

**APPENDIX L
LIGHTING IMPACTS**




Tips For Sharing The Beach

- 🐢 Stay off dunes and vegetation. Use designated walkovers.
- 🐢 All pedestrian activities are prohibited within the Conservation Zone (CZ), 15 feet seaward of the dune line.
- 🐢 Save gas and the environment and walk on and off the beach.
- 🐢 Fill in any holes left by sandcastles and tire tracks.
- 🐢 Leaving beach chairs, canopies, or other such items on the beach overnight is prohibited.
- 🐢 Reduce litter and marine debris by disposing of your trash properly. **Do not release balloons into the sky.** Pick up any fishing line and plastic that you see and participate in beach clean-ups.
- 🐢 Never approach sea turtles emerging from or returning to the sea. Nesting females are vulnerable and timid, and can be easily frightened away.
- 🐢 Do not use torches, lanterns or flashlights at night. Bonfires and fireworks are prohibited.
- 🐢 Report all dead, injured, stranded turtles, birds or other marine life to 1-888-404-FWCC (3922), 904-824-8304 (SJCSO)
- 🐢 **Remember: Leave only your footprints in the sand.**

Conservation Zone

Please help protect this fragile ecosystem. All vehicle and pedestrian activities are prohibited within the area 15 feet (30 FEET AT PORPOISE POINT) seaward of the dunes or vegetation.



Driving Hours

Vehicles are not permitted to drive or park on designated beaches between the hours of 7:30 PM – 8:00 AM from May 1 – October 31

Excluding authorized sea turtle personnel, commercial fisherman, emergency personnel, and law enforcement

Maintain a safe distance of at least 15 feet from sea turtles and their nest. Nests are noticeably marked with signage, stakes and fluorescent flagging



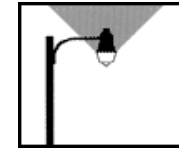
**For Lights of Concern
Please Contact: 209-0323
The Beach Lighting Officer**

**Wildlife Emergencies Call
The Sheriffs Department
904-824-8304**


Beach Lighting

County Ordinance 99-33 Beach Lighting Management Plan


Artificial lighting disrupts the critical nocturnal behavior of sea turtles and the native AIBM during nesting periods. Beach front properties are required to replace or eliminate all non-compliant interior and exterior lights that are visible from the beach.



Poor



Good



Excellent

Photos provided by:
Florida Marine Research Institute

Sea Turtle Friendly Lighting Fixtures and Bulbs



Shielded Landscape Bollard

Shielded wall fixtures that direct the light down



**Ground pavers are best for walkway lighting.
Red and amber bulbs are the least disruptive to sea turtles and night vision wildlife.**