



**ST. JOHNS COUNTY BUILDING SERVICES DIVISION
MONTHLY RECAP REPORT**

**TO: Suzanne Konchan, Director, Growth Management Department
FROM: HT White, CBO, Building Official and Director of Building Services
DATE: May 2, 2019**

SUBJECT: APRIL MONTHLY RECAP REPORT

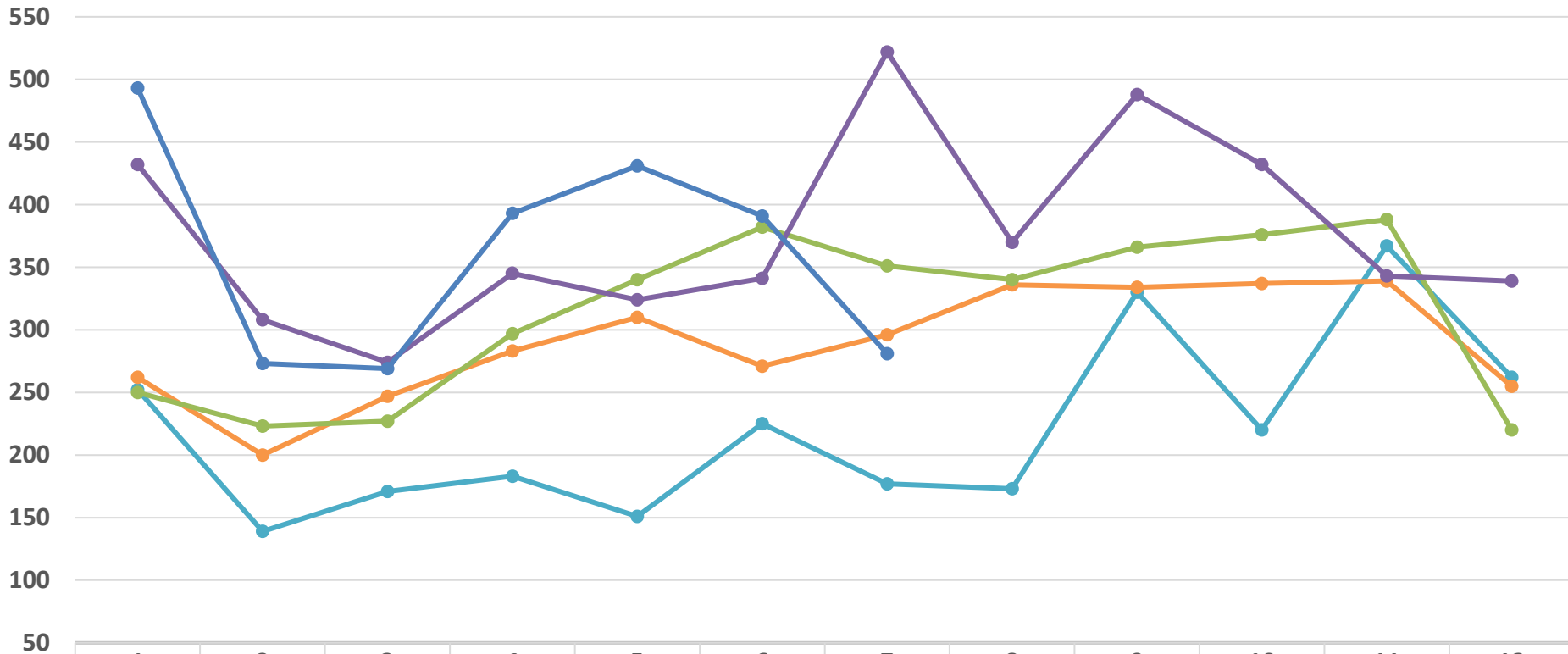
	MONTHLY COMPARISON		FY CUMULATIVE	
	April 2019	April 2018	FY 2019	FY 2018
PLANS SUBMITTED:				
All Plans Submitted	1,333	1,638	9,025	9,638
Single Family Plans Submitted	274	453	2,425	2,579
Commercial Plans Submitted	68	93	533	535
Revisions & Resubmittals	331	317	2,025	1,928
Total Plans Reviewed	1,181	1,577	8,716	9,289
PERMITS ISSUED:				
Building Permits Issued	1,397	1,629	9,281	10,166
Single Family Permits Issued	281	522	2,531	2,546
Dwelling Units From Permits Issued	282	522	2,532	2,546
Commercial Permits Issued	101	95	644	609
Total Permits Issued (all types)	4,148	4,146	27,214	25,883
MARKET VALUATION:				
Building Market Valuation	\$147,313,092	\$164,210,988	\$1,068,360,477	\$924,525,414
Single Family Market Valuation	\$71,811,402	\$137,591,851	\$680,711,669	\$675,464,049
Total Commercial Market Valuation	\$50,736,518	\$7,310,920	\$256,193,529	\$123,595,497
INSPECTIONS:				
Total Inspections	18,794	17,370	130,460	114,577
CERTIFICATE OF OCCUPANCY - ISSUED				
Total Units	427	350	2,778	2,204

Note: "Valuation" is construction measured, excluding land, as claimed by permit applicants.

Maximum number of workdays in March | 21

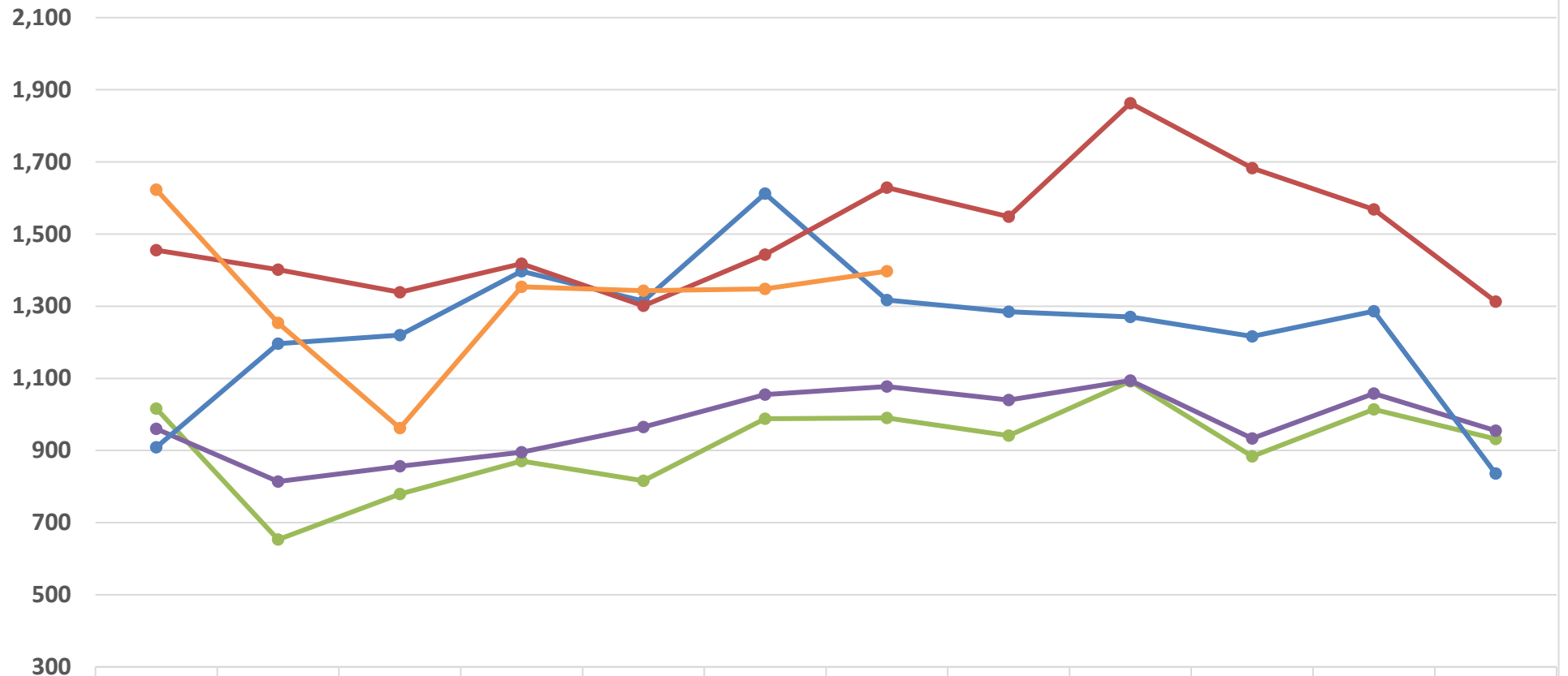
- cc: Commissioner James K. Johns, District 1
 Commissioner Jeb Smith, Vice Chairman, District 2
 Commissioner Paul M. Waldron, Chairman, District 3
 Commissioner Jeremiah Ray Blocker, District 4
 Commissioner Henry Dean, District 5
 Jesse Dunn, Director of OMB

**ST. JOHNS COUNTY BUILDING SERVICES DIVISION
FISCAL YEARS 2015, 2016, 2017, 2018, 2019
SINGLE FAMILY - DETACHED AND ATTACHED PERMITS**



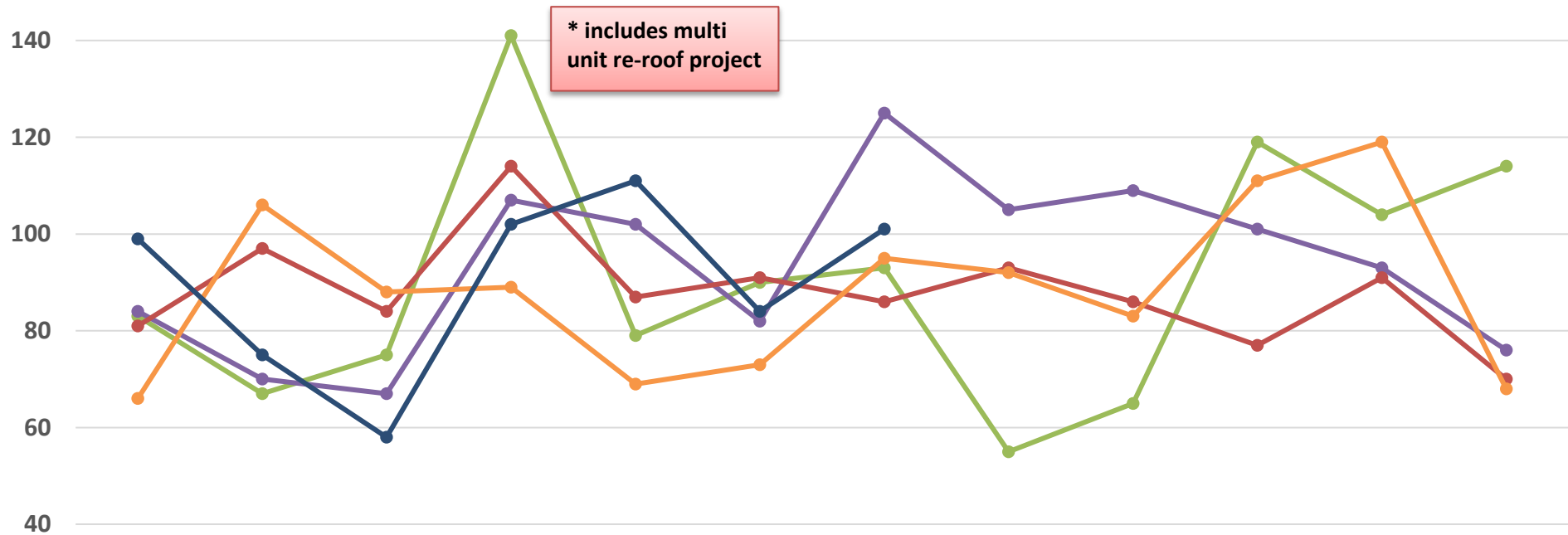
	1	2	3	4	5	6	7	8	9	10	11	12
FY 2015	252	139	171	183	151	225	177	173	330	220	367	262
FY 2016	262	200	247	283	310	271	296	336	334	337	339	255
FY 2017	250	223	227	297	340	382	351	340	366	376	388	220
FY 2018	432	308	274	345	324	341	522	370	488	432	343	339
FY 2019	493	273	269	393	431	391	281					

**ST. JOHNS COUNTY BUILDING SERVICES DIVISION
FISCAL YEARS 2015, 2016, 2017, 2018, 2019
BUILDING PERMITS**



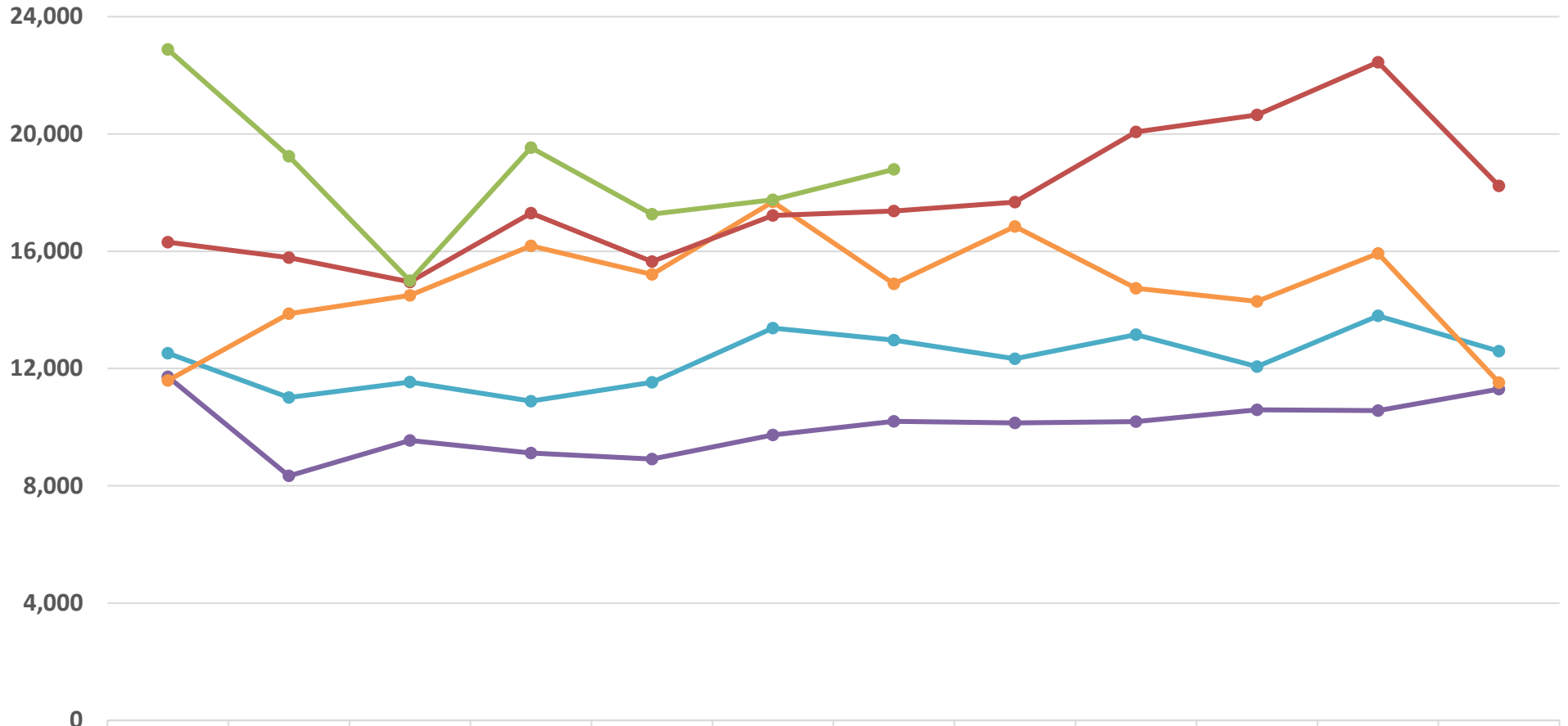
	1	2	3	4	5	6	7	8	9	10	11	12
FY 2015	1,016	653	779	871	816	988	990	941	1,092	884	1,014	932
FY 2016	960	814	856	895	965	1,055	1,077	1,040	1,094	933	1,058	955
FY 2017	909	1,196	1,220	1,397	1,314	1,612	1,317	1,285	1,270	1,216	1,286	836
FY 2018	1,455	1,401	1,339	1,418	1,301	1,443	1,629	1,548	1,863	1,683	1,568	1,313
FY 2019	1,623	1,254	962	1,354	1,343	1,348	1,397					

**ST. JOHNS COUNTY BUILDING SERVICES DIVISION
FISCAL YEARS 2015, 2016, 2017, 2018, 2019
COMMERCIAL PERMITS**



	1	2	3	4	5	6	7	8	9	10	11	12
● FY 2015	83	67	75	141	79	90	93	55	65	119	104	114
● FY 2016	84	70	67	107	102	82	125	105	109	101	93	76
● FY 2017	81	97	84	114	87	91	86	93	86	77	91	70
● FY 2018	66	106	88	89	69	73	95	92	83	111	119	68
● FY 2019	99	75	58	102	111	84	101					

**ST. JOHNS COUNTY BUILDING SERVICES DIVISION
FISCAL YEARS 2015, 2016, 2017, 2018, 2019
INSPECTIONS**



	1	2	3	4	5	6	7	8	9	10	11	12
FY 2015	11,719	8,337	9,550	9,115	8,911	9,730	10,197	10,143	10,193	10,596	10,567	11,302
FY 2016	12,518	11,016	11,540	10,890	11,531	13,380	12,964	12,331	13,158	12,064	13,795	12,593
FY 2017	11,595	13,870	14,492	16,186	15,208	17,686	14,888	16,841	14,739	14,292	15,921	11,521
FY 2018	16,310	15,780	14,955	17,297	15,649	17,216	17,370	17,678	20,070	20,646	22,448	18,231
FY 2019	22,879	19,241	14,992	19,533	17,263	17,758	18,794					