



**ST. JOHNS COUNTY BUILDING SERVICES DIVISION
MONTHLY RECAP REPORT**

**TO: Mike Roberson, Interim Director, Growth Management Department
FROM: HT White, CBO, Building Official and Director of Building Services**

DATE: September 12, 2019

SUBJECT: AUGUST MONTHLY RECAP REPORT

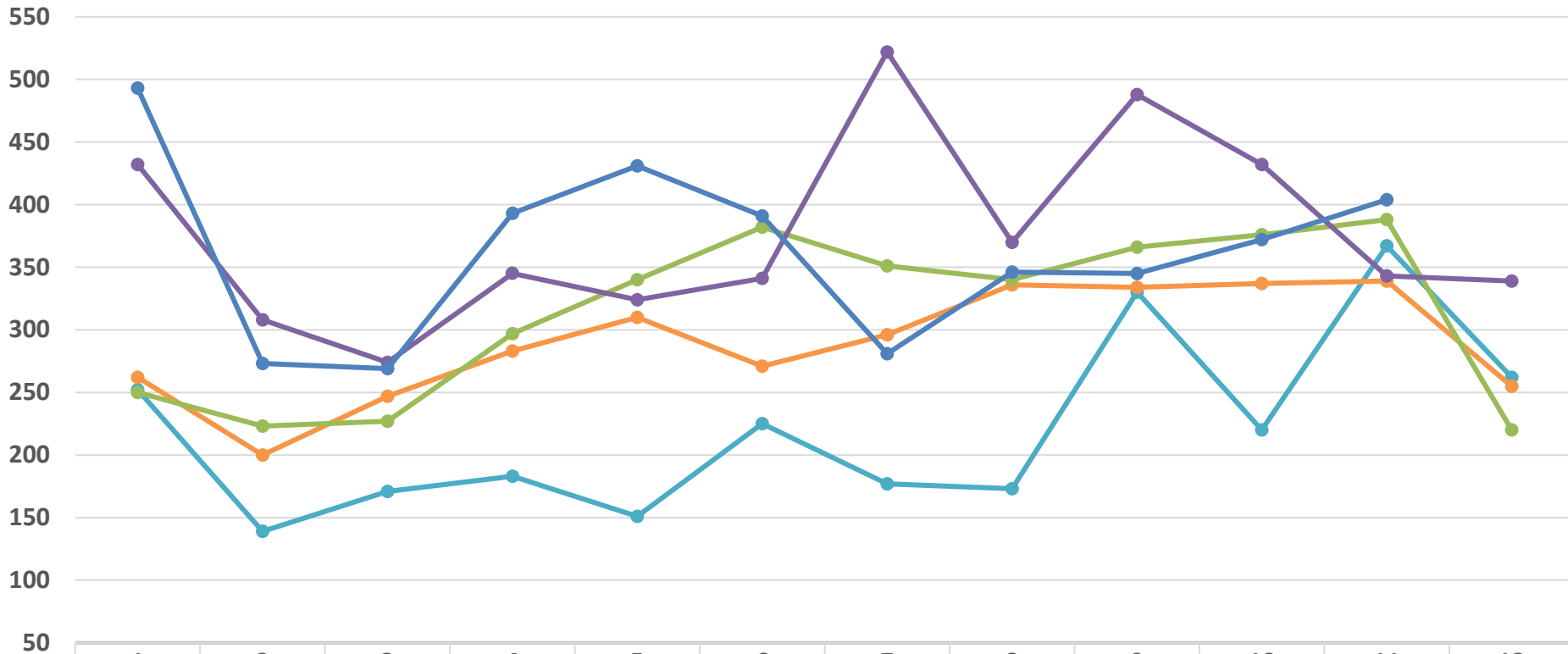
	MONTHLY COMPARISON		FY CUMULATIVE	
	AUGUST 2019	AUGUST 2018	FY 2019	FY 2018
PLANS SUBMITTED:				
All Plans Submitted	1,102	1,446	13,851	15,594
Single Family Plans Submitted	321	363	3,831	4,217
Commercial Plans Submitted	93	89	876	890
Revisions & Resubmittals	225	333	3,048	3,196
Total Plans Reviewed	1,112	1,353	13,511	15,201
PERMITS ISSUED:				
Building Permits Issued	1,329	1,568	14,579	16,647
Single Family Permits Issued	404	343	3,998	4,178
Dwelling Units From Permits Issued	405	343	4,000	4,178
Commercial Permits Issued	90	119	1,010	1,012
Total Permits Issued (all types)	4,121	4,446	42,956	43,701
MARKET VALUATION:				
Building Market Valuation	\$153,275,778	\$142,436,011	\$1,662,246,783	\$1,572,878,614
Single Family Market Valuation	\$108,648,279	\$93,940,017	\$1,086,658,535	\$1,112,437,454
Total Commercial Market Valuation	\$26,562,481	\$26,025,938	\$369,824,438	\$250,858,722
INSPECTIONS:				
Total Inspections	16,492	22,448	196,726	195,457
CERTIFICATE OF OCCUPANCY - ISSUED				
Total Units	333	392	4,680	3,740

Note: "Valuation" is construction measured, excluding land, as claimed by permit applicants.

Maximum number of workdays in August | 22

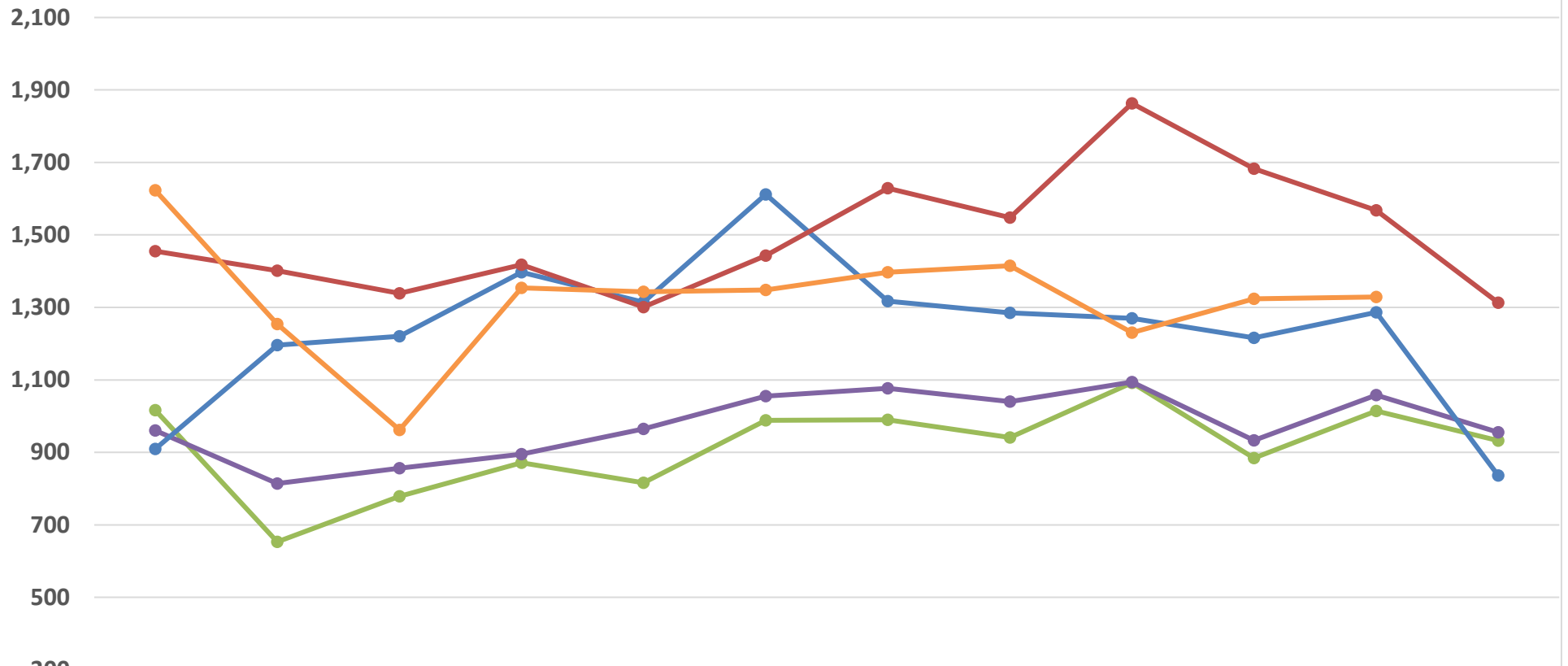
- cc: Commissioner James K. Johns, District 1
 Commissioner Jeb Smith, Vice Chairman, District 2
 Commissioner Paul M. Waldron, Chairman, District 3
 Commissioner Jeremiah Ray Blocker, District 4
 Commissioner Henry Dean, District 5
 Jesse Dunn, Director of OMB

**ST. JOHNS COUNTY BUILDING SERVICES DIVISION
FISCAL YEARS 2015, 2016, 2017, 2018, 2019
SINGLE FAMILY - DETACHED AND ATTACHED PERMITS**



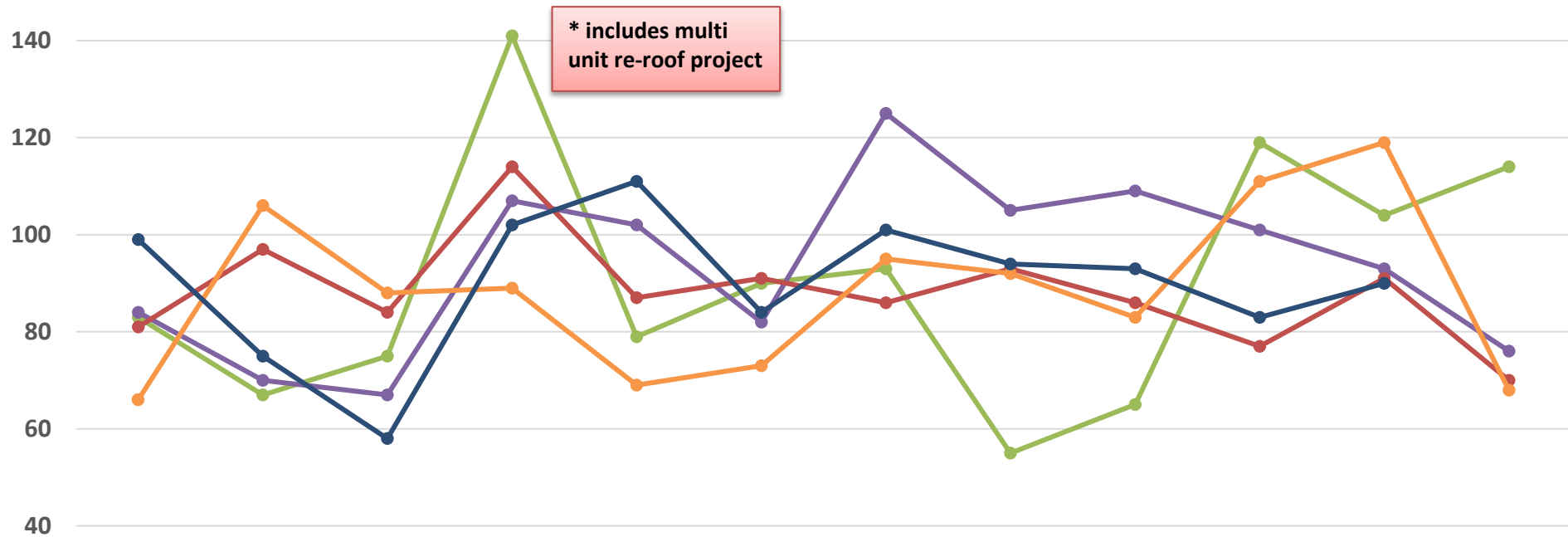
	1	2	3	4	5	6	7	8	9	10	11	12
FY 2015	252	139	171	183	151	225	177	173	330	220	367	262
FY 2016	262	200	247	283	310	271	296	336	334	337	339	255
FY 2017	250	223	227	297	340	382	351	340	366	376	388	220
FY 2018	432	308	274	345	324	341	522	370	488	432	343	339
FY 2019	493	273	269	393	431	391	281	346	345	372	404	

**ST. JOHNS COUNTY BUILDING SERVICES DIVISION
FISCAL YEARS 2015, 2016, 2017, 2018, 2019
BUILDING PERMITS**



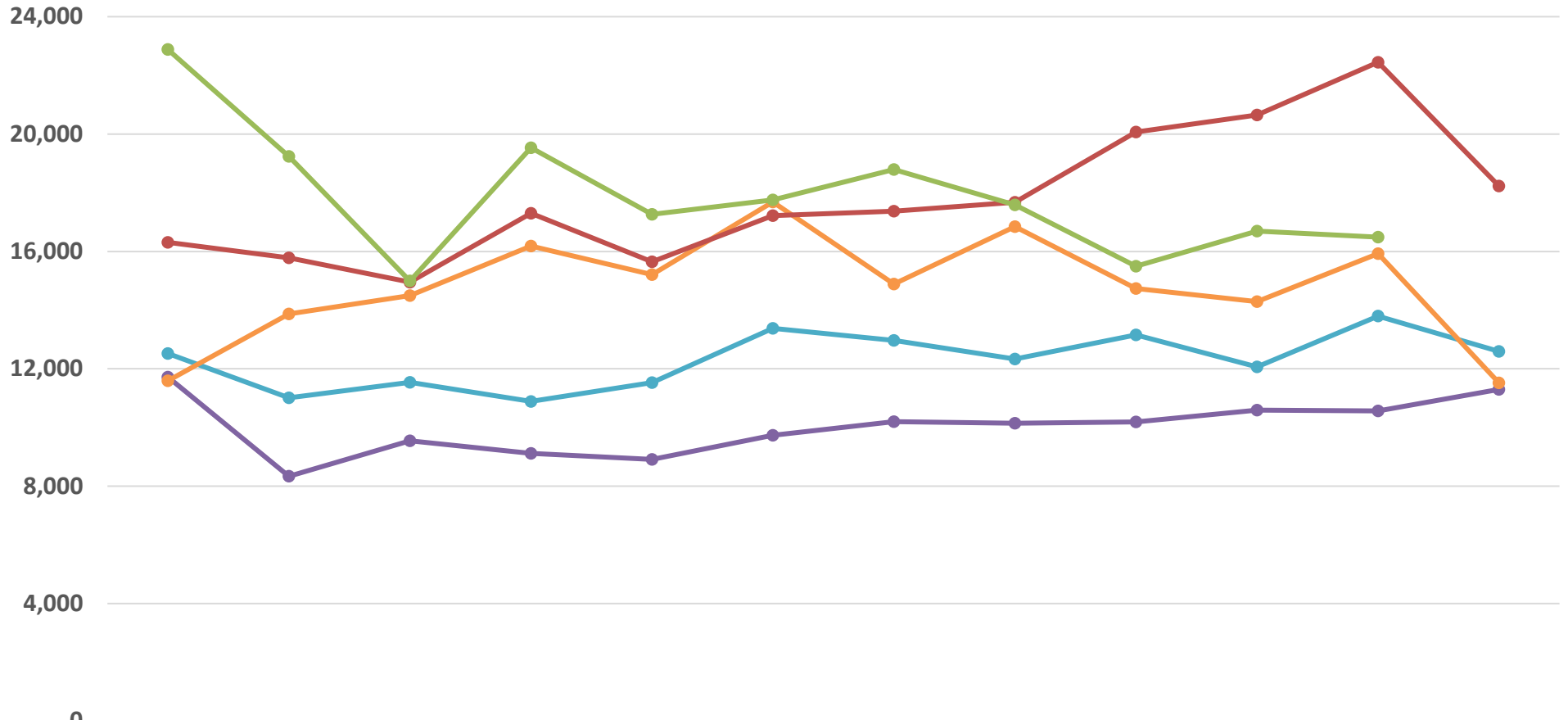
	1	2	3	4	5	6	7	8	9	10	11	12
● FY 2015	1,016	653	779	871	816	988	990	941	1,092	884	1,014	932
● FY 2016	960	814	856	895	965	1,055	1,077	1,040	1,094	933	1,058	955
● FY 2017	909	1,196	1,220	1,397	1,314	1,612	1,317	1,285	1,270	1,216	1,286	836
● FY 2018	1,455	1,401	1,339	1,418	1,301	1,443	1,629	1,548	1,863	1,683	1,568	1,313
● FY 2019	1,623	1,254	962	1,354	1,343	1,348	1,397	1,415	1,230	1,324	1,329	

**ST. JOHNS COUNTY BUILDING SERVICES DIVISION
FISCAL YEARS 2015, 2016, 2017, 2018, 2019
COMMERCIAL PERMITS**



	1	2	3	4	5	6	7	8	9	10	11	12
● FY 2015	83	67	75	141	79	90	93	55	65	119	104	114
● FY 2016	84	70	67	107	102	82	125	105	109	101	93	76
● FY 2017	81	97	84	114	87	91	86	93	86	77	91	70
● FY 2018	66	106	88	89	69	73	95	92	83	111	119	68
● FY 2019	99	75	58	102	111	84	101	94	93	83	90	

**ST. JOHNS COUNTY BUILDING SERVICES DIVISION
FISCAL YEARS 2015, 2016, 2017, 2018, 2019
INSPECTIONS**



	1	2	3	4	5	6	7	8	9	10	11	12
FY 2015	11,719	8,337	9,550	9,115	8,911	9,730	10,197	10,143	10,193	10,596	10,567	11,302
FY 2016	12,518	11,016	11,540	10,890	11,531	13,380	12,964	12,331	13,158	12,064	13,795	12,593
FY 2017	11,595	13,870	14,492	16,186	15,208	17,686	14,888	16,841	14,739	14,292	15,921	11,521
FY 2018	16,310	15,780	14,955	17,297	15,649	17,216	17,370	17,678	20,070	20,646	22,448	18,231
FY 2019	22,879	19,241	14,992	19,533	17,263	17,758	18,794	17,585	15,498	16,691	16,492	