

**ST JOHNS COUNTY BUILDING DEPARTMENT
MONTHLY RECAP REPORT**



TO: Brad Bradley, Assitant County Administrator
 FROM: HT White, CBO, Building Department Director
 DATE: August 4, 2020
 SUBJECT: JULY MONTHLY RECAP REPORT

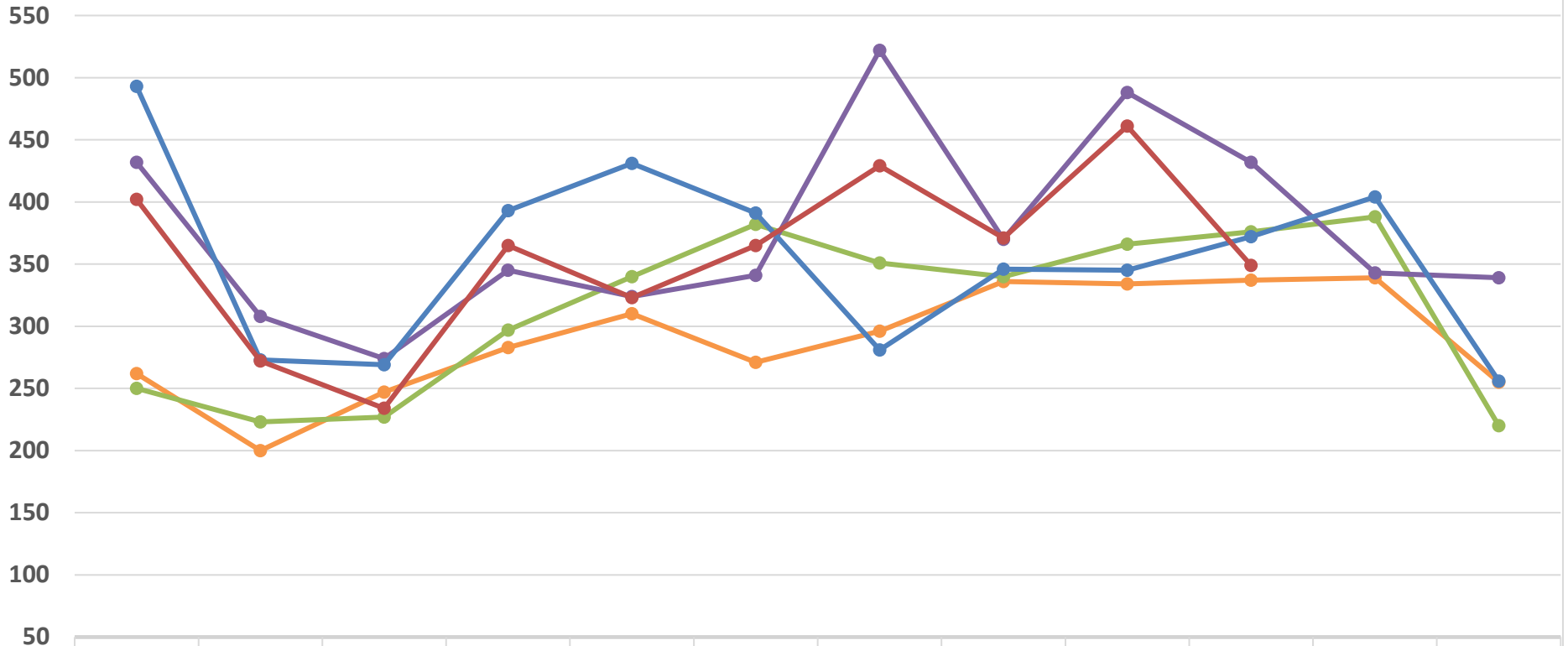
	MONTHLY COMPARISON		FY CUMULATIVE	
	JULY 2020	JULY 2019	FY 2020	FY 2019
PLANS SUBMITTED				
All Plans Submitted	4,539	1,175	13,682	12,749
Single Family Plans Submitted	414	311	3,555	3,510
Commercial Plans Submitted	88	73	1,026	783
Revisions & Resubmittals	250	285	2,524	2,823
Total Plans Reviewed	1,339	1,150	11,524	12,399
PERMITS ISSUED				
Building Permits Issued	1,526	1,324	13,315	13,250
Single Family Permits Issued	349	372	3,571	3,594
Dwelling Units from Permits Issued	349	372	3,571	3,955
Commercial Permits Issued	87	83	916	920
Total Permits Issued (all types)	1,526	3,931	36,474	38,835
MARKET VALUATION				
Building Market Valuation	\$ 137,490,371	\$ 136,354,928	\$ 1,345,619,264	\$1,508,971,005
Single Family Market Valuation	\$ 89,473,622	\$ 102,750,363	\$ 931,888,679	\$ 978,010,256
Total Commercial Market Valuation	\$ 20,524,696	\$ 14,842,623	\$ 219,206,996	\$ 343,261,957
INSPECTIONS				
Total Inspections	17,898	16,691	166,534	180,234
CERTIFICATE OF OCCUPANCY ISSUED				
Total Units	395	399	3,758	4,347

Note: "Valuation" is construction measured, excluding land, as claimed by permit applicants

Maximum number of workdays in JULY | 22

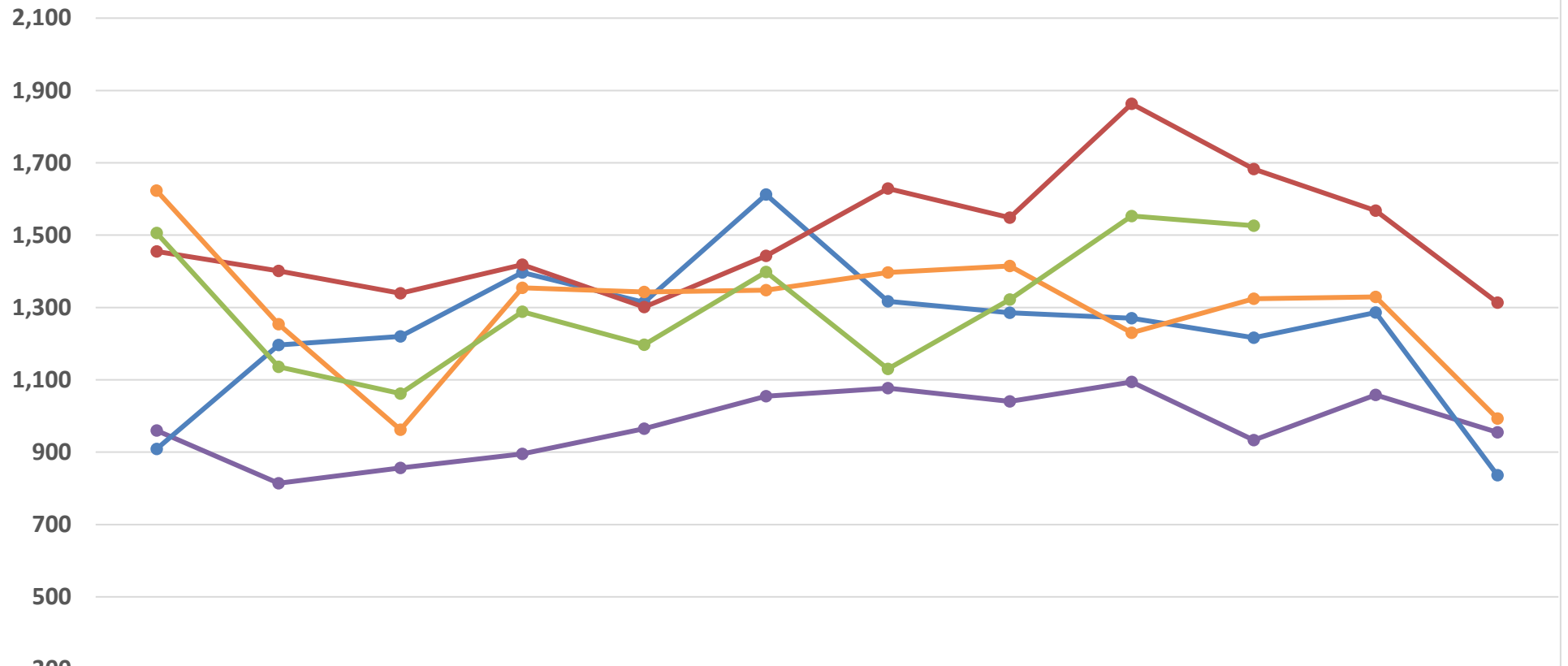
- cc: Commissioner James K. Johns, District 1
 Commissioner Jeb Smith, Chairman, District 2
 Commissioner Paul M. Waldron, District 3
 Commissioner Jeremiah Ray Blocker, Vice Chair, District 4
 Commissioner Henry Dean, District 5
 Jesse Dunn, Director of OMB

**ST. JOHNS COUNTY BUILDING SERVICES DIVISION
FISCAL YEARS 2016, 2017, 2018, 2019, 2020
SINGLE FAMILY - DETACHED AND ATTACHED PERMITS**



	1	2	3	4	5	6	7	8	9	10	11	12
FY 2016	262	200	247	283	310	271	296	336	334	337	339	255
FY 2017	250	223	227	297	340	382	351	340	366	376	388	220
FY 2018	432	308	274	345	324	341	522	370	488	432	343	339
FY 2019	493	273	269	393	431	391	281	346	345	372	404	256
FY 2020	402	272	234	365	323	365	429	371	461	349		

**ST. JOHNS COUNTY BUILDING SERVICES DIVISION
FISCAL YEARS 2016, 2017, 2018, 2019, 2020
BUILDING PERMITS**

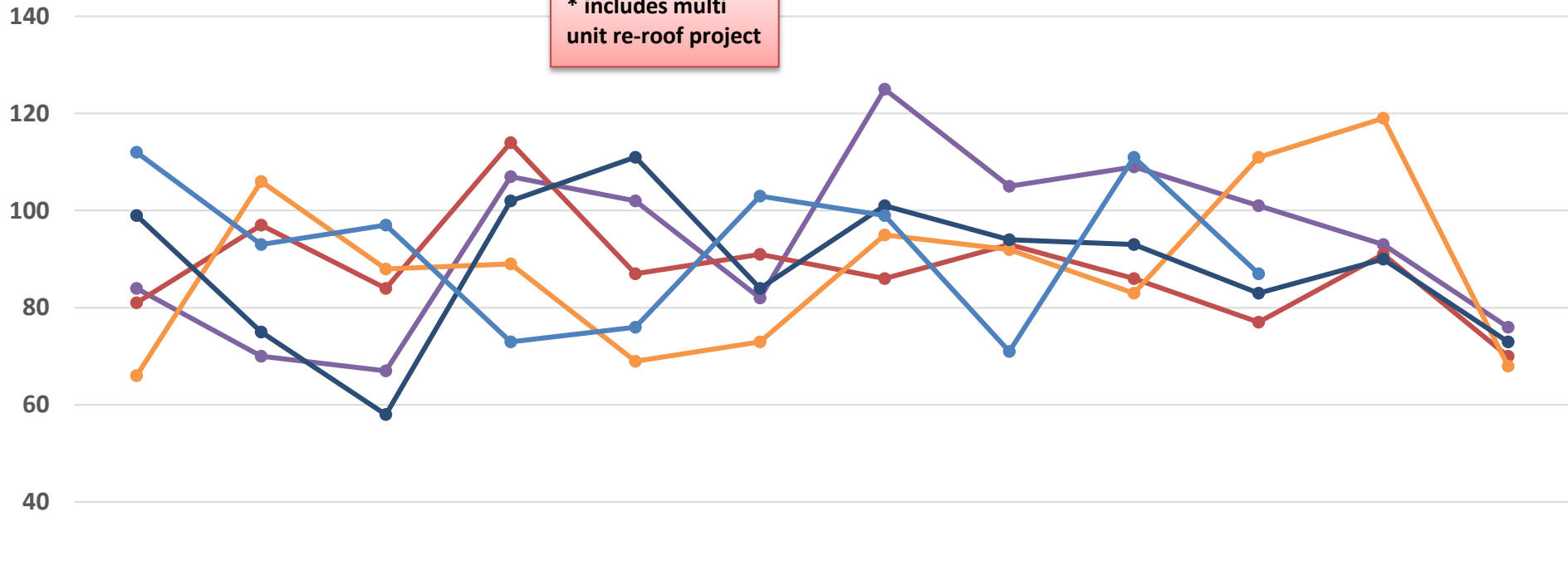


	1	2	3	4	5	6	7	8	9	10	11	12
FY 2016	960	814	856	895	965	1,055	1,077	1,040	1,094	933	1,058	955
FY 2017	909	1,196	1,220	1,397	1,314	1,612	1,317	1,285	1,270	1,216	1,286	836
FY 2018	1,455	1,401	1,339	1,418	1,301	1,443	1,629	1,548	1,863	1,683	1,568	1,313
FY 2019	1,623	1,254	962	1,354	1,343	1,348	1,397	1,415	1,230	1,324	1,329	993
FY 2020	1,506	1,136	1,062	1,288	1,197	1,398	1,130	1,322	1,553	1,526		

**ST. JOHNS COUNTY BUILDING SERVICES DIVISION
FISCAL YEARS 2016, 2017, 2018, 2019, 2020
COMMERCIAL PERMITS**

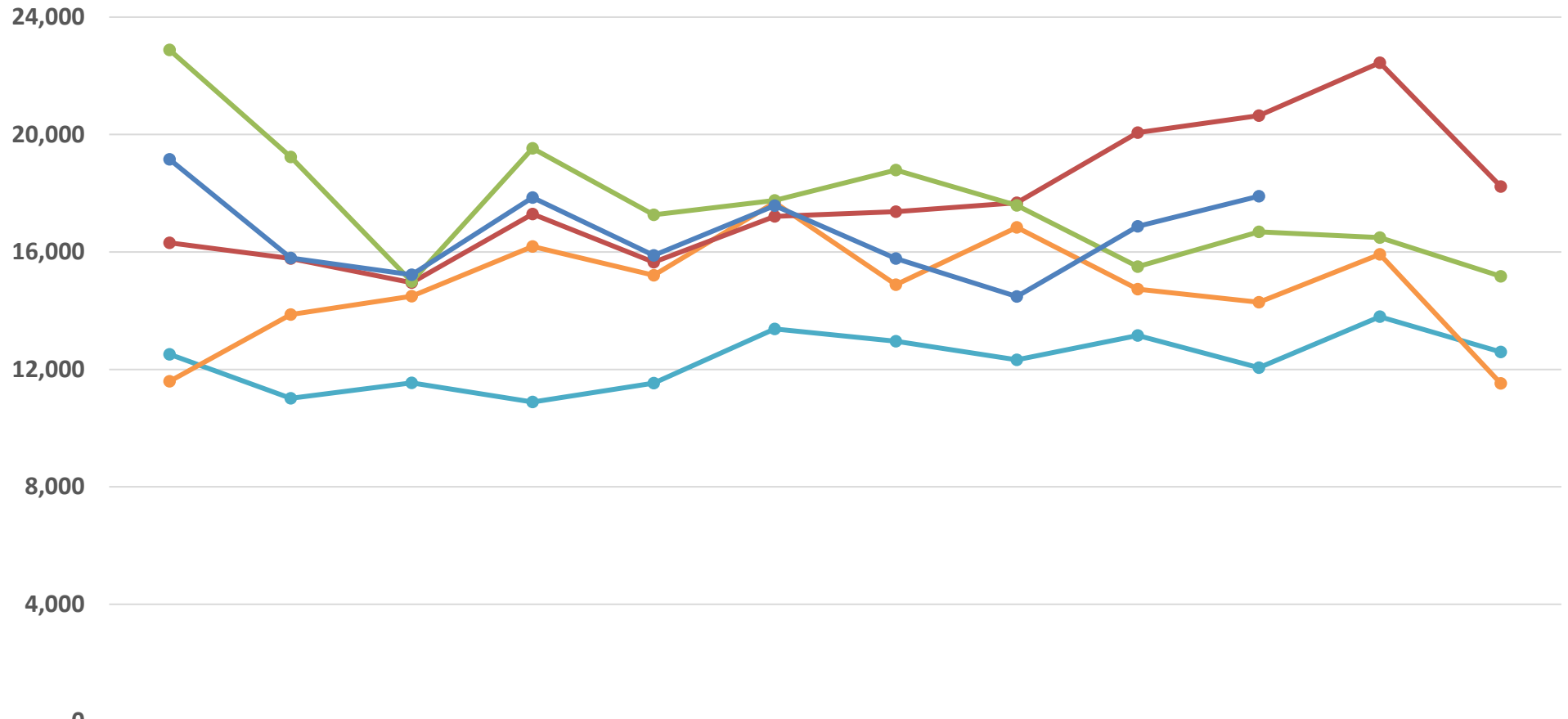


* includes multi unit re-roof project



	1	2	3	4	5	6	7	8	9	10	11	12
FY 2016	84	70	67	107	102	82	125	105	109	101	93	76
FY 2017	81	97	84	114	87	91	86	93	86	77	91	70
FY 2018	66	106	88	89	69	73	95	92	83	111	119	68
FY 2019	99	75	58	102	111	84	101	94	93	83	90	73
FY 2020	112	93	97	73	76	103	99	71	111	87		

**ST. JOHNS COUNTY BUILDING SERVICES DIVISION
FISCAL YEARS 2016, 2017, 2018, 2019, 2020
INSPECTIONS**



	1	2	3	4	5	6	7	8	9	10	11	12
FY 2016	12,518	11,016	11,540	10,890	11,531	13,380	12,964	12,331	13,158	12,064	13,795	12,593
FY 2017	11,595	13,870	14,492	16,186	15,208	17,686	14,888	16,841	14,739	14,292	15,921	11,521
FY 2018	16,310	15,780	14,955	17,297	15,649	17,216	17,370	17,678	20,070	20,646	22,448	18,231
FY 2019	22,879	19,241	14,992	19,533	17,263	17,758	18,794	17,585	15,498	16,691	16,492	15,176
FY 2020	19,153	15,799	15,221	17,856	15,884	17,576	15,782	14,484	16,872	17,898		