

**ST JOHNS COUNTY BUILDING DEPARTMENT  
MONTHLY RECAP REPORT**



TO: Brad Bradley, Assitant County Administrator  
 FROM: HT White, CBO, Building Department Director  
 DATE: June 4, 2020  
 SUBJECT: MAY MONTHLY RECAP REPORT

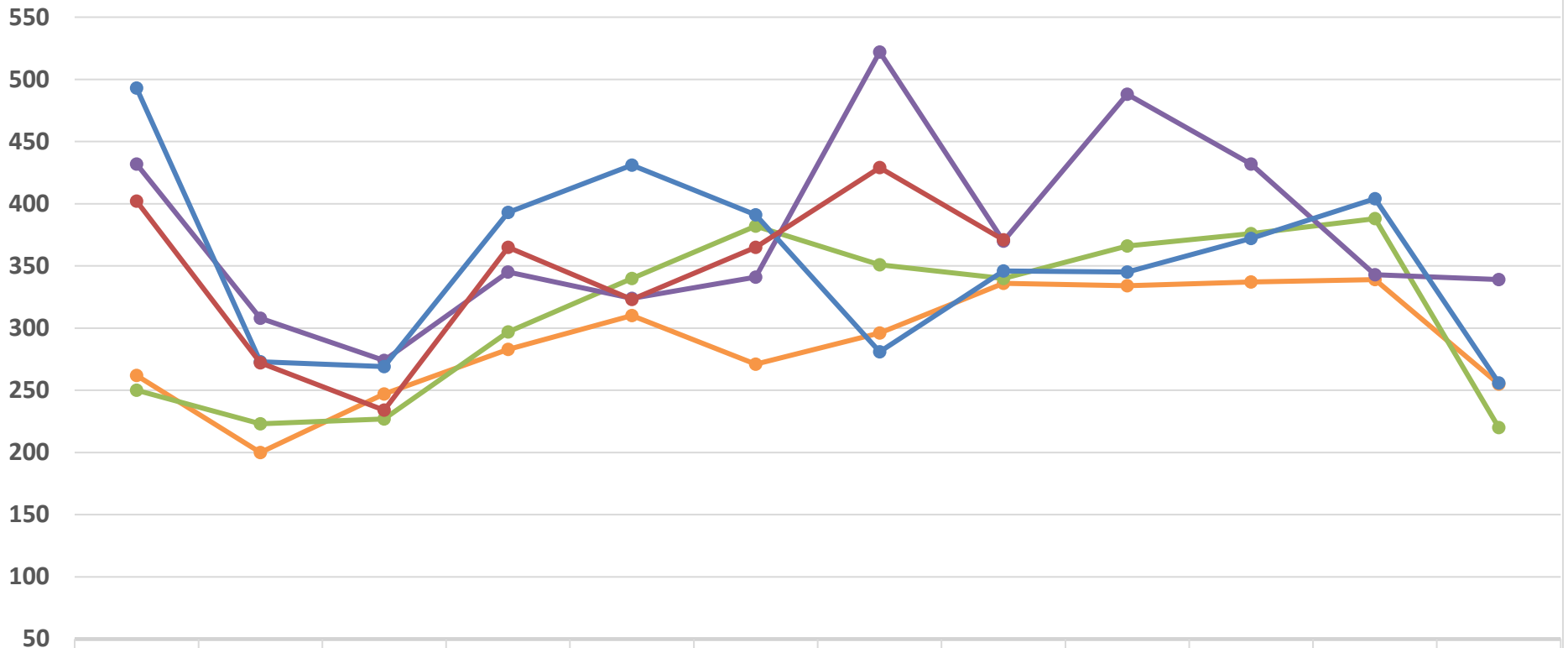
	MONTHLY COMPARISON		FY CUMULATIVE	
	MAY 2020	MAY 2019	FY 2020	FY 2019
<b>PLANS SUBMITTED</b>				
All Plans Submitted	1,135	1,248	7,823	10,273
Single Family Plans Submitted	356	311	2,775	2,736
Commercial Plans Submitted	71	84	843	617
Revisions & Resubmittals	213	277	1,972	2,302
Total Plans Reviewed	1,089	1,267	9,096	9,983
<b>PERMITS ISSUED</b>				
Building Permits Issued	1,322	1,415	10,039	10,696
Single Family Permits Issued	371	346	2,761	2,877
Dwelling Units from Permits Issued	371	346	2,761	2,877
Commercial Permits Issued	65	94	718	738
Total Permits Issued (all types)	3,870	4,073	30,437	31,287
<b>MARKET VALUATION</b>				
Building Market Valuation	\$ 134,254,367	\$ 171,128,608	\$ 1,042,985,121	\$1,239,489,085
Single Family Market Valuation	\$ 88,065,210	\$ 93,816,016	\$ 728,086,678	\$ 774,527,685
Total Commercial Market Valuation	\$ 27,446,645	\$ 58,167,122	\$ 177,501,561	\$ 256,193,529
<b>INSPECTIONS</b>				
Total Inspections	14,484	17,585	131,764	148,045
<b>CERTIFICATE OF OCCUPANCY ISSUED</b>				
Total Units	342	410	3,036	3,188

Note: "Valuation" is construction measured, excluding land, as claimed by permit applicants

Maximum number of workdays in MAY | 20

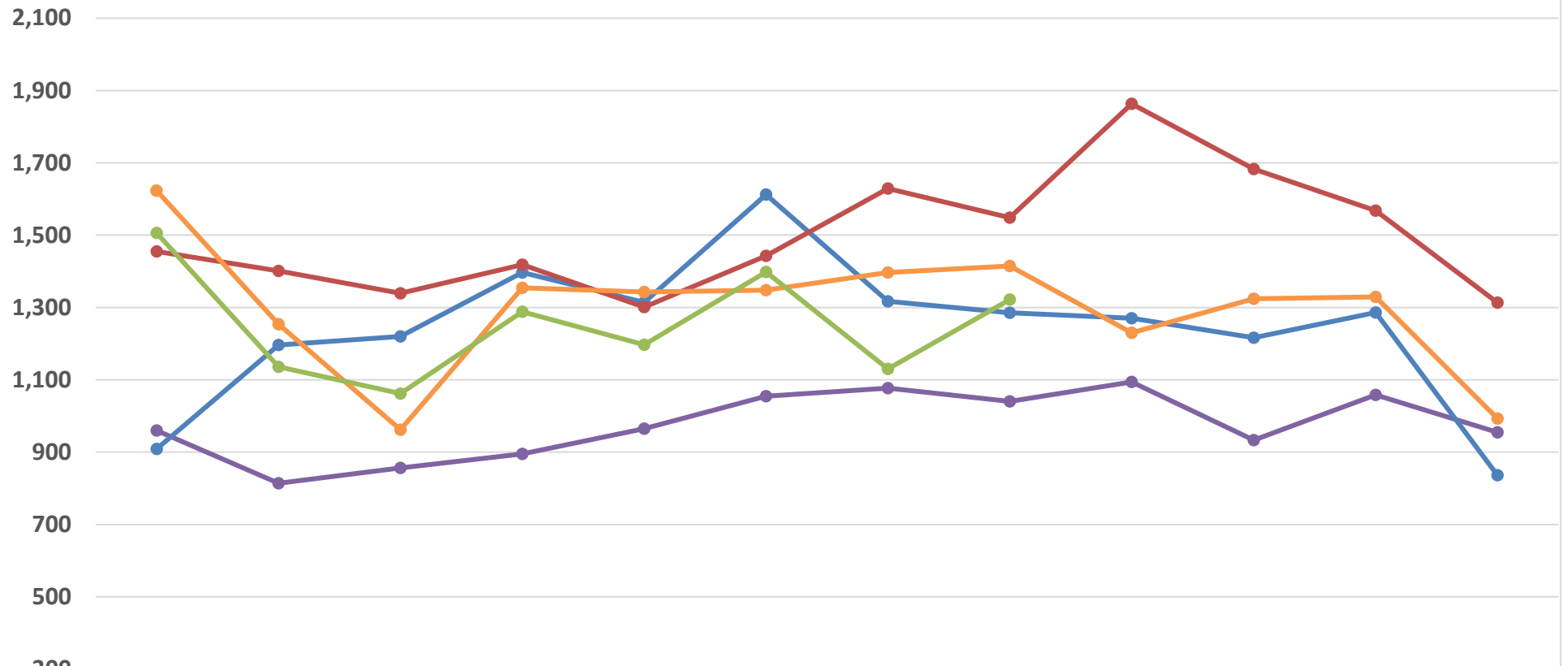
- cc: Commissioner James K. Johns, District 1  
 Commissioner Jeb Smith, Chairman, District 2  
 Commissioner Paul M. Waldron, District 3  
 Commissioner Jeremiah Ray Blocker, Vice Chair, District 4  
 Commissioner Henry Dean, District 5  
 Jesse Dunn, Director of OMB

**ST. JOHNS COUNTY BUILDING SERVICES DIVISION  
FISCAL YEARS 2016, 2017, 2018, 2019, 2020  
SINGLE FAMILY - DETACHED AND ATTACHED PERMITS**



	1	2	3	4	5	6	7	8	9	10	11	12
FY 2016	262	200	247	283	310	271	296	336	334	337	339	255
FY 2017	250	223	227	297	340	382	351	340	366	376	388	220
FY 2018	432	308	274	345	324	341	522	370	488	432	343	339
FY 2019	493	273	269	393	431	391	281	346	345	372	404	256
FY 2020	402	272	234	365	323	365	429	371				

**ST. JOHNS COUNTY BUILDING SERVICES DIVISION  
FISCAL YEARS 2016, 2017, 2018, 2019, 2020  
BUILDING PERMITS**

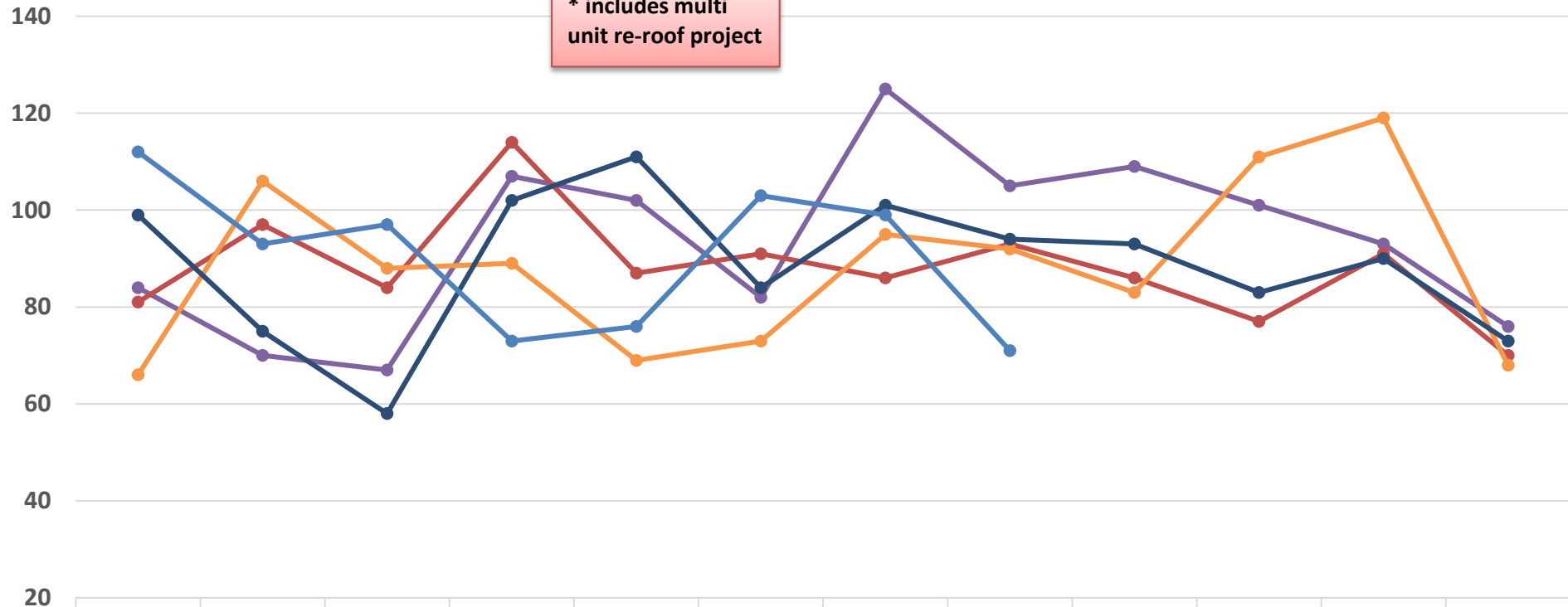


	1	2	3	4	5	6	7	8	9	10	11	12
FY 2016	960	814	856	895	965	1,055	1,077	1,040	1,094	933	1,058	955
FY 2017	909	1,196	1,220	1,397	1,314	1,612	1,317	1,285	1,270	1,216	1,286	836
FY 2018	1,455	1,401	1,339	1,418	1,301	1,443	1,629	1,548	1,863	1,683	1,568	1,313
FY 2019	1,623	1,254	962	1,354	1,343	1,348	1,397	1,415	1,230	1,324	1,329	993
FY 2020	1,506	1,136	1,062	1,288	1,197	1,398	1,130	1,322				

**ST. JOHNS COUNTY BUILDING SERVICES DIVISION  
FISCAL YEARS 2016, 2017, 2018, 2019, 2020  
COMMERCIAL PERMITS**

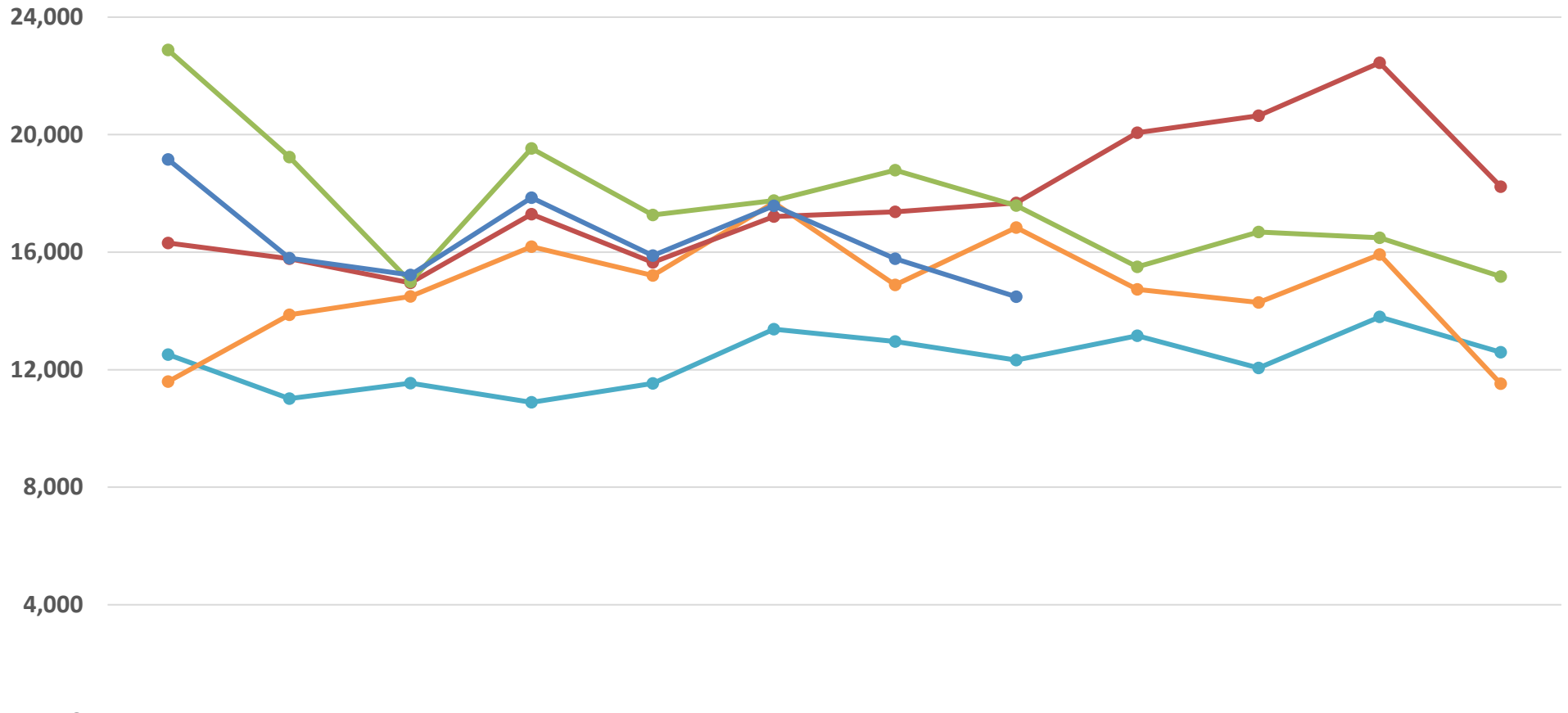


\* includes multi unit re-roof project



	1	2	3	4	5	6	7	8	9	10	11	12
FY 2016	84	70	67	107	102	82	125	105	109	101	93	76
FY 2017	81	97	84	114	87	91	86	93	86	77	91	70
FY 2018	66	106	88	89	69	73	95	92	83	111	119	68
FY 2019	99	75	58	102	111	84	101	94	93	83	90	73
FY 2020	112	93	97	73	76	103	99	71				

**ST. JOHNS COUNTY BUILDING SERVICES DIVISION  
FISCAL YEARS 2016, 2017, 2018, 2019, 2020  
INSPECTIONS**



	1	2	3	4	5	6	7	8	9	10	11	12
FY 2016	12,518	11,016	11,540	10,890	11,531	13,380	12,964	12,331	13,158	12,064	13,795	12,593
FY 2017	11,595	13,870	14,492	16,186	15,208	17,686	14,888	16,841	14,739	14,292	15,921	11,521
FY 2018	16,310	15,780	14,955	17,297	15,649	17,216	17,370	17,678	20,070	20,646	22,448	18,231
FY 2019	22,879	19,241	14,992	19,533	17,263	17,758	18,794	17,585	15,498	16,691	16,492	15,176
FY 2020	19,153	15,799	15,221	17,856	15,884	17,576	15,782	14,484				