

**ST JOHNS COUNTY BUILDING DEPARTMENT
MONTHLY RECAP REPORT**



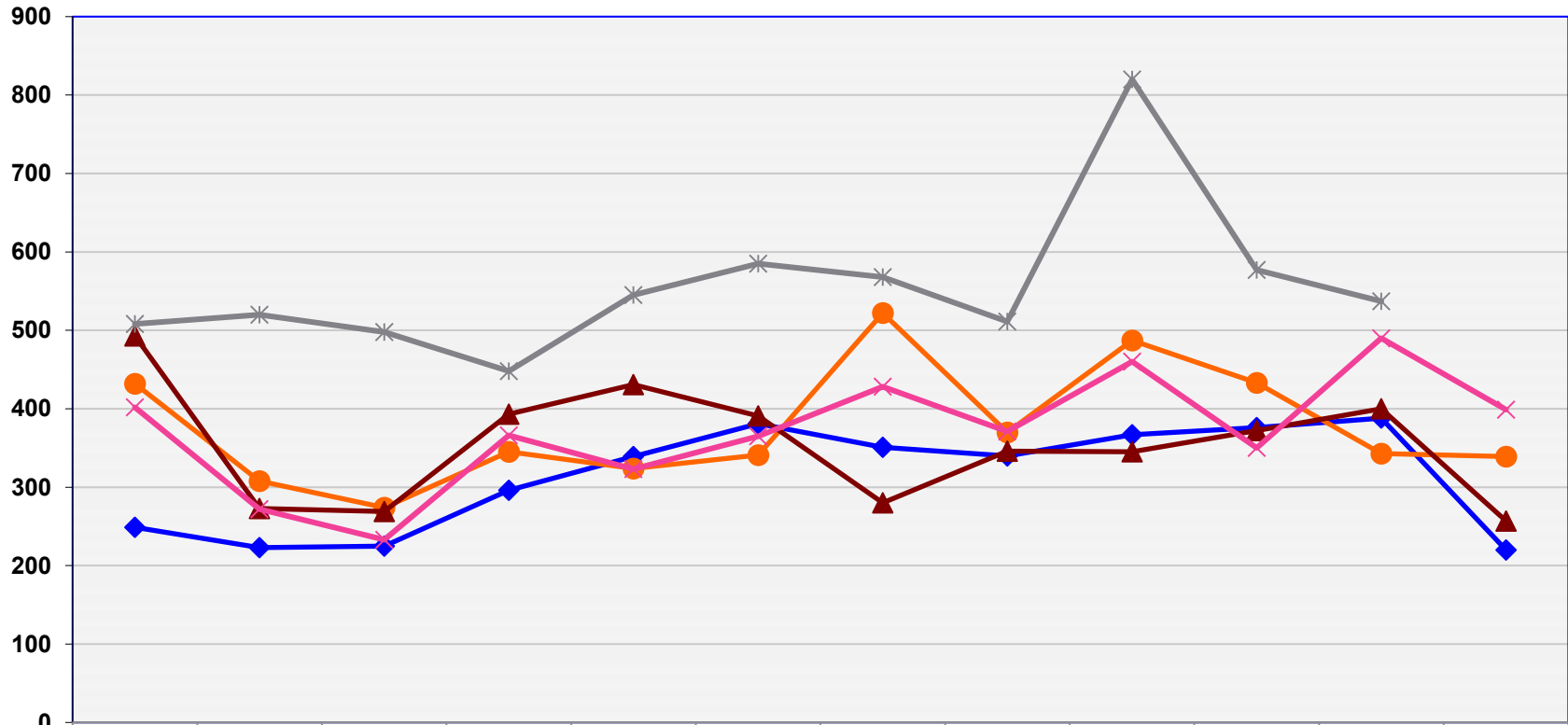
TO: Brad Bradley, Assitant County Administrator
 FROM: HT White, CBO, Building Department Director
 DATE: SEPTEMBER 8, 2021
 SUBJECT: AUGUST MONTHLY RECAP REPORT

	MONTHLY COMPARISON		FY CUMULATIVE	
	AUGUST 2021	AUGUST 2020	FY 21	FY 20
PLANS SUBMITTED				
All Plans Submitted	1615	1,429	16,862	15,111
Single Family Plans Submitted	458	490	6,023	4,045
Commercial Plans Submitted	93	89	953	1,034
Revisions & Resubmittals	525	243	3,653	2,767
Total Plans Reviewed	1,748	1,344	17,115	12,868
PERMITS ISSUED				
Building Permits Issued	1669	1,723	19,004	15,038
Single Family Permits Issued	537	490	5,998	4,061
Dwelling Units from Permits Issued	537	490	5,998	4,061
Commercial Permits Issued	114	96	1,122	1,012
Total Permits Issued (all types)	4,886	4,775	54,342	41,249
MARKET VALUATION				
Building Market Valuation	\$255,291,356	\$ 176,158,000	959,700,032	\$ 1,521,777,264
Single Family Market Valuation	\$141,852,109	\$ 124,624,908	1,543,343,528	\$ 1,056,513,587
Total Commercial Market Valuation	\$17,842,887	\$ 23,214,841	416,174,736	\$ 242,421,837
INSPECTIONS				
Total Inspections	23130	18,157	227,262	184,691
CERTIFICATE OF OCCUPANCY ISSUED				
Total Units	422	336	3,907	4,094

Note: "Valuation" is construction measured, excluding land, as claimed by permit applicants
 Maximum number of workdays in AUGUST | 22

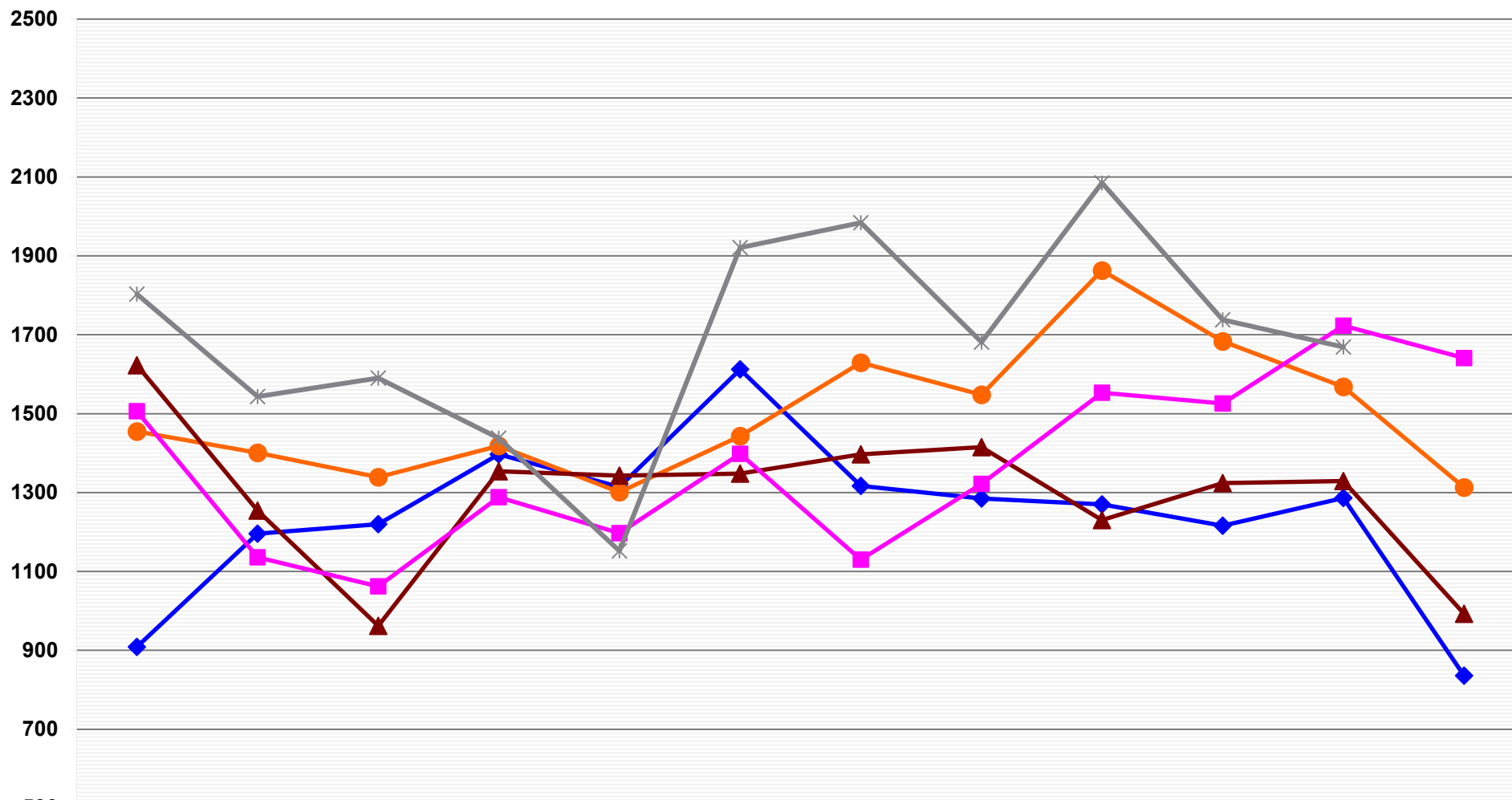
cc: Commissioner Christian Whitehurst, District 1
 Commissioner Jeb Smith, Chairman, District 2
 Commissioner Paul M. Waldron, District 3
 Commissioner Jeremiah Ray Blocker, Vice Chair, District 4
 Commissioner Henry Dean, District 5
 Jesse Dunn, Director of OMB

ST. JOHNS COUNTY BUILDING SERVICES DEPARTMENT
 FISCAL YEARS 2017, 2018, 2019, 2020 & 2021
 SINGLE FAMILY - DETACHED AND ATTACHED PERMITS



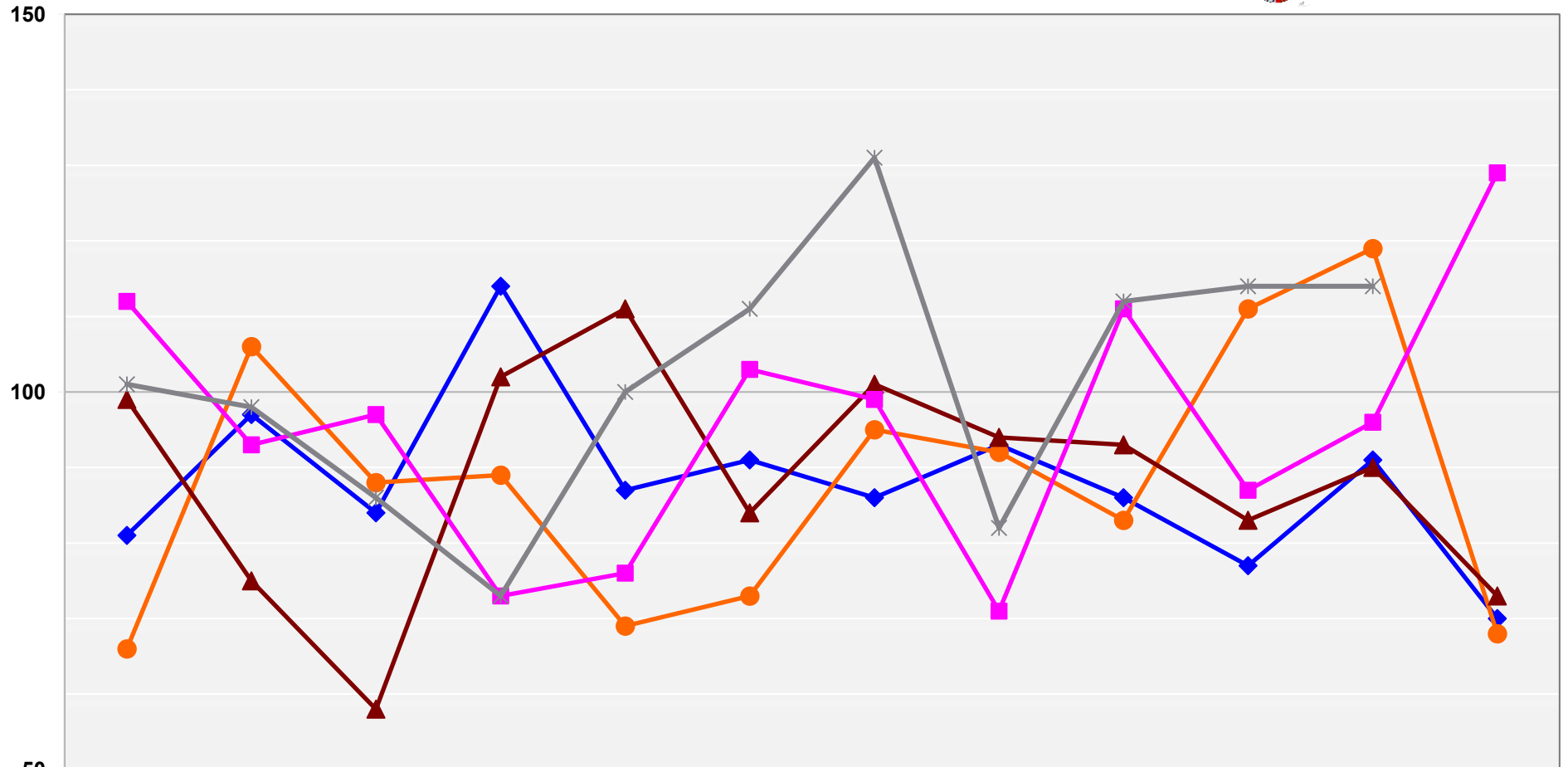
	OCT	NOV	DEC	JAN	FEB	MARCH	APRIL	MAY	JUNE	JULY	AUG	SEPT
◆ FY 2017	249	223	225	296	339	381	351	340	367	376	388	220
● FY 2018	432	308	274	345	324	341	522	370	487	433	343	339
▲ FY 2019	493	273	269	393	431	391	280	346	345	372	400	257
✕ FY 2020	402	272	233	366	323	365	428	371	460	350	490	399
✱ FY 2021	508	520	498	448	545	585	568	511	820	577	537	

ST. JOHNS COUNTY BUILDING SERVICES DIVISION
 FISCAL YEARS 2017, 2018, 2019, 2020 & 2021
 BUILDING PERMITS



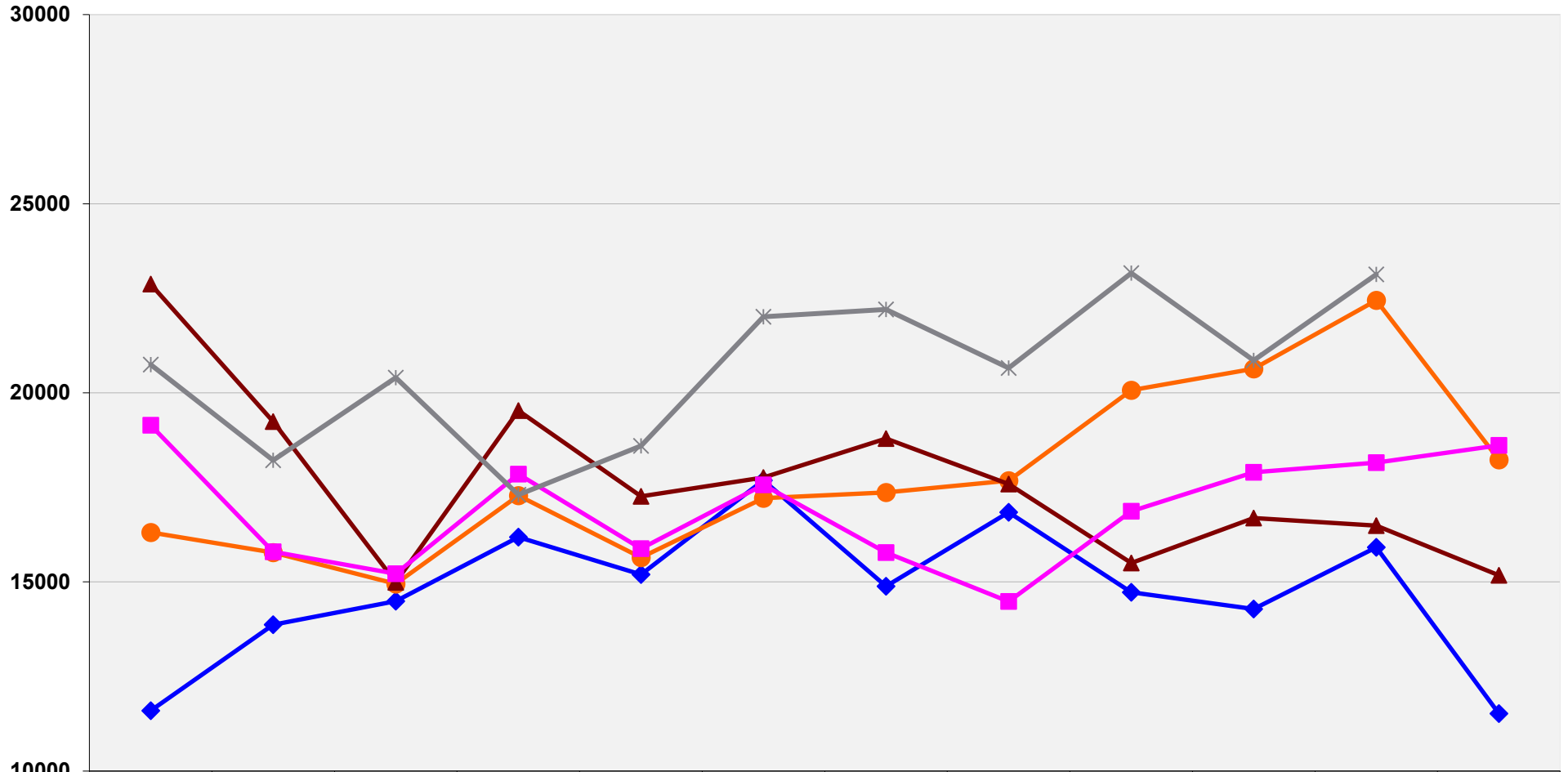
	OCT	NOV	DEC	JAN	FEB	MARCH	APRIL	MAY	JUNE	JULY	AUG	SEPT
◆ FY 2017	909	1196	1220	1397	1314	1612	1317	1285	1270	1216	1286	836
● FY 2018	1455	1401	1339	1418	1301	1443	1629	1548	1863	1683	1568	1313
▲ FY 2019	1623	1254	962	1354	1343	1348	1397	1415	1230	1324	1329	993
■ FY 2020	1506	1136	1062	1288	1197	1398	1130	1322	1553	1526	1723	1641
* FY 2021	1803	1543	1590	1438	1152	1921	1984	1681	2085	1738	1669	

ST. JOHNS COUNTY BUILDING DEPARTMENT
 FISCAL YEARS 2017, 2018, 2019, 2020 & 2021
 COMMERCIAL PERMITS



	OCT	NOV	DEC	JAN	FEB	MARCH	APRIL	MAY	JUNE	JULY	AUG	SEPT
FY 2017	81	97	84	114	87	91	86	93	86	77	91	70
FY 2018	66	106	88	89	69	73	95	92	83	111	119	68
FY 2019	99	75	58	102	111	84	101	94	93	83	90	73
FY 2020	112	93	97	73	76	103	99	71	111	87	96	129
FY 2021	101	98	86	73	100	111	131	82	112	114	114	

ST. JOHNS COUNTY BUILDING DEPARTMENT
 FISCAL YEARS 2017, 2018, 2019, 2020 & 2021
 COMMERCIAL PERMITS



	OCT	NOV	DEC	JAN	FEB	MARCH	APRIL	MAY	JUNE	JULY	AUG	SEPT
◆ FY 2017	11595	13869	14491	16186	15198	17686	14885	16840	14729	14284	15916	11521
● FY 2018	16306	15776	14951	17284	15646	17212	17367	17677	20069	20638	22445	18231
▲ FY 2019	22873	19241	14992	19533	17263	17758	18794	17585	15498	16691	16492	15176
■ FY 2020	19145	15795	15219	17854	15882	17566	15779	14482	16871	17897	18156	18614
* FY 2021	20748	18219	20399	17303	18600	22009	22206	20654	23165	20859	23130	