



**ST JOHNS COUNTY BUILDING DEPARTMENT
MONTHLY RECAP REPORT**

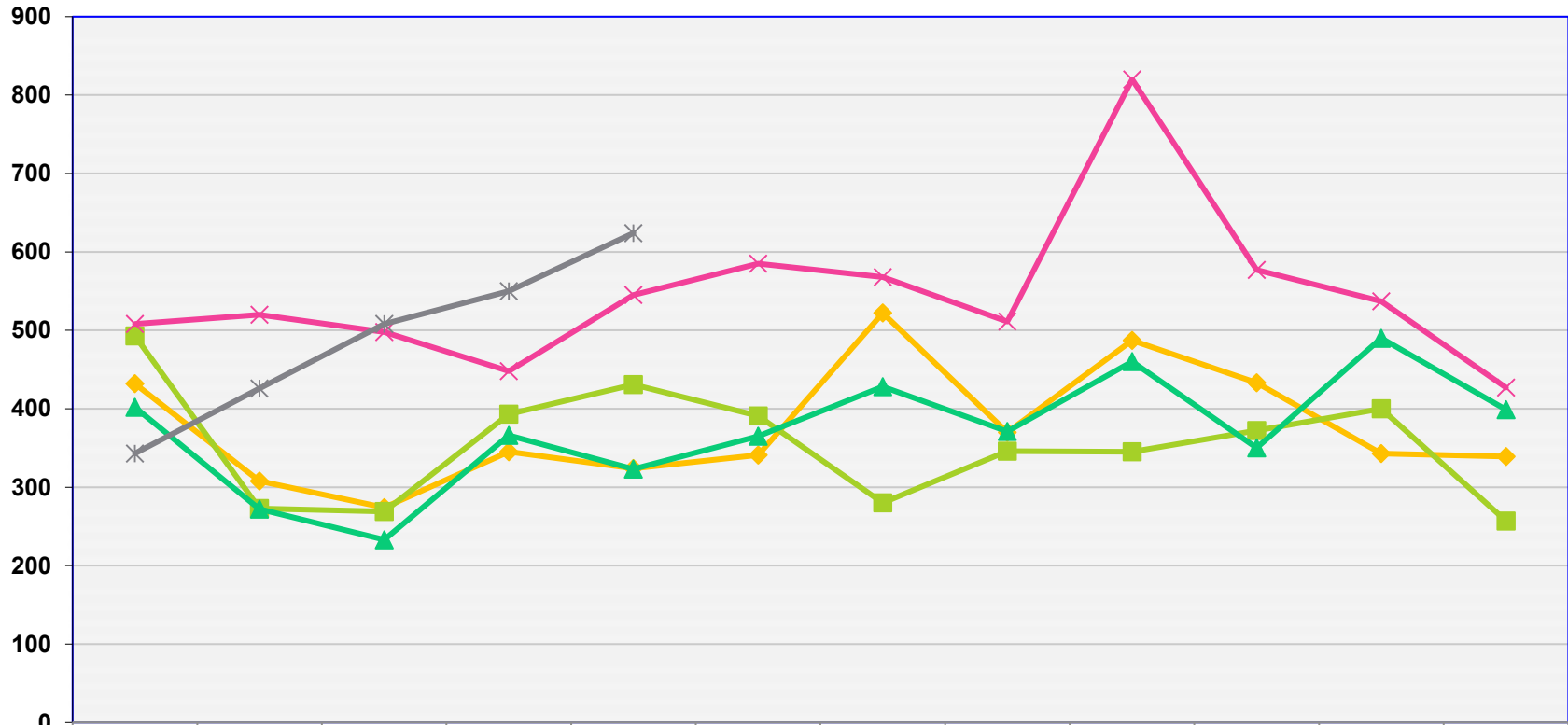
TO: Brad Bradley, Assitant County Administrator
 FROM: HT White, CBO, Building Department Director
 DATE: MARCH 2, 2022
 SUBJECT: FEBRUARY MONTHLY RECAP REPORT

	MONTHLY COMPARISON		FY CUMULATIVE	
	FEB FY 22	FEB FY 21	FY 22	FY 21
PLANS SUBMITTED				
All Plans Submitted	1,566	1,233	7,841	5,385
Single Family Plans Submitted	552	388	2,348	1,971
Commercial Plans Submitted	86	76	524	306
Revisions & Resubmittals	394	262	2,233	950
Total Plans Reviewed	1,617	1,285	7,907	5,384
PERMITS ISSUED				
Building Permits Issued	1,746	1,438	9,680	6,374
Single Family Permits Issued	624	335	2,451	1,861
Dwelling Units from Permits Issued	624	335	2,451	1,861
Commercial Permits Issued	112	73	660	358
Total Permits Issued (all types)	5028	3,308	24,508	16,829
MARKET VALUATION				
Building Market Valuation	\$266,775,780	\$152,717,711	1,053,691,304	681,865,519
Single Family Market Valuation	\$156,486,356	\$86,154,308	637,369,445	488,603,955
Total Commercial Market Valuation	35,122,414	\$7,687,068	151,440,887	55,128,737
INSPECTIONS				
Total Inspections	22,358	17,304	113,712	76,632
CERTIFICATE OF OCCUPANCY ISSUED				
Total Units	409	448	2,343	1,673

Note: "Valuation" is construction measured, excluding land, as claimed by permit applicants
 Maximum number of workdays in FEBRUARY| 19

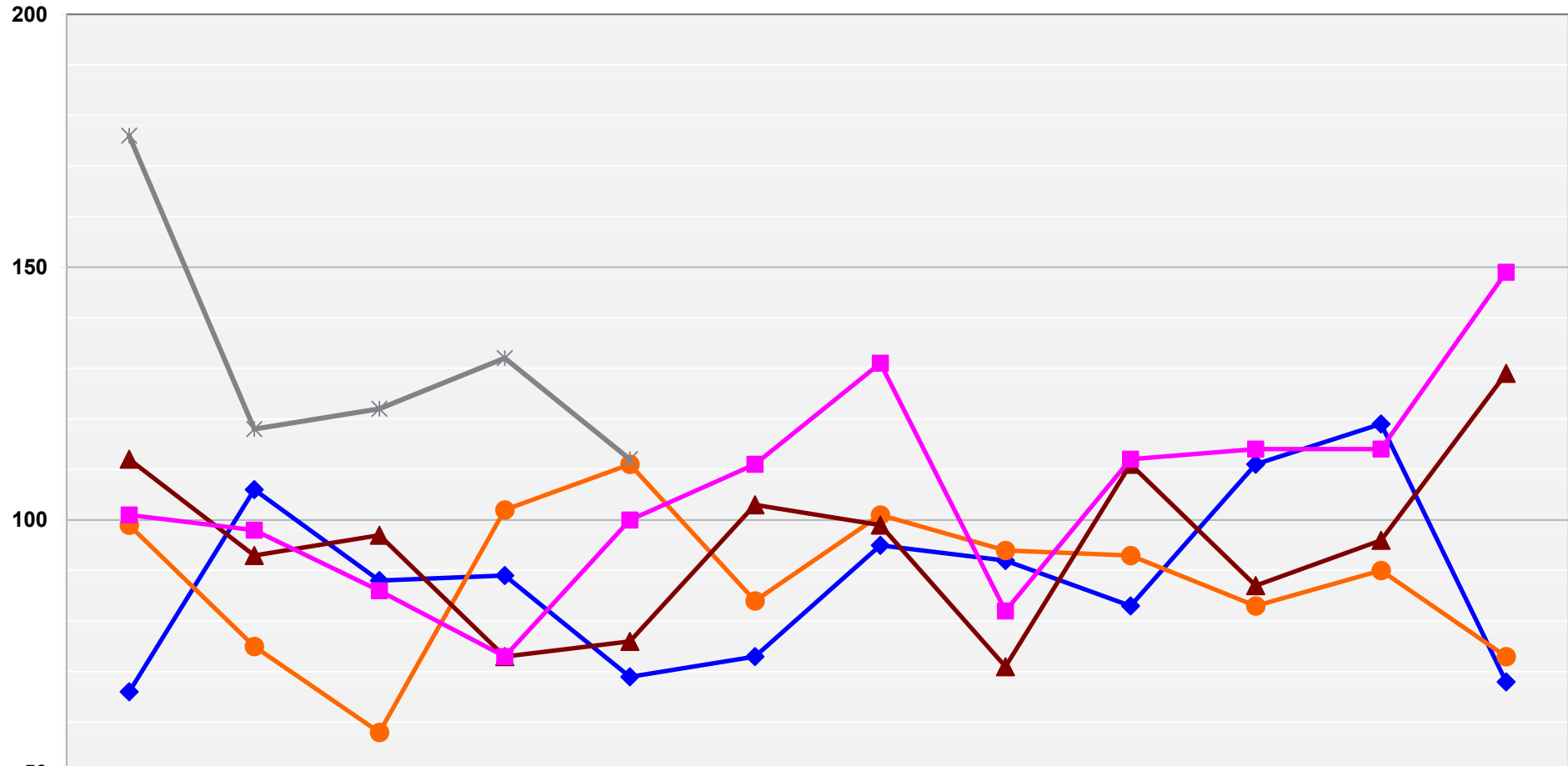
- cc: Commissioner Christian Whitehurst, Vice-Chair, District 1
 Commissioner Sarah S. Arnold, District 2
 Commissioner Paul M. Waldron, District 3
 Commissioner Jeremiah Ray Blocker, District 4
 Commissioner Henry Dean, Chairman, District 5
 Jesse Dunn, Director of OMB

ST. JOHNS COUNTY BUILDING SERVICES DEPARTMENT
 FISCAL YEARS 2018, 2019, 2020, 2021 & 2022
 SINGLE FAMILY - DETACHED AND ATTACHED PERMITS



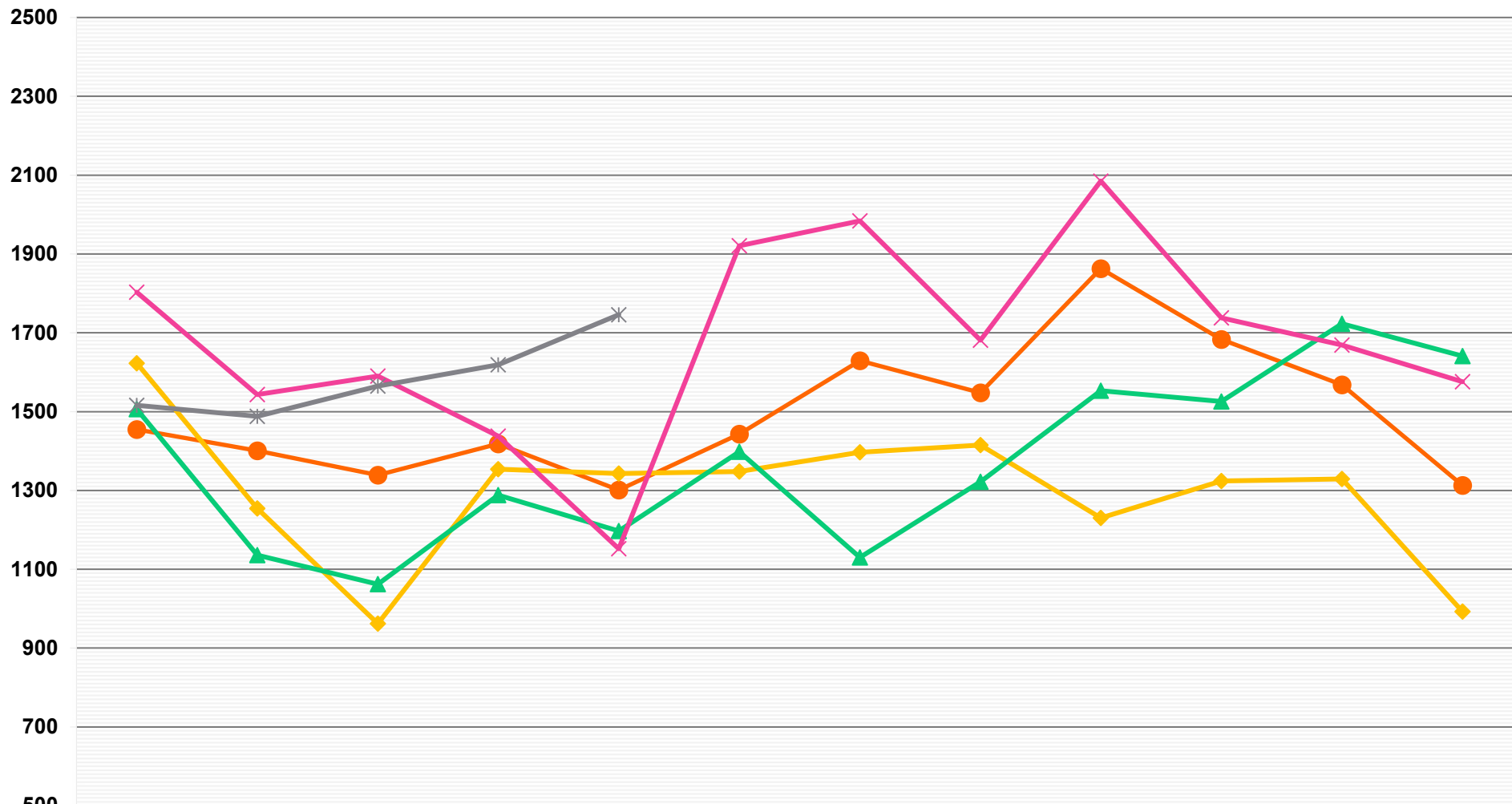
	OCT	NOV	DEC	JAN	FEB	MARCH	APRIL	MAY	JUNE	JULY	AUG	SEPT
◆ FY 2018	432	308	274	345	324	341	522	370	487	433	343	339
■ FY 2019	493	273	269	393	431	391	280	346	345	372	400	257
▲ FY 2020	402	272	233	366	323	365	428	371	460	350	490	399
✕ FY 2021	508	520	498	448	545	585	568	511	820	577	537	427
✱ FY 2022	343	426	508	550	624							

ST. JOHNS COUNTY BUILDING DEPARTMENT
 FISCAL YEARS 2018, 2019, 2020, 2021 & 2022
 COMMERCIAL PERMITS



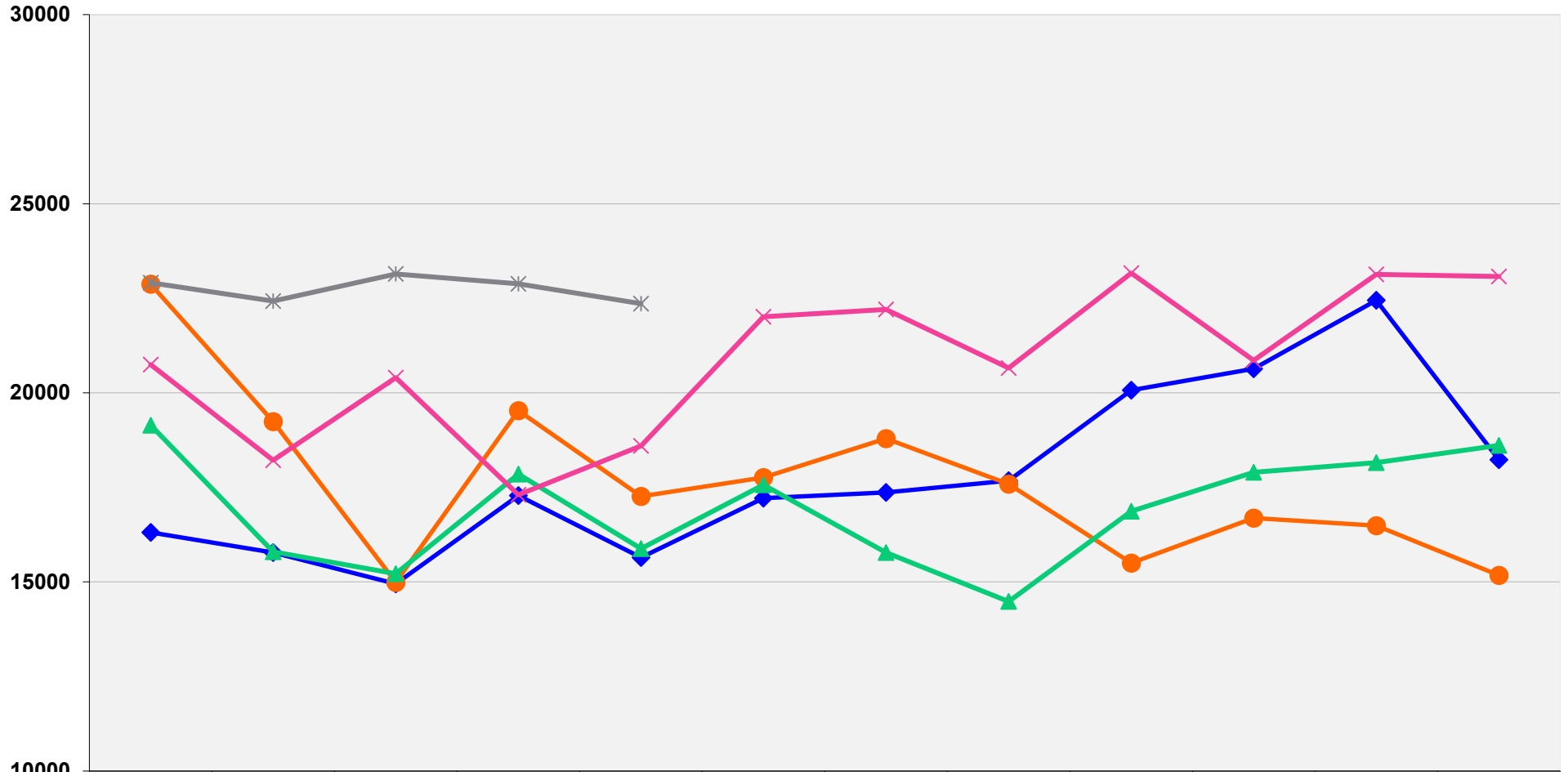
	OCT	NOV	DEC	JAN	FEB	MARCH	APRIL	MAY	JUNE	JULY	AUG	SEPT
◆ FY 2018	66	106	88	89	69	73	95	92	83	111	119	68
● FY 2019	99	75	58	102	111	84	101	94	93	83	90	73
▲ FY 2020	112	93	97	73	76	103	99	71	111	87	96	129
■ FY 2021	101	98	86	73	100	111	131	82	112	114	114	149
* FY 2022	176	118	122	132	112							

ST. JOHNS COUNTY BUILDING SERVICES DIVISION
 FISCAL YEARS 2018, 2019, 2020, 2021 & 2022
 BUILDING PERMITS



	OCT	NOV	DEC	JAN	FEB	MARCH	APRIL	MAY	JUNE	JULY	AUG	SEPT
FY 2018	1455	1401	1339	1418	1301	1443	1629	1548	1863	1683	1568	1313
FY 2019	1623	1254	962	1354	1343	1348	1397	1415	1230	1324	1329	993
FY 2020	1506	1136	1062	1288	1197	1398	1130	1322	1553	1526	1723	1641
FY 2021	1803	1543	1590	1438	1152	1921	1984	1681	2085	1738	1669	1576
FY 2022	1516	1488	1565	1619	1746							

ST. JOHNS COUNTY BUILDING DEPARTMENT
 FISCAL YEARS 2018, 2019, 2020, 2021 & 2022
 COMMERCIAL PERMITS



	OCT	NOV	DEC	JAN	FEB	MARCH	APRIL	MAY	JUNE	JULY	AUG	SEPT
FY 2018	16306	15776	14951	17284	15646	17212	17367	17677	20069	20638	22445	18231
FY 2019	22873	19241	14992	19533	17263	17758	18794	17585	15498	16691	16492	15176
FY 2020	19145	15795	15219	17854	15882	17566	15779	14482	16871	17897	18156	18614
FY 2021	20748	18219	20399	17303	18600	22009	22206	20654	23165	20859	23130	23077
FY 2022	22908	22424	23142	22880	22358							