



**ST JOHNS COUNTY BUILDING DEPARTMENT  
MONTHLY RECAP REPORT**

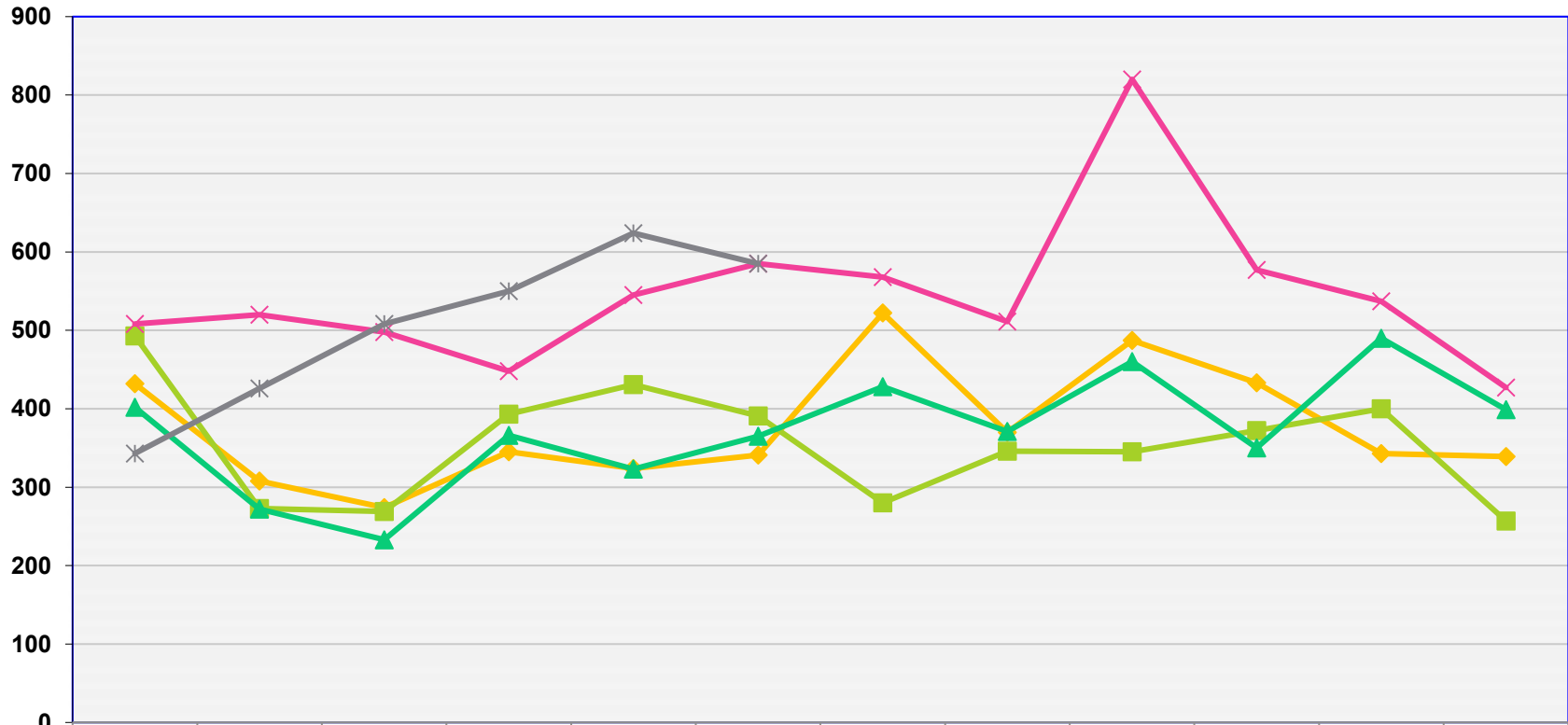
TO: Brad Bradley, Assitant County Administrator  
 FROM: HT White, CBO, Building Department Director  
 DATE: APRIL 4, 2022  
 SUBJECT: MARCH MONTHLY RECAP REPORT

	MONTHLY COMPARISON		FY CUMULATIVE	
	MARCH FY 22	MARCH FY 21	FY 22	FY 21
<b>PLANS SUBMITTED</b>				
All Plans Submitted	1,996	1,678	9,837	8,343
Single Family Plans Submitted	653	538	3,001	2,987
Commercial Plans Submitted	104	115	628	495
Revisions & Resubmittals	556	351	2,789	1,687
Total Plans Reviewed	1,991	1,678	9,898	8,554
<b>PERMITS ISSUED</b>				
Building Permits Issued	2,017	1,921	11,697	9,847
Single Family Permits Issued	585	585	3,036	2,991
Dwelling Units from Permits Issued	585	585	3,036	2,991
Commercial Permits Issued	132	111	792	569
Total Permits Issued (all types)	6339	5,585	30,847	26,903
<b>MARKET VALUATION</b>				
Building Market Valuation	251,530,196	211,326,063	1,305,221,500	1,202,921,288
Single Family Market Valuation	146,557,414	149,304,594	783,926,859	774,940,036
Total Commercial Market Valuation	27,614,618	\$28,873,086	179,055,505	195,466,918
<b>INSPECTIONS</b>				
Total Inspections	25,481	22,009	119,193	117,248
<b>CERTIFICATE OF OCCUPANCY ISSUED</b>				
Total Units	4510	409	6,853	2,452

Note: "Valuation" is construction measured, excluding land, as claimed by permit applicants  
 Maximum number of workdays in MARCH | 23

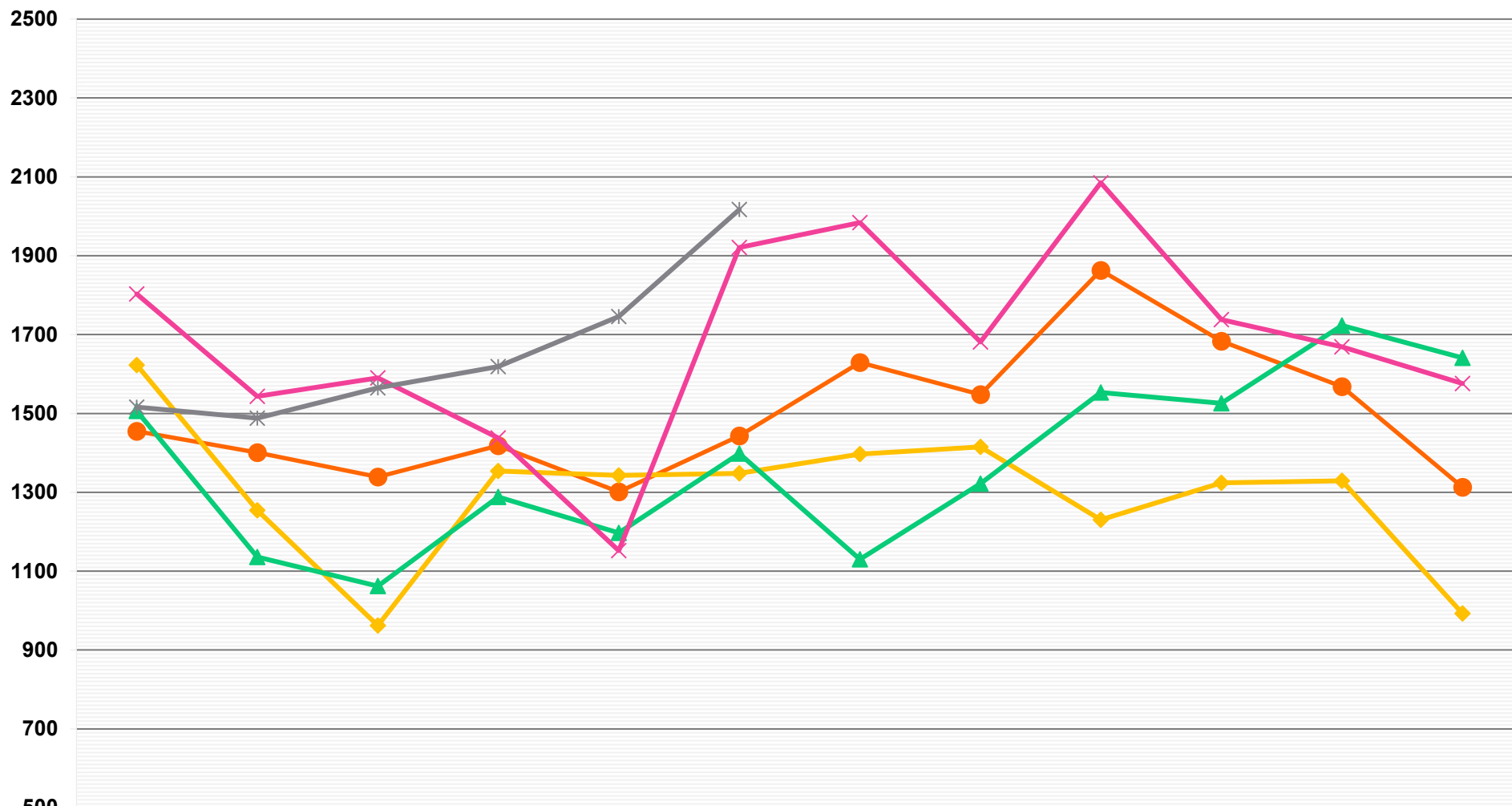
- cc: Commissioner Christian Whitehurst, Vice-Chair, District 1
- Commissioner Sarah S. Arnold, District 2
- Commissioner Paul M. Waldron, District 3
- Commissioner Jeremiah Ray Blocker, District 4
- Commissioner Henry Dean, Chairman, District 5
- Jesse Dunn, Director of OMB

ST. JOHNS COUNTY BUILDING SERVICES DEPARTMENT  
 FISCAL YEARS 2018, 2019, 2020, 2021 & 2022  
 SINGLE FAMILY - DETACHED AND ATTACHED PERMITS



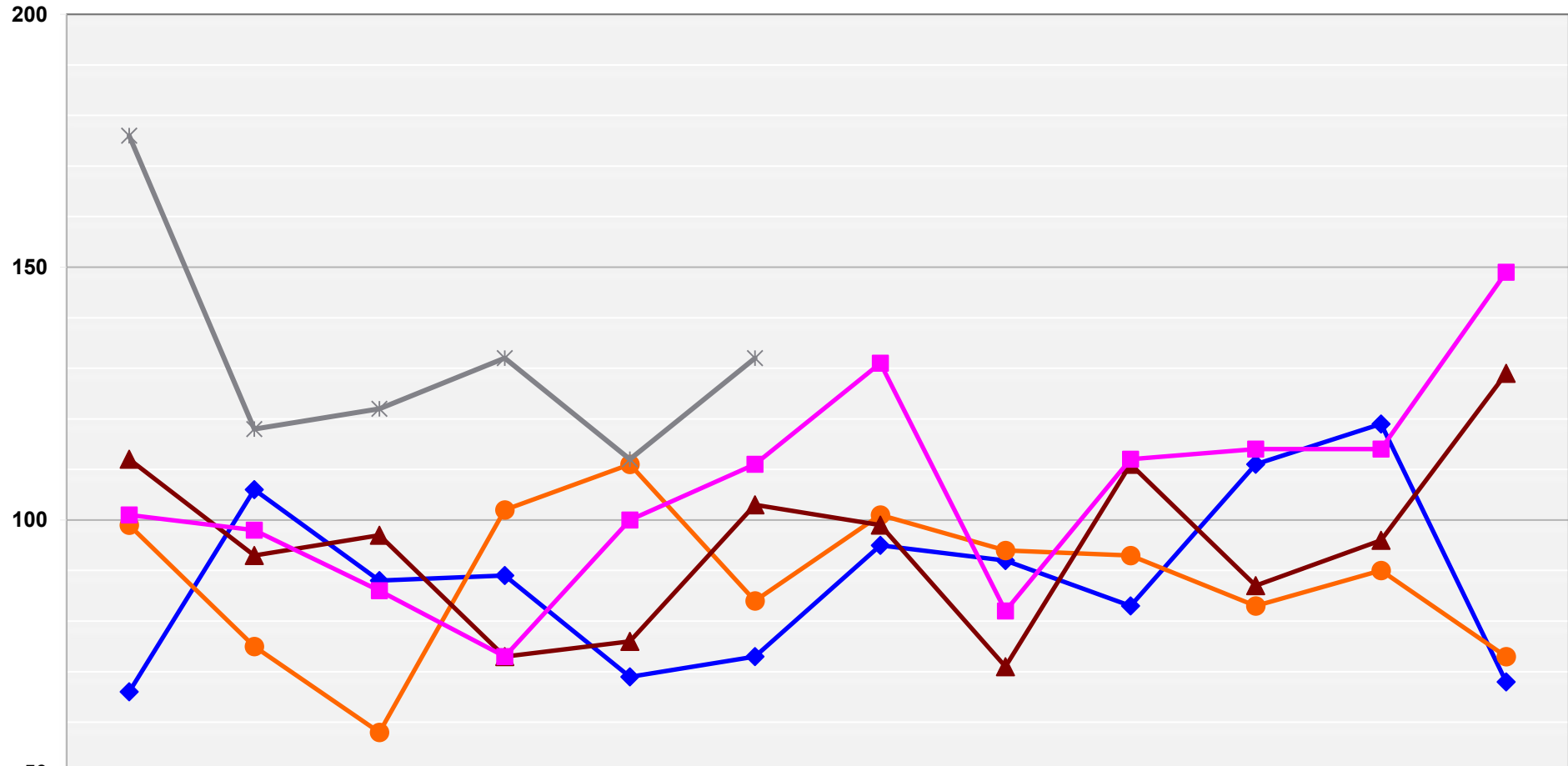
	OCT	NOV	DEC	JAN	FEB	MARCH	APRIL	MAY	JUNE	JULY	AUG	SEPT
◆ FY 2018	432	308	274	345	324	341	522	370	487	433	343	339
■ FY 2019	493	273	269	393	431	391	280	346	345	372	400	257
▲ FY 2020	402	272	233	366	323	365	428	371	460	350	490	399
✕ FY 2021	508	520	498	448	545	585	568	511	820	577	537	427
✱ FY 2022	343	426	508	550	624	585						

ST. JOHNS COUNTY BUILDING SERVICES DIVISION  
 FISCAL YEARS 2018, 2019, 2020, 2021 & 2022  
 BUILDING PERMITS



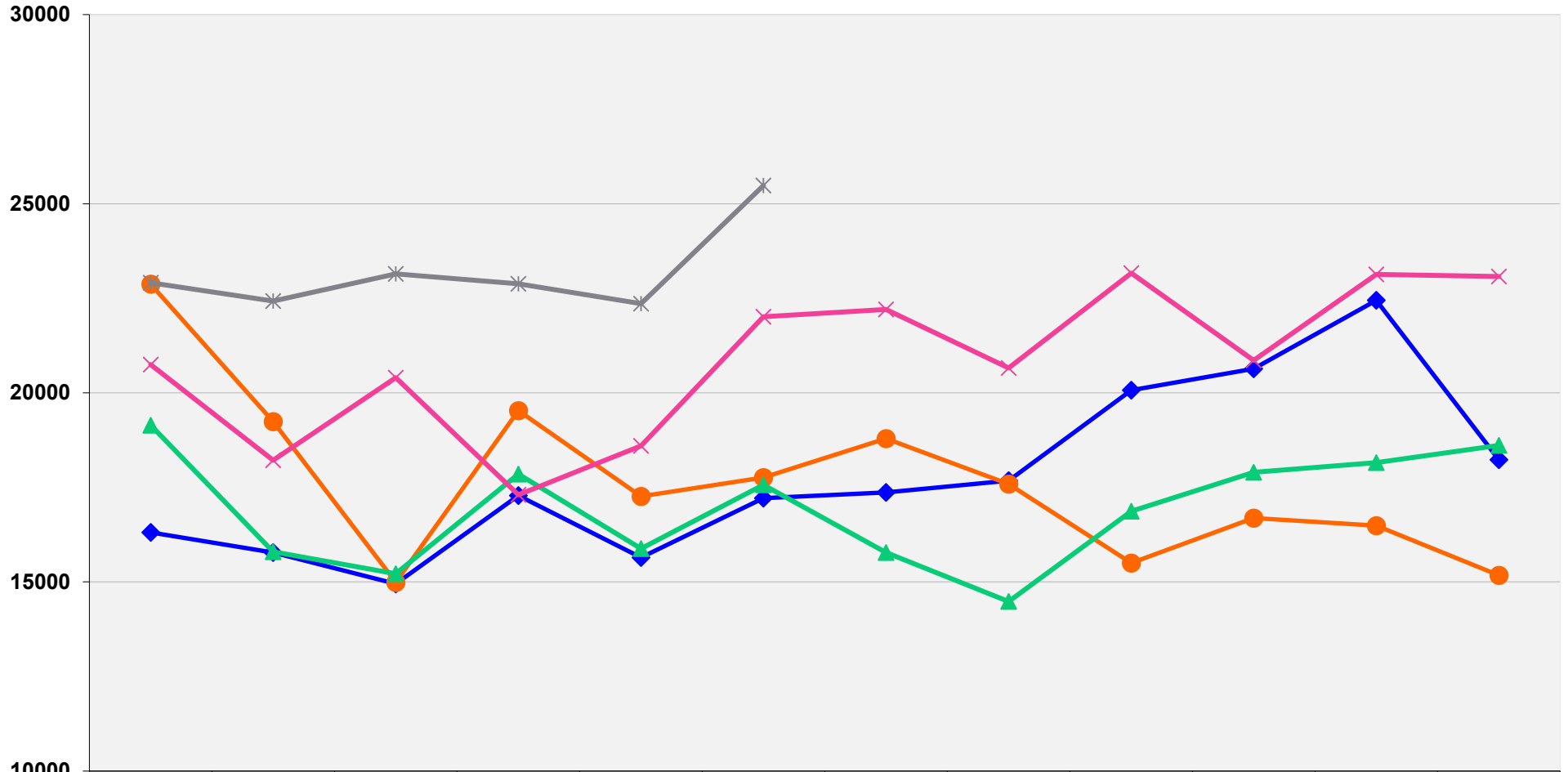
	OCT	NOV	DEC	JAN	FEB	MARCH	APRIL	MAY	JUNE	JULY	AUG	SEPT
FY 2018	1455	1401	1339	1418	1301	1443	1629	1548	1863	1683	1568	1313
FY 2019	1623	1254	962	1354	1343	1348	1397	1415	1230	1324	1329	993
FY 2020	1506	1136	1062	1288	1197	1398	1130	1322	1553	1526	1723	1641
FY 2021	1803	1543	1590	1438	1152	1921	1984	1681	2085	1738	1669	1576
FY 2022	1516	1488	1565	1619	1746	2017						

ST. JOHNS COUNTY BUILDING DEPARTMENT  
 FISCAL YEARS 2018, 2019, 2020, 2021 & 2022  
 COMMERCIAL PERMITS



	OCT	NOV	DEC	JAN	FEB	MARCH	APRIL	MAY	JUNE	JULY	AUG	SEPT
◆ FY 2018	66	106	88	89	69	73	95	92	83	111	119	68
● FY 2019	99	75	58	102	111	84	101	94	93	83	90	73
▲ FY 2020	112	93	97	73	76	103	99	71	111	87	96	129
■ FY 2021	101	98	86	73	100	111	131	82	112	114	114	149
* FY 2022	176	118	122	132	112	132						

ST. JOHNS COUNTY BUILDING DEPARTMENT  
 FISCAL YEARS 2018, 2019, 2020, 2021 & 2022  
 COMMERCIAL PERMITS



	OCT	NOV	DEC	JAN	FEB	MARCH	APRIL	MAY	JUNE	JULY	AUG	SEPT
<b>FY 2018</b>	16306	15776	14951	17284	15646	17212	17367	17677	20069	20638	22445	18231
<b>FY 2019</b>	22873	19241	14992	19533	17263	17758	18794	17585	15498	16691	16492	15176
<b>FY 2020</b>	19145	15795	15219	17854	15882	17566	15779	14482	16871	17897	18156	18614
<b>FY 2021</b>	20748	18219	20399	17303	18600	22009	22206	20654	23165	20859	23130	23077
<b>FY 2022</b>	22908	22424	23142	22880	22358	25481						