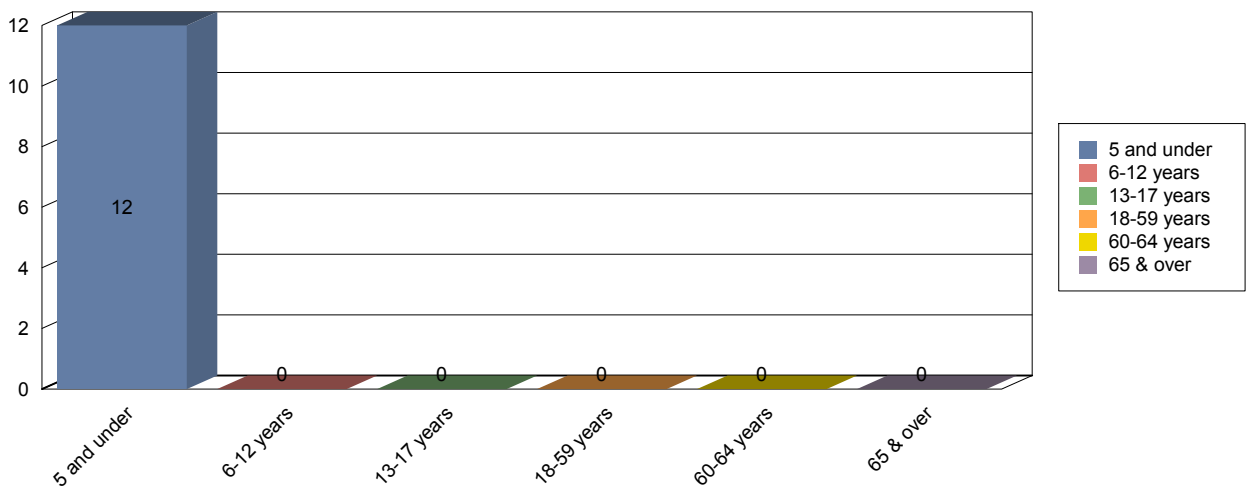


**DEMOGRAPHICS OF CLIENTS SERVED IN PROGRAM**

Agency: Alpha Omega Miracle Home  
 Program: Miracle Home  
 Program Activity Period: 10/01/2009 - 9/30/2010  
 Report Unit: clients served  
 Reporting Period: 10/01/2009 - 09/30/2010

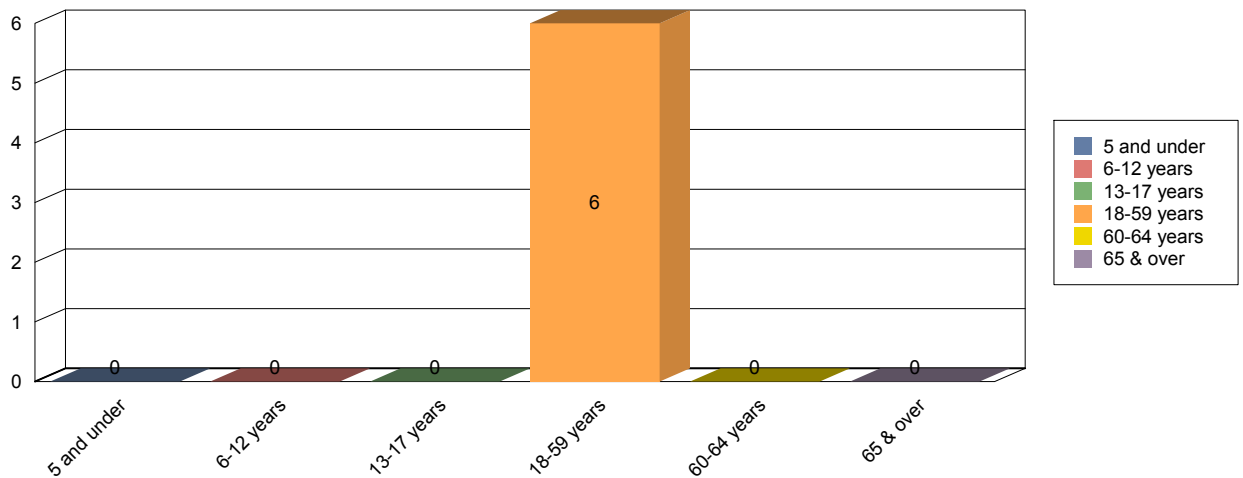
**Distribution of services by Age Group**

**Children (0-17 yrs old)**



**Adults (18 yrs and older)**

distribution of services

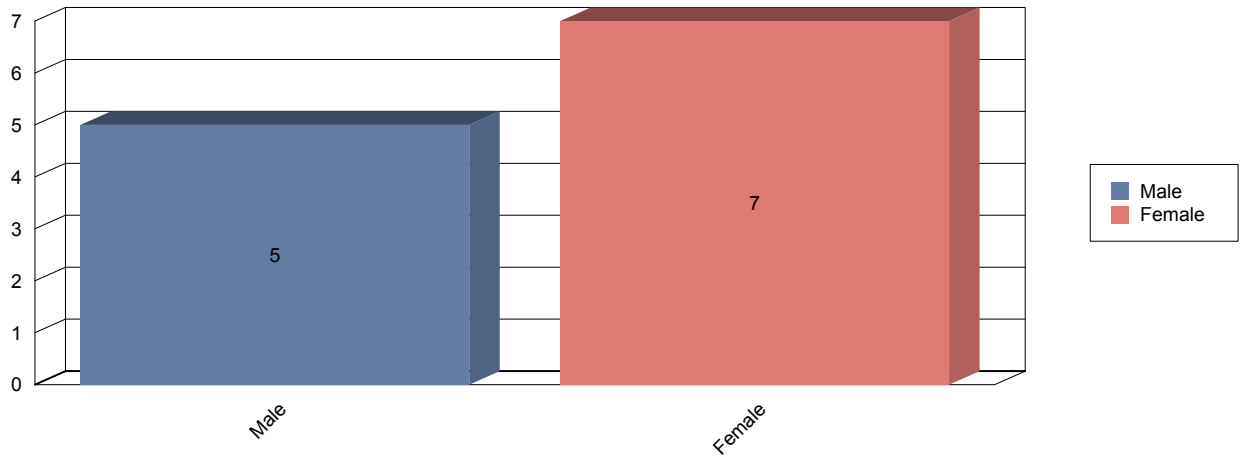


Age Group	Children (0-17)	Adults (18 & up)
5 and under	12	
6-12 years	0	

	13-17 years	0	
	18-59 years		6
	60-64 years		0
	65 & over		0
	<b>Total</b>	<b>12</b>	<b>6</b>

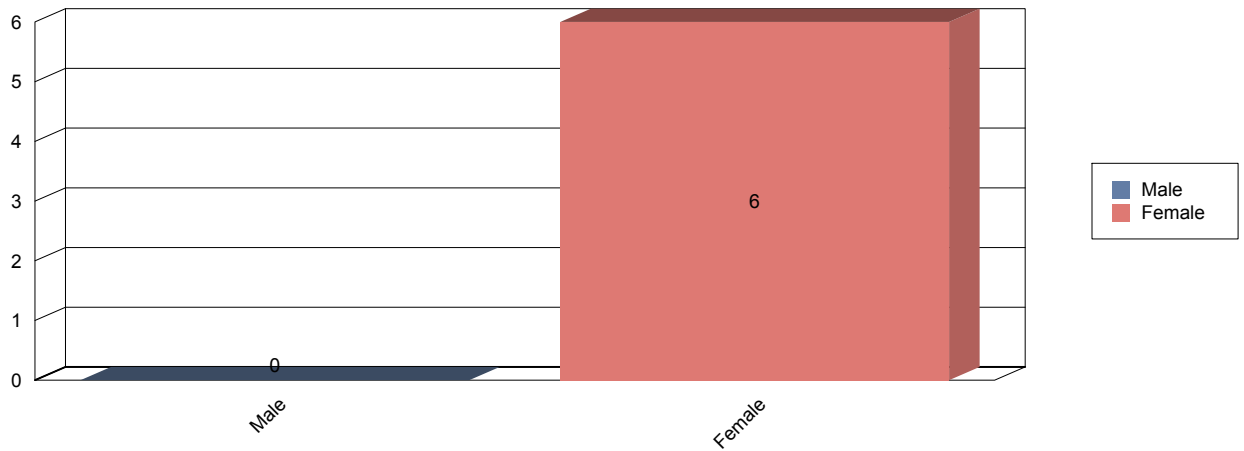
**Distribution of services by Gender**

**Children (0-17 yrs old)**



**Adults (18 yrs and older)**

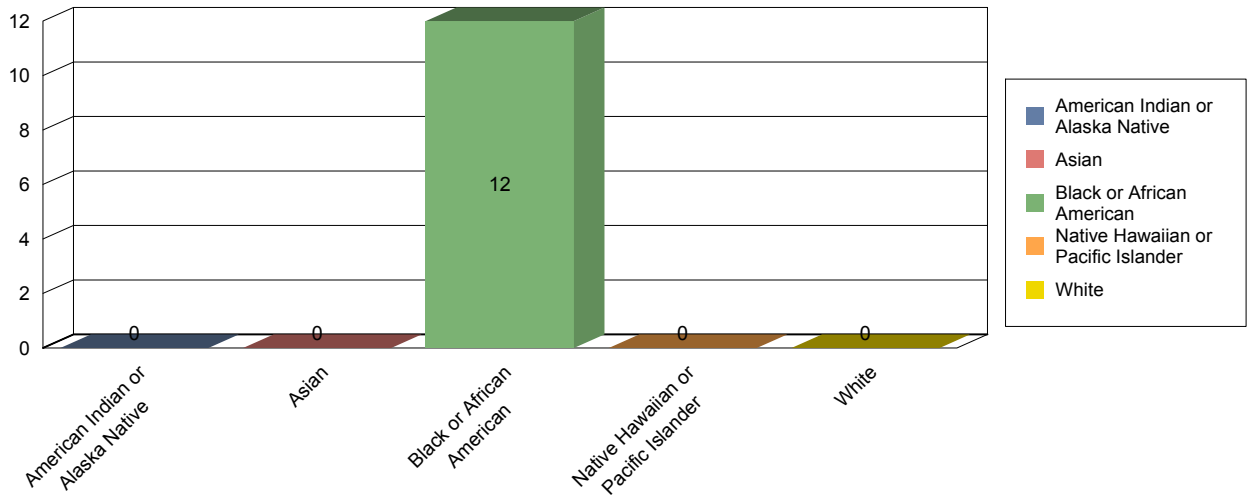
distribution of services



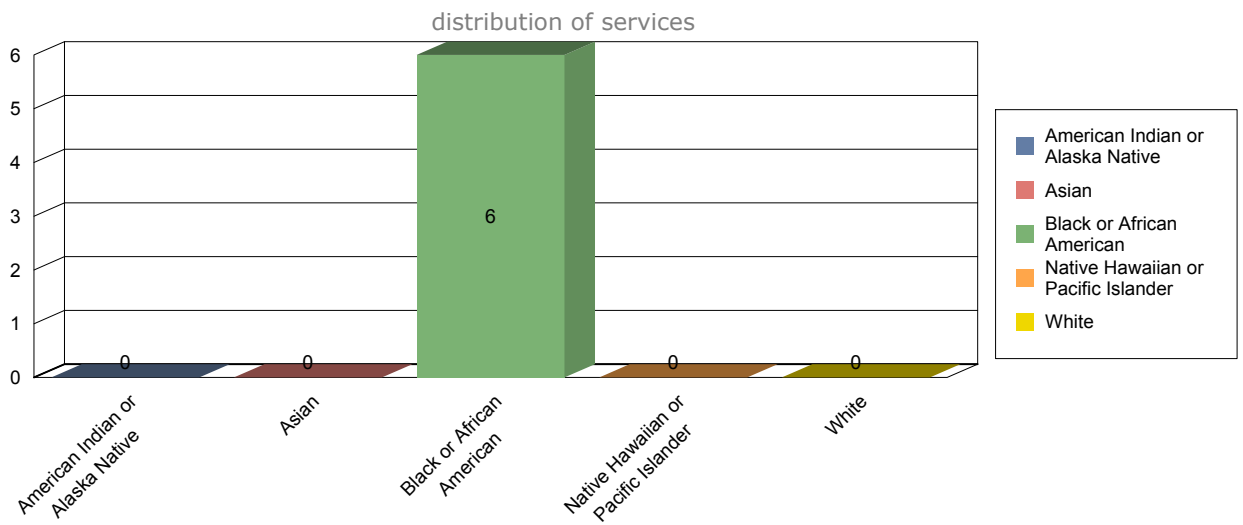
<b>Gender</b>	<b>Children (0-17)</b>	<b>Adults (18 &amp; up)</b>
Male	5	0
Female	7	6
<b>Total</b>	<b>12</b>	<b>6</b>

Distribution of services by Race

Children (0-17 yrs old)



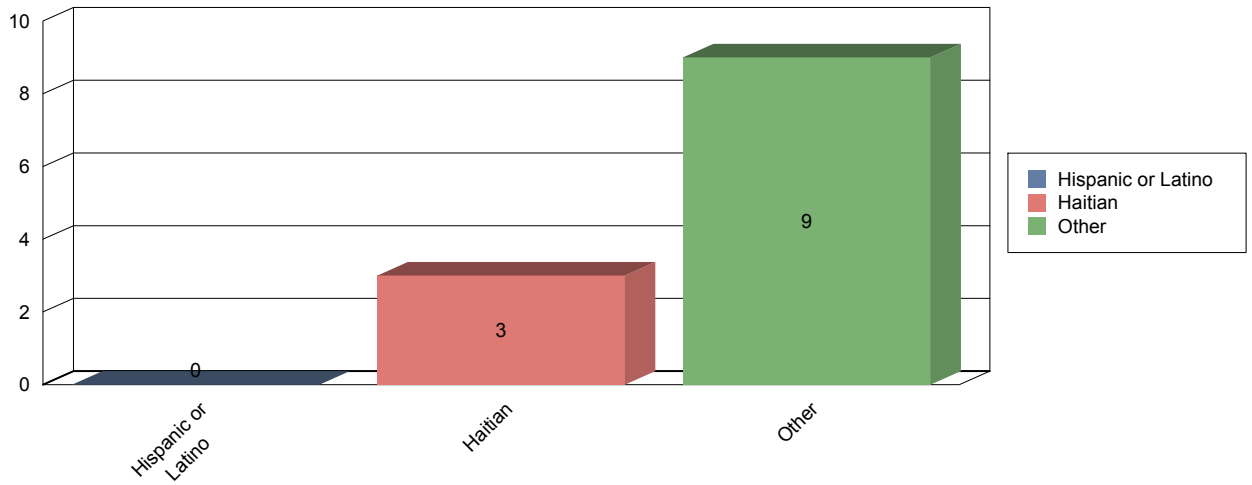
Adults (18 yrs and older)



Race	Children (0-17)	Adults (18 & up)
American Indian or Alaska Native	0	0
Asian	0	0
Black or African American	12	6
Native Hawaiian or Pacific Islander	0	0
White	0	0
<b>Total</b>	<b>12</b>	<b>6</b>

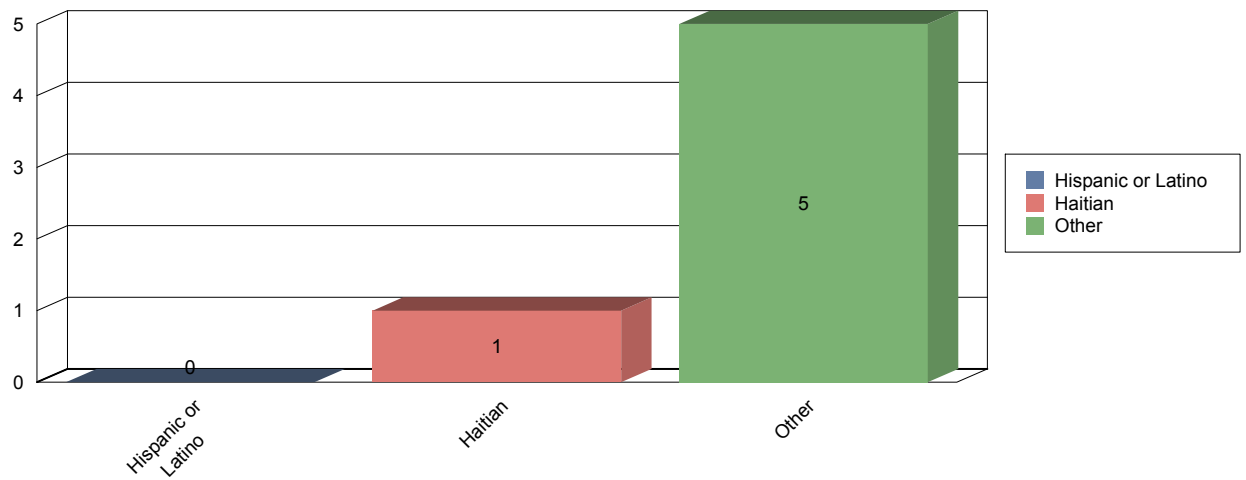
**Distribution of services by Ethnicity**

**Children (0-17 yrs old)**



**Adults (18 yrs and older)**

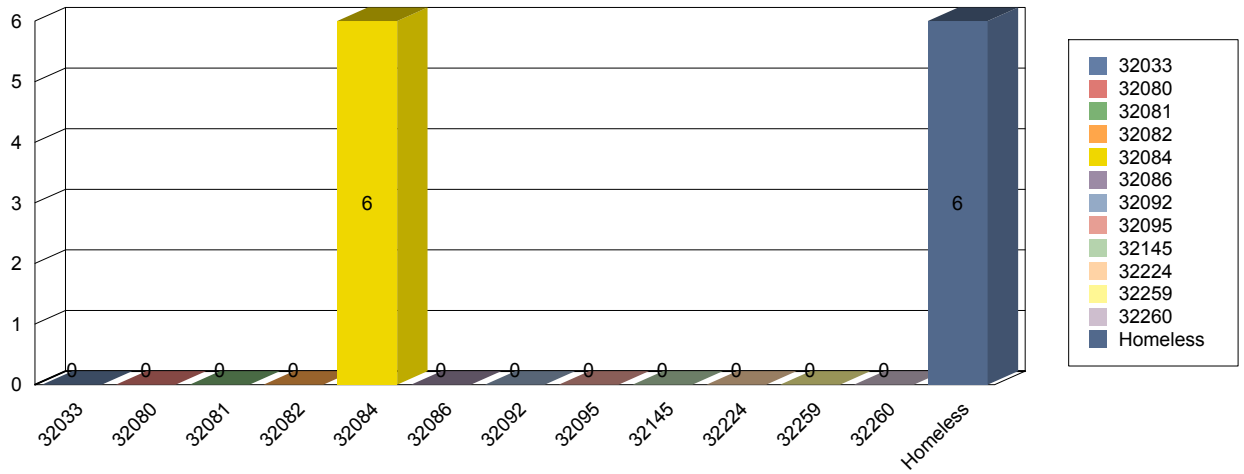
distribution of services



<b>Ethnicity</b>	<b>Children (0-17)</b>	<b>Adults (18 &amp; up)</b>
Hispanic or Latino	0	0
Haitian	3	1
Other	9	5
<b>Total</b>	<b>12</b>	<b>6</b>

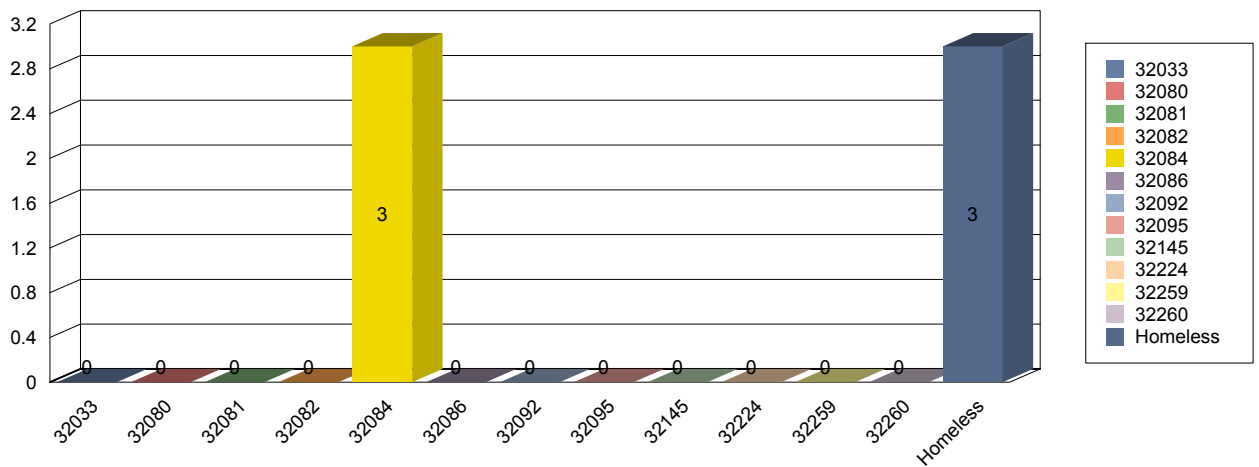
**Distribution of services by Legal Residence At Referral**

**Children (0-17 yrs old)**



**Adults (18 yrs and older)**

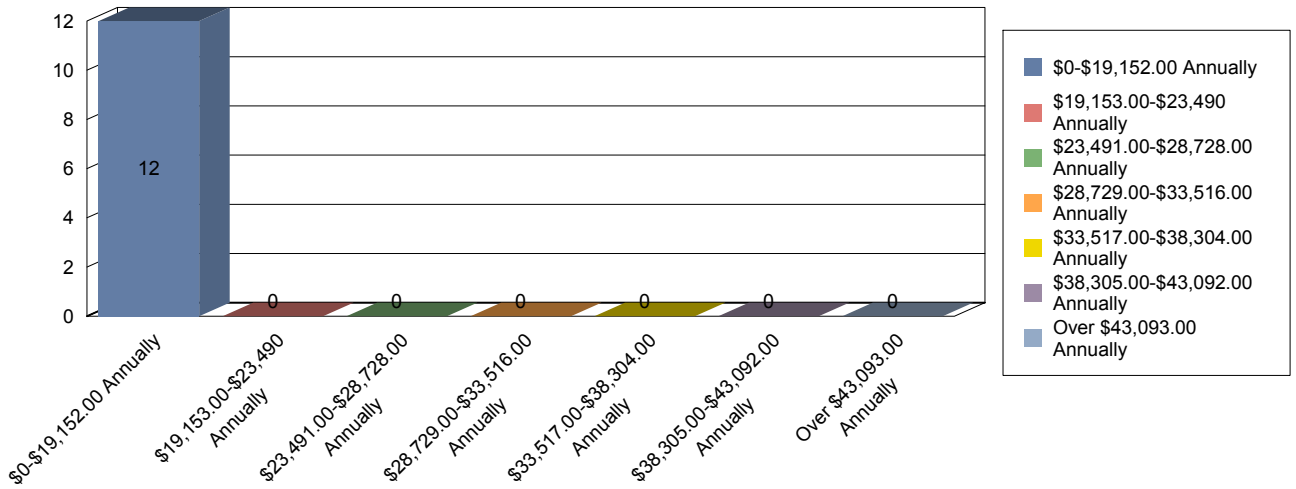
distribution of services



Legal Residence At Referral	Children (0-17)	Adults (18 & up)
32033	0	0
32080	0	0
32081	0	0
32082	0	0
32084	6	3
32086	0	0
32092	0	0
32095	0	0
32145	0	0
32224	0	0
32259	0	0
32260	0	0
Homeless	6	3
<b>Total</b>	<b>12</b>	<b>6</b>

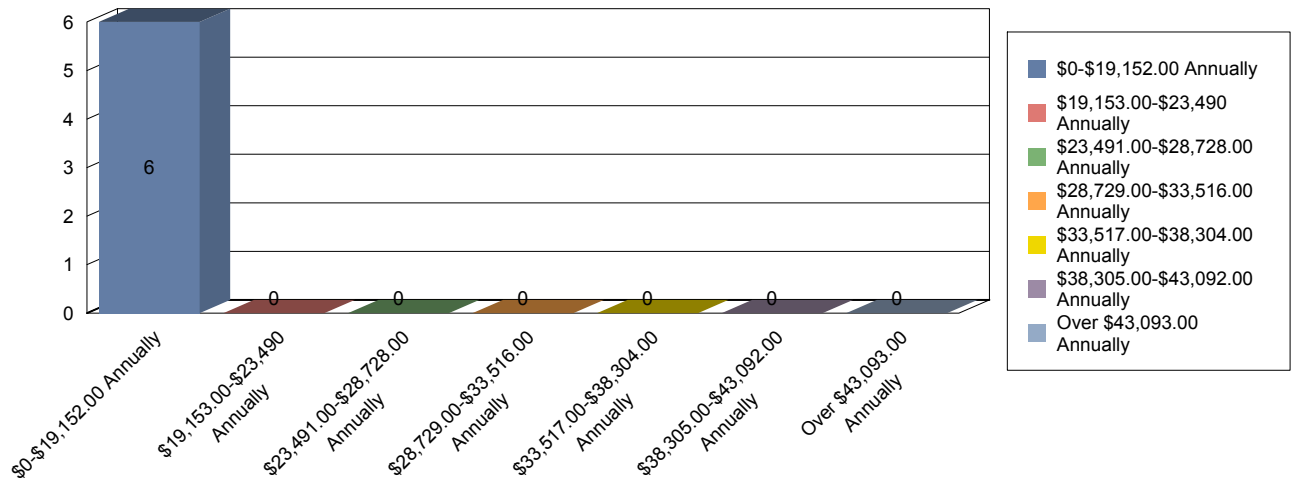
Distribution of services by Annual Income Level

Children (0-17 yrs old)



Adults (18 yrs and older)

distribution of services



Annual Income Level	Children (0-17)	Adults (18 & up)
\$0-\$19,152.00 Annualy	12	6
\$19,153.00-\$23,490 Annualy	0	0
\$23,491.00-\$28,728.00 Annualy	0	0
\$28,729.00-\$33,516.00 Annualy	0	0
\$33,517.00-\$38,304.00 Annualy	0	0
\$38,305.00-\$43,092.00 Annualy	0	0
Over \$43,093.00 Annualy	0	0
<b>Total</b>	<b>12</b>	<b>6</b>