

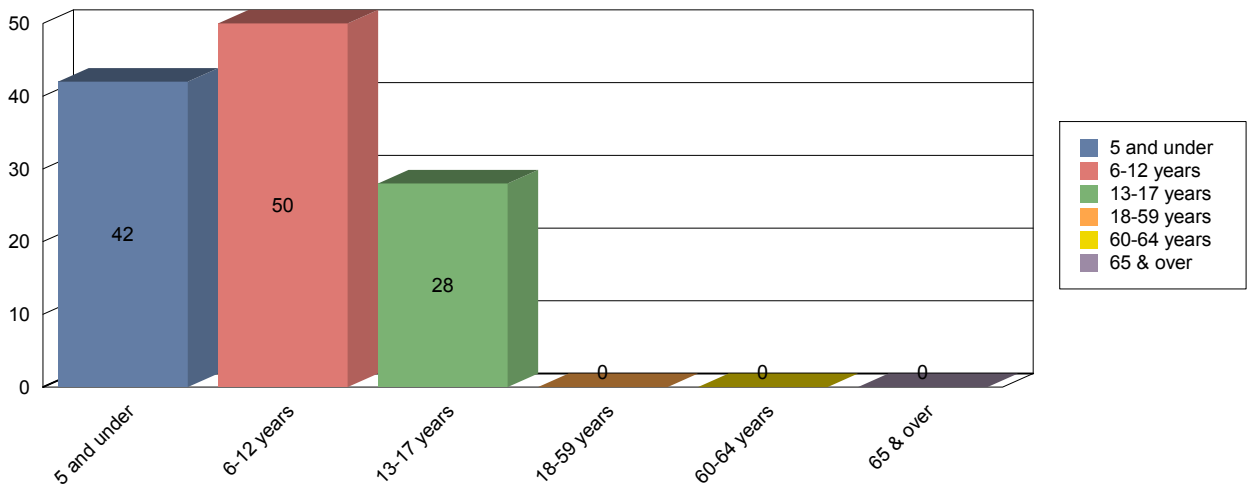
**DEMOGRAPHICS OF CLIENTS SERVED IN PROGRAM**

**Agency:** Betty Griffin House  
**Program:** Domestic Violence/Sexual Assault Services  
**Program Activity Period:** 10/01/2009 - 9/30/2010  
**Report Unit:** clients served  
**Reporting Period:** 10/01/2009 - 09/30/2010

WARNING: insufficient data for the Program reporting period !

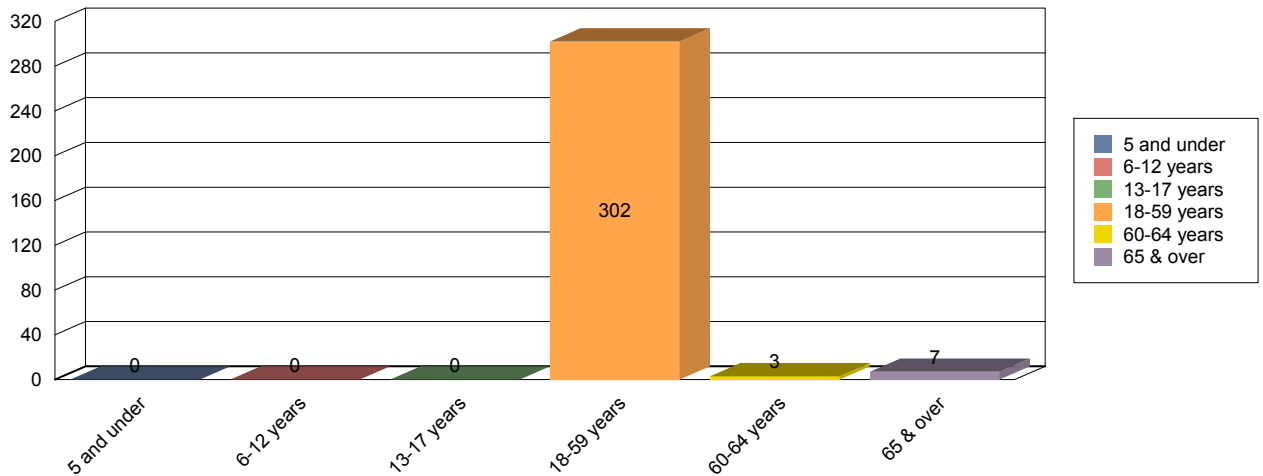
**Distribution of services by Age Group**

**Children (0-17 yrs old)**



**Adults (18 yrs and older)**

distribution of services

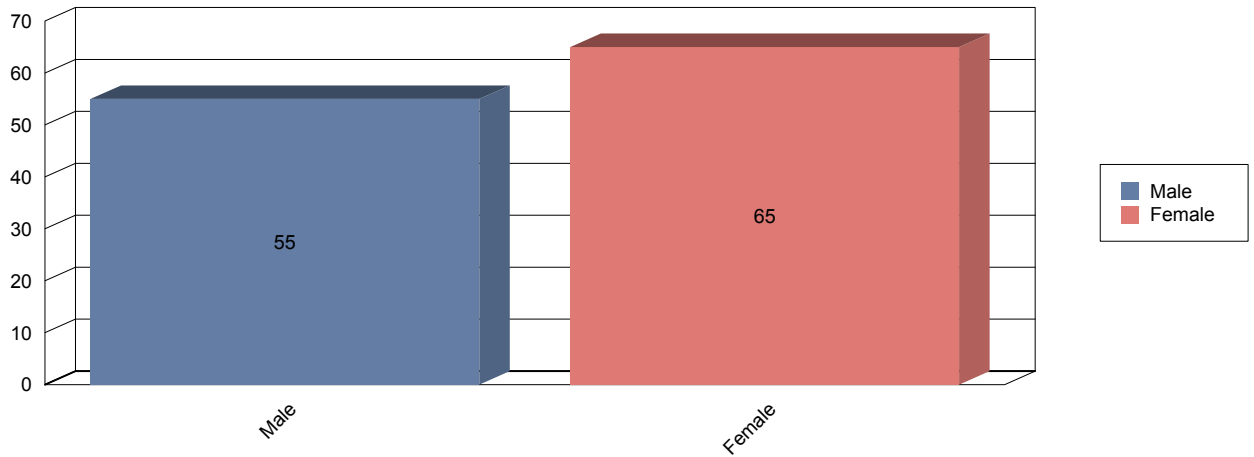


Age Group	Children (0-17)	Adults (18 & up)
5 and under	42	
6-12 years	50	

13-17 years	28	
18-59 years		302
60-64 years		3
65 & over		7
<b>Total</b>	<b>120</b>	<b>312</b>

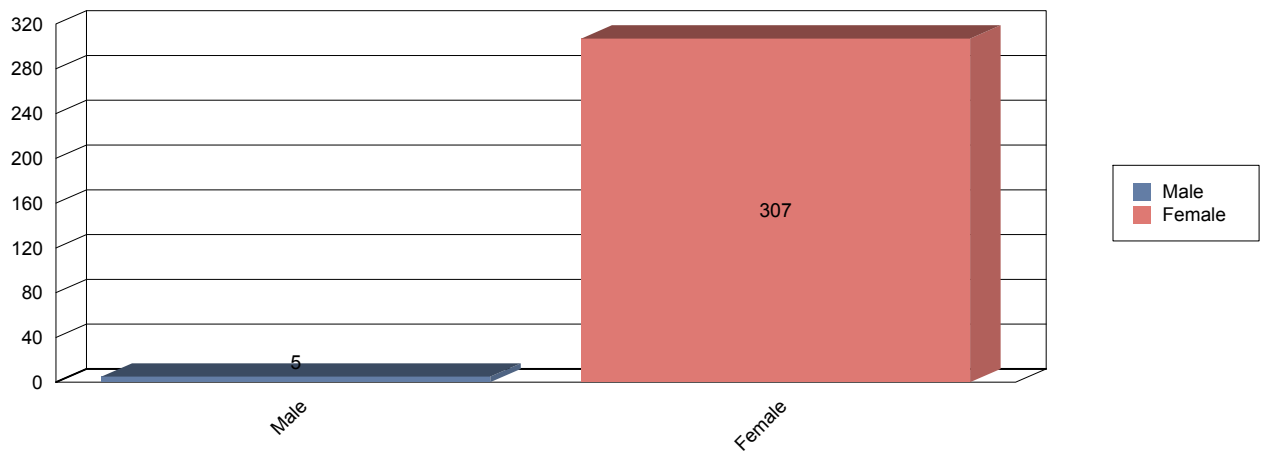
**Distribution of services by Gender**

**Children (0-17 yrs old)**



**Adults (18 yrs and older)**

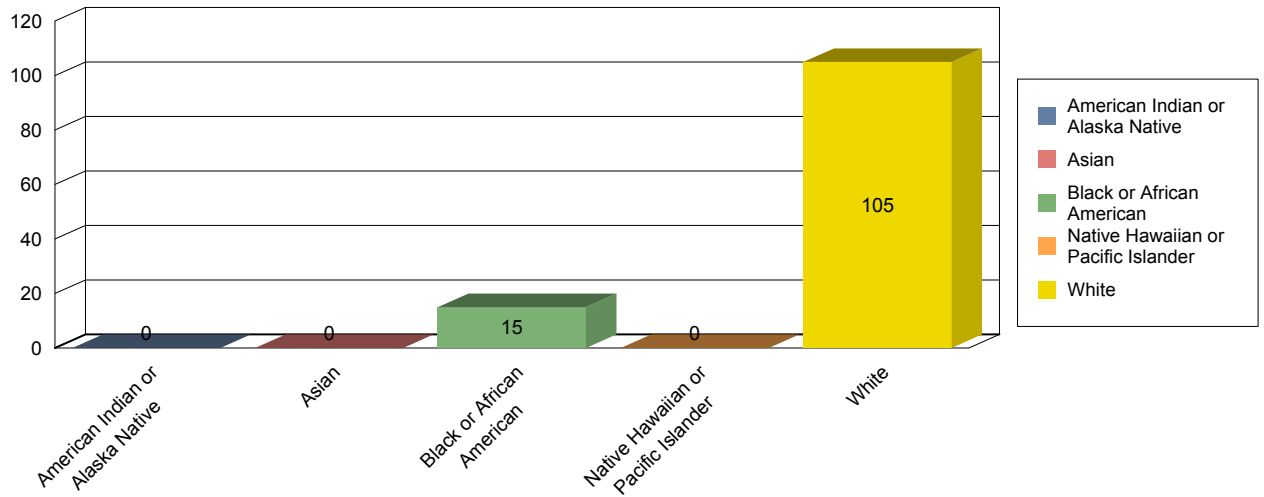
distribution of services



<b>Gender</b>	<b>Children (0-17)</b>	<b>Adults (18 &amp; up)</b>
Male	55	5
Female	65	307
<b>Total</b>	<b>120</b>	<b>312</b>

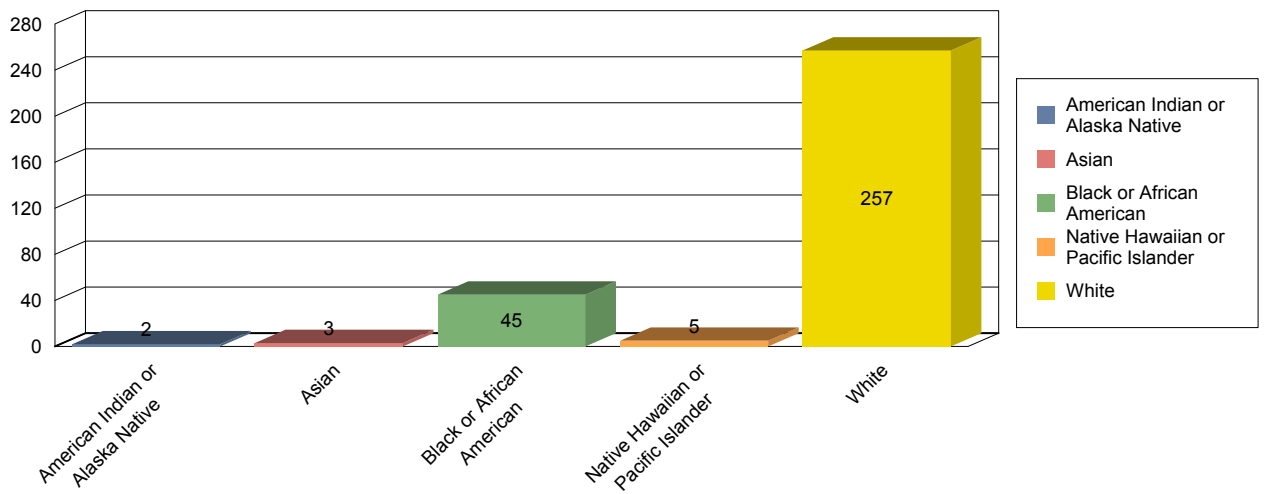
**Distribution of services by Race**

**Children (0-17 yrs old)**



**Adults (18 yrs and older)**

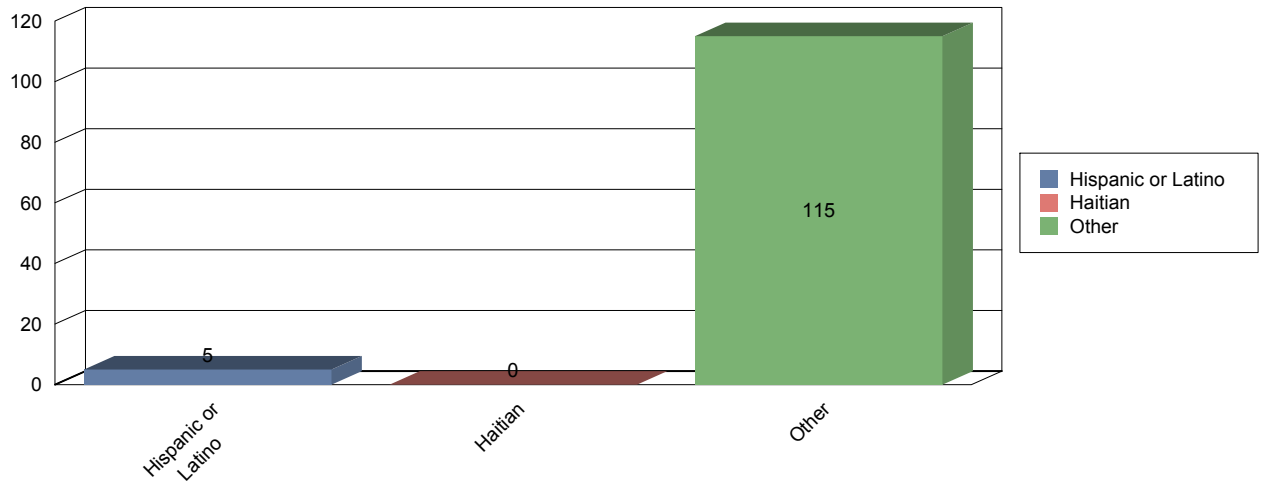
distribution of services



Race	Children (0-17)	Adults (18 & up)
American Indian or Alaska Native	0	2
Asian	0	3
Black or African American	15	45
Native Hawaiian or Pacific Islander	0	5
White	105	257
<b>Total</b>	<b>120</b>	<b>312</b>

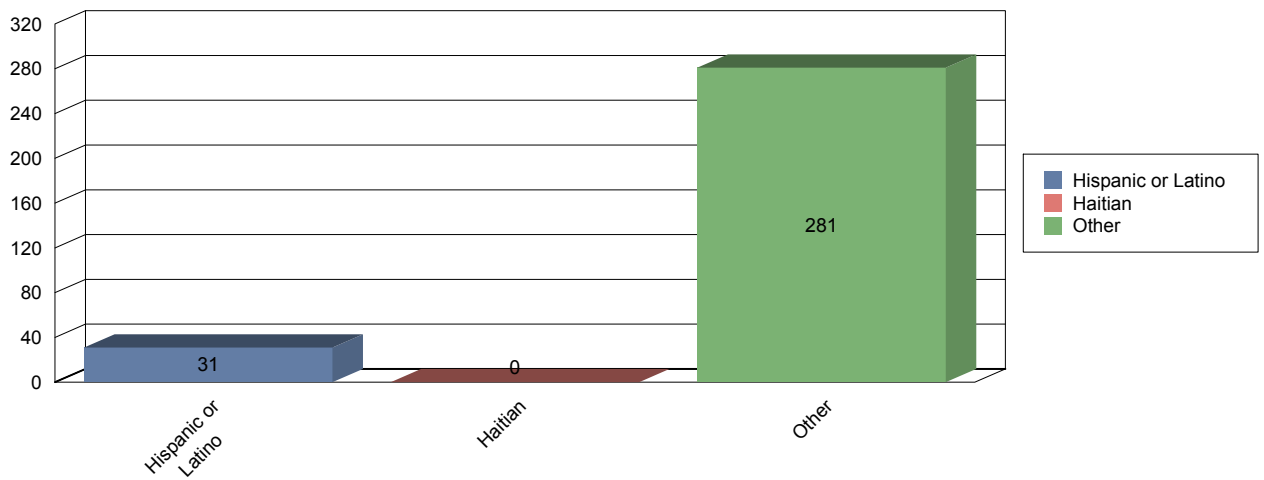
**Distribution of services by Ethnicity**

**Children (0-17 yrs old)**



**Adults (18 yrs and older)**

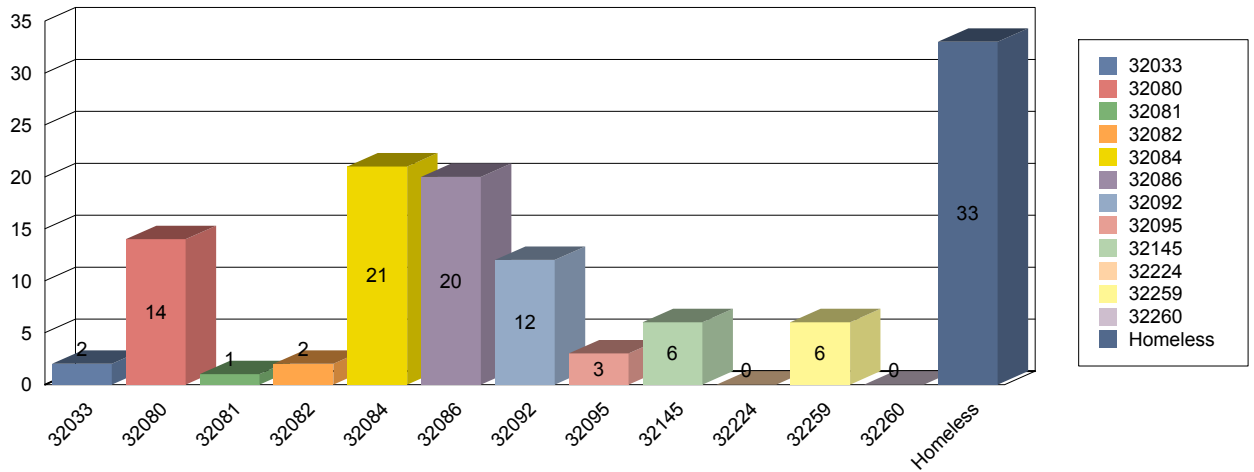
distribution of services



<b>Ethnicity</b>	<b>Children (0-17)</b>	<b>Adults (18 &amp; up)</b>
Hispanic or Latino	5	31
Haitian	0	0
Other	115	281
<b>Total</b>	<b>120</b>	<b>312</b>

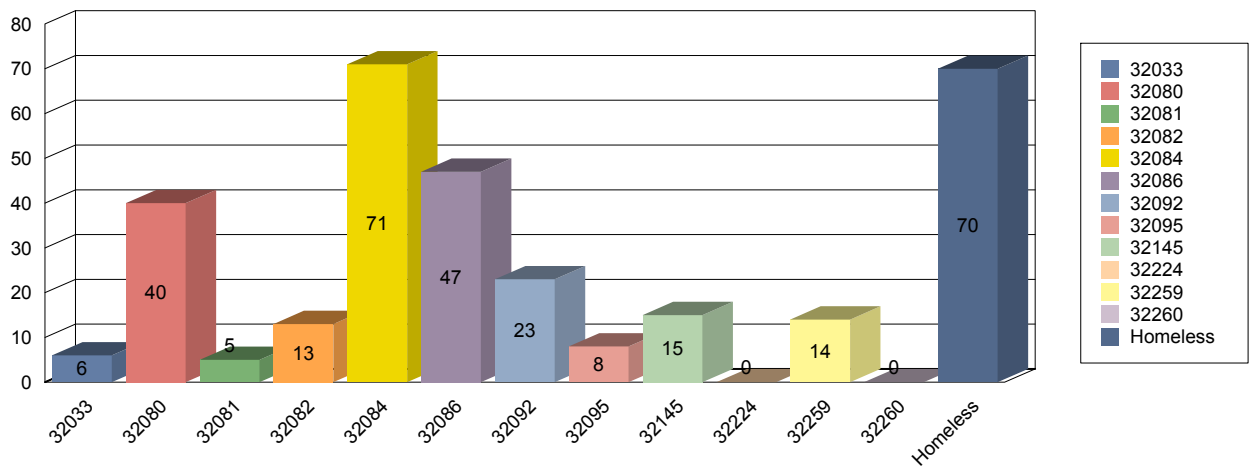
**Distribution of services by Legal Residence At Referral**

**Children (0-17 yrs old)**



**Adults (18 yrs and older)**

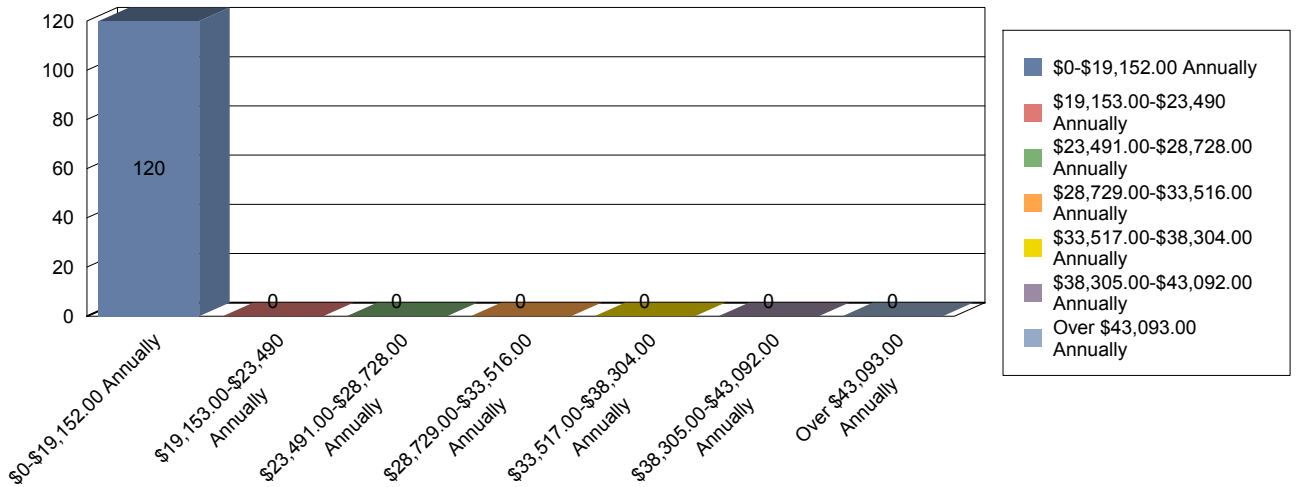
distribution of services



Legal Residence At Referral	Children (0-17)	Adults (18 & up)
32033	2	6
32080	14	40
32081	1	5
32082	2	13
32084	21	71
32086	20	47
32092	12	23
32095	3	8
32145	6	15
32224	0	0
32259	6	14
32260	0	0
Homeless	33	70
<b>Total</b>	<b>120</b>	<b>312</b>

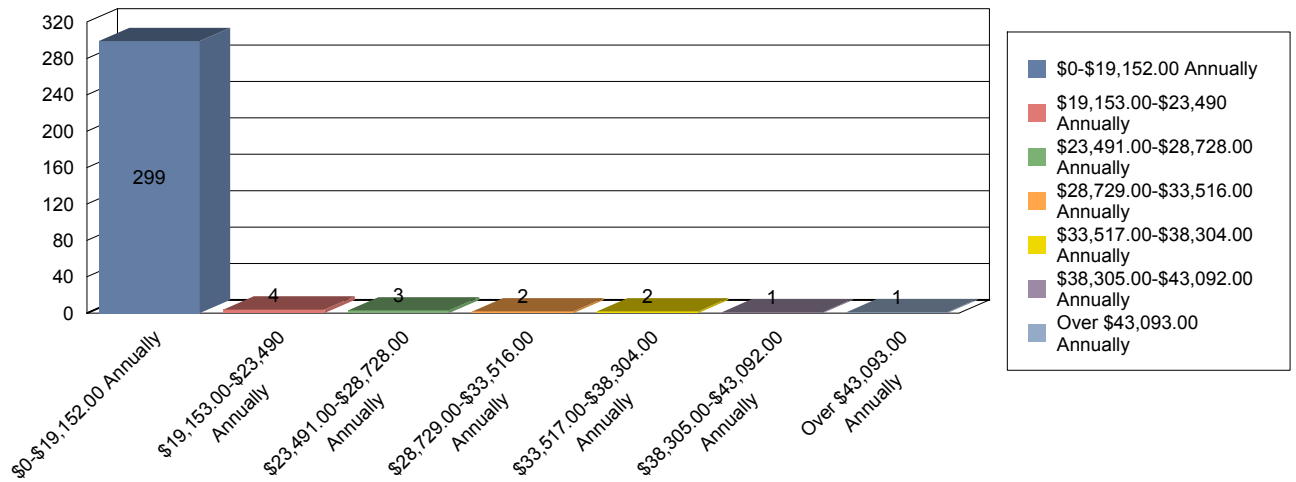
Distribution of services by Annual Income Level

Children (0-17 yrs old)



Adults (18 yrs and older)

distribution of services



Annual Income Level	Children (0-17)	Adults (18 & up)
\$0-\$19,152.00 Annually	120	299
\$19,153.00-\$23,490 Annually	0	4
\$23,491.00-\$28,728.00 Annually	0	3
\$28,729.00-\$33,516.00 Annually	0	2
\$33,517.00-\$38,304.00 Annually	0	2
\$38,305.00-\$43,092.00 Annually	0	1
Over \$43,093.00 Annually	0	1
<b>Total</b>	<b>120</b>	<b>312</b>