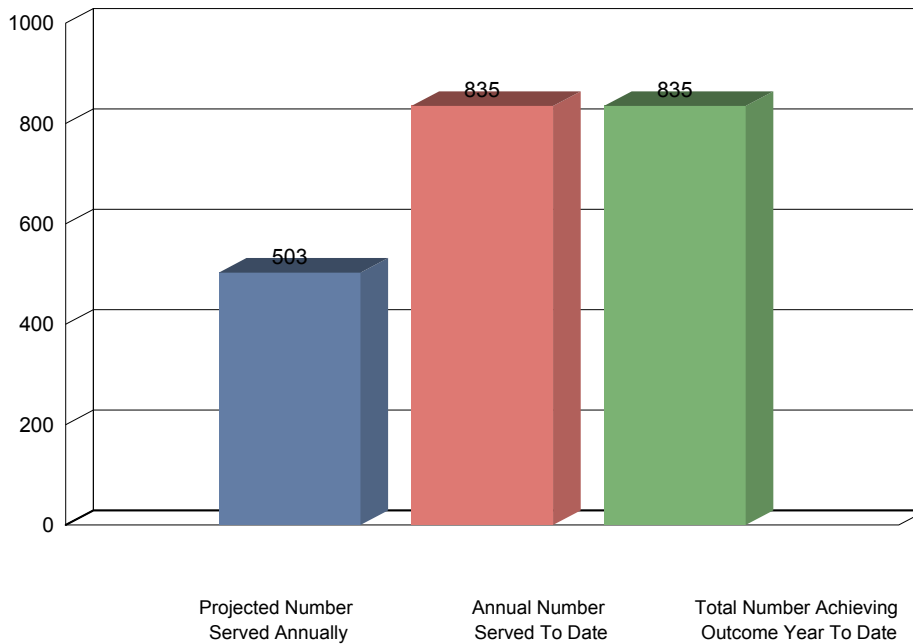


Agency: Council On Aging
Program: Older Americans Act
Program Activity Period: 10/01/2009 - 09/30/2010
Reporting Period: 10/01/2009 - 09/30/2010

Outcome: #1 Clients served are able to age in place, remaining active in their homes and community.

Outcome Achieving Performance Chart



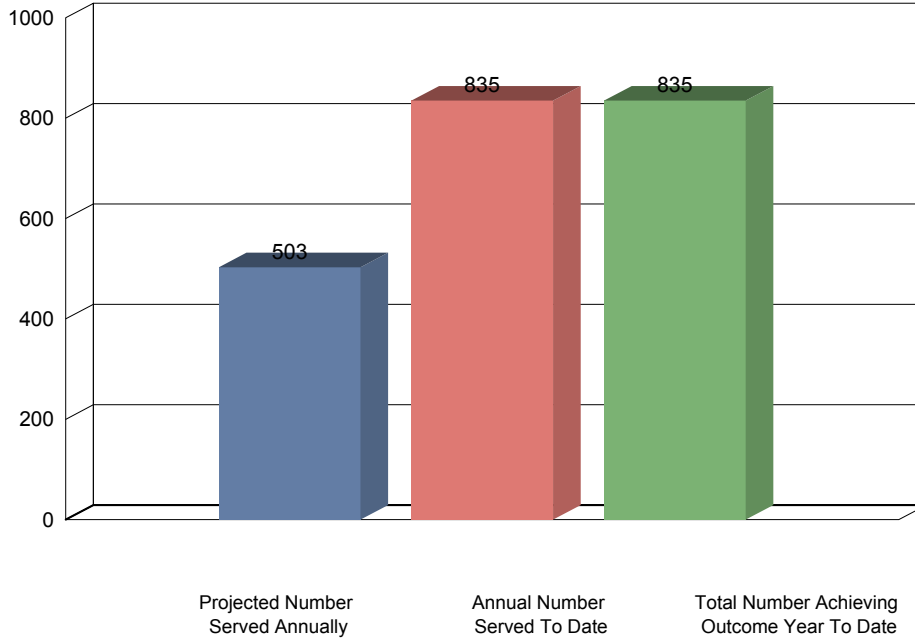
Service Description: Provide congregate or home delivered meals; conduct congregate meal screening and screening assessments on a yearly basis for each client; provide regularly scheduled nutrition education programs and handouts; outreach to locate and inform older individuals about the availability of services; provide homemaking and chore services for small repairs; provide transportation to congregate meal site; provide telephone reassurance; provide information, referral and counseling; provide education, recreation and health support at congregate meal site.

Required Documentation: Individual client records, attendance rosters, Meals on Wheels delivery rosters, congregate meal site documentation, and menus from congregate and Meals on Wheels programs.

Projected Number Served Annually	Annual Number Served To Date	Total Number Achieving Outcome Year To Date	Percent Clients Achieving Outcome
503	835	835	166%

Outcome: #2 Clients served are able to age with security by receiving prompt and appropriate services that provide health and secure environments.

Outcome Achieving Performance Chart



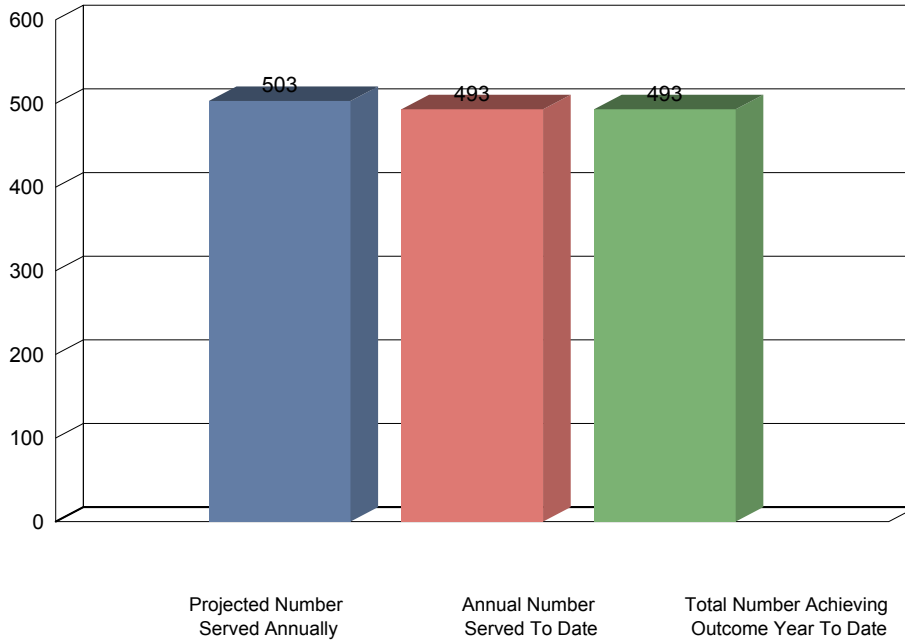
Service Description: Provide chore and homemaking services, telephone reassurance, health support, recreation programs, transportation and congregate or home delivered meals.

Required Documentation: Individual client records, attendance rosters, Meals on Wheels delivery rosters, congregate meal site documentation, and menus from congregate and Meals on Wheels programs, transportation manifests.

Projected Number Served Annually	Annual Number Served To Date	Total Number Achieving Outcome Year To Date	Percent Clients Achieving Outcome
503	835	835	166%

Outcome: #3 Clients served are able to age with purpose by participating in community and combating loneliness, isolation and depression.

Outcome Achieving Performance Chart



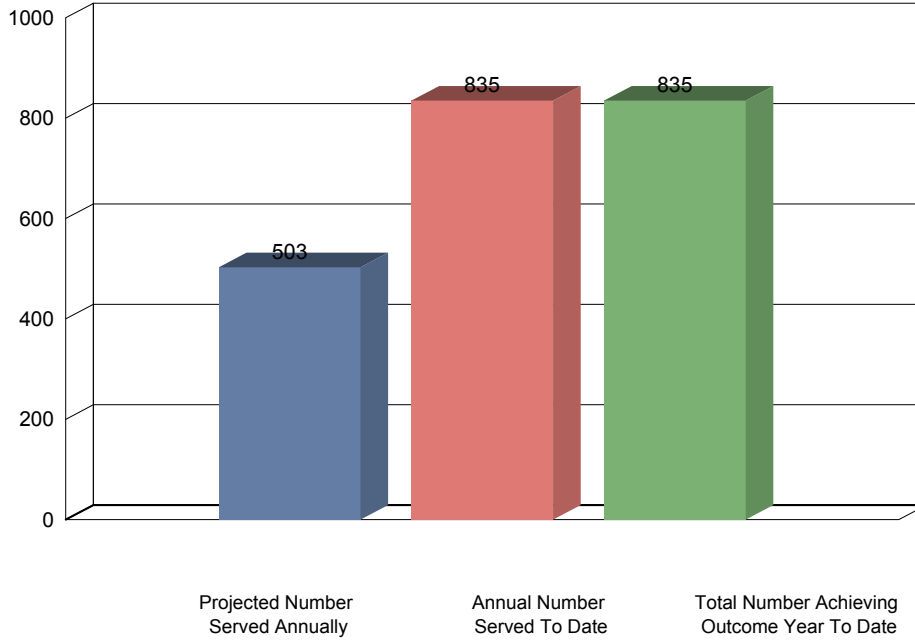
Service Description: Provide congregate meals, transportation to congregate meal site, recreation, education and health support programs, nutrition education, information and referrals and counseling.

Required Documentation: Individual client records, attendance rosters, Meals on Wheels delivery rosters, congregate meal site documentation, and menus from congregate and Meals on Wheels programs, transportation manifests.

Projected Number Served Annually	Annual Number Served To Date	Total Number Achieving Outcome Year To Date	Percent Clients Achieving Outcome
503	493	493	98%

Outcome: #4 Clients served are able to age with wellness and longevity, evidencing healthy aging.

Outcome Achieving Performance Chart



Service Description: Provide congregate meals, transportation to congregate meal site, recreation, education and health support programs, nutrition education, information and referrals and counseling.

Required Documentation: Individual client records, attendance rosters, Meals on Wheels delivery rosters, congregate meal site documentation, and menus from congregate and Meals on Wheels programs, transportation manifests.

Projected Number Served Annually	Annual Number Served To Date	Total Number Achieving Outcome Year To Date	Percent Clients Achieving Outcome
503	835	835	166%