

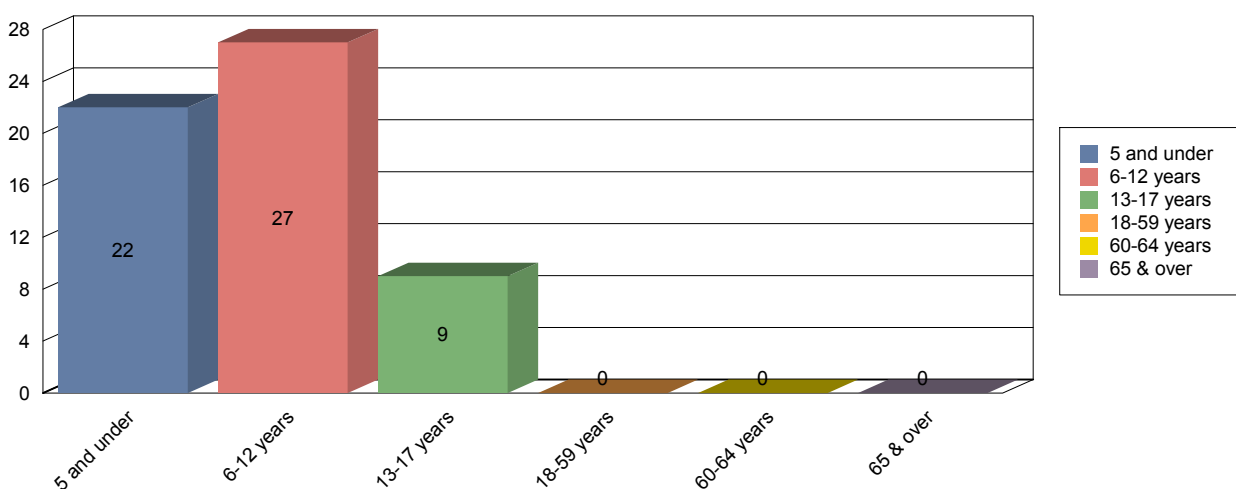
### DEMOGRAPHICS OF CLIENTS SERVED IN PROGRAM

Agency: Kids Bridge  
 Program: Supervised Visitation and Exchange  
 Program Activity Period: 10/01/2009 - 9/30/2010  
 Report Unit: clients served  
 Reporting Period: 10/01/2009 - 09/30/2010

WARNING: insufficient data for the Program reporting period !

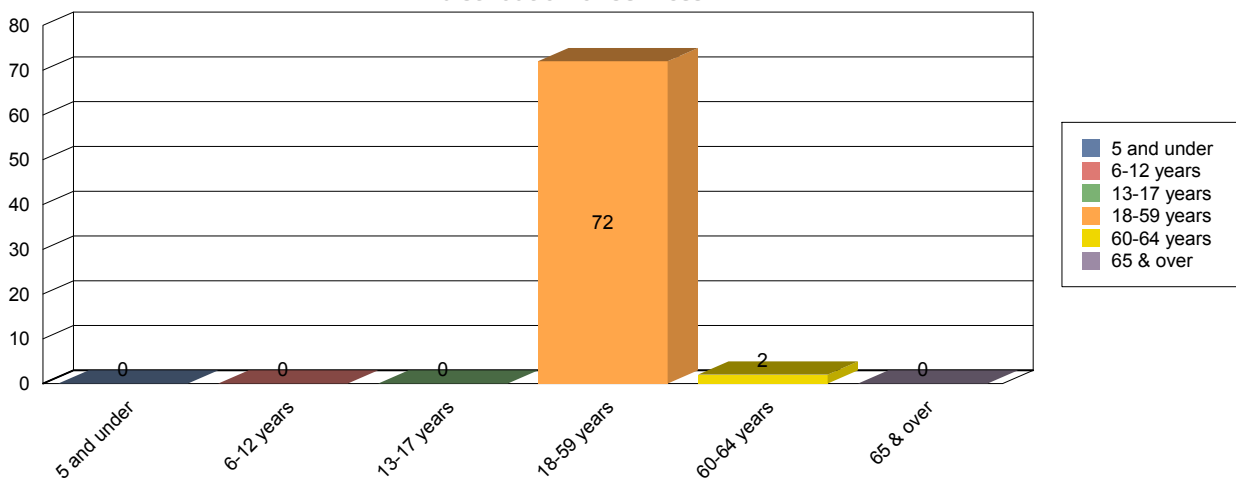
#### Distribution of services by Age Group

Children (0-17 yrs old)



Adults (18 yrs and older)

distribution of services

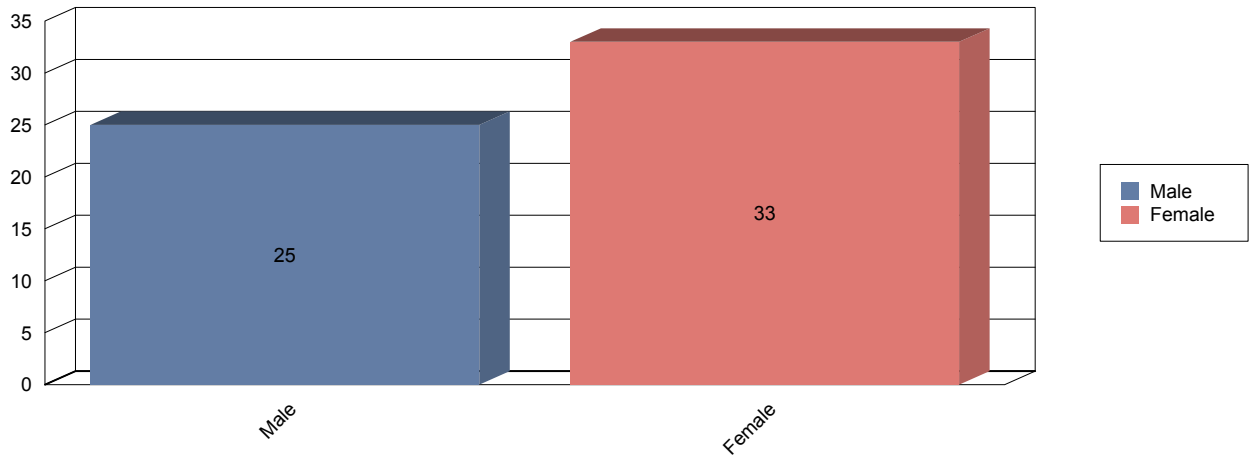


Age Group	Children (0-17)	Adults (18 & up)
5 and under	22	
6-12 years	27	

13-17 years	9	
18-59 years		72
60-64 years		2
65 & over		0
<b>Total</b>	<b>58</b>	<b>74</b>

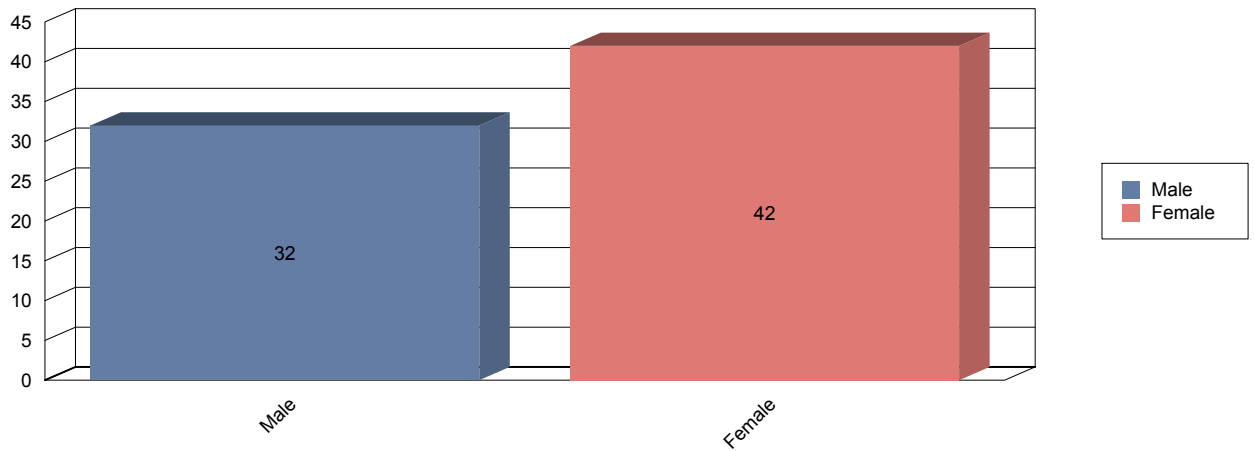
**Distribution of services by Gender**

**Children (0-17 yrs old)**



**Adults (18 yrs and older)**

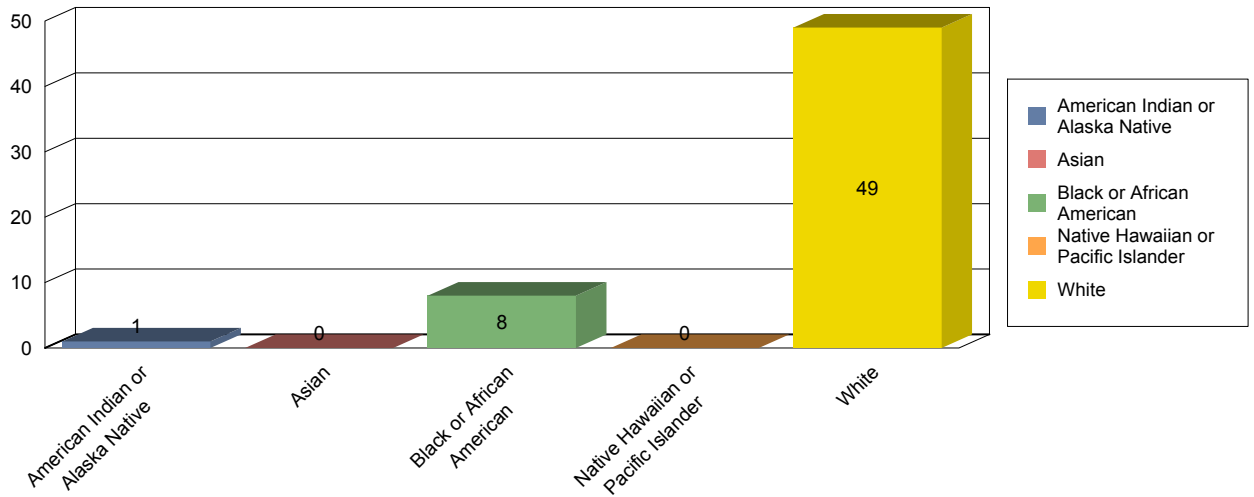
distribution of services



<b>Gender</b>	<b>Children (0-17)</b>	<b>Adults (18 &amp; up)</b>
Male	25	32
Female	33	42
<b>Total</b>	<b>58</b>	<b>74</b>

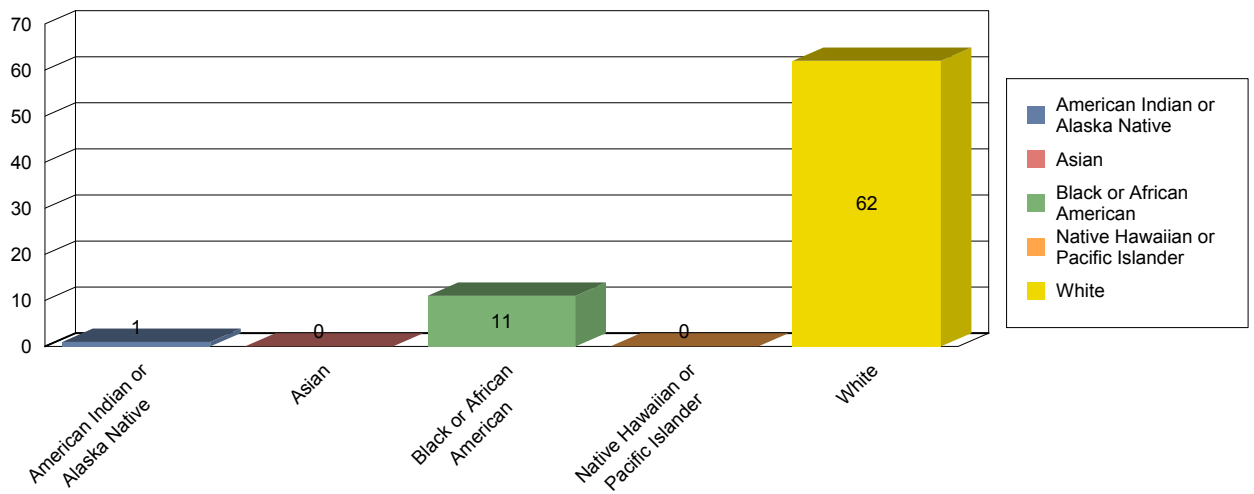
**Distribution of services by Race**

**Children (0-17 yrs old)**



**Adults (18 yrs and older)**

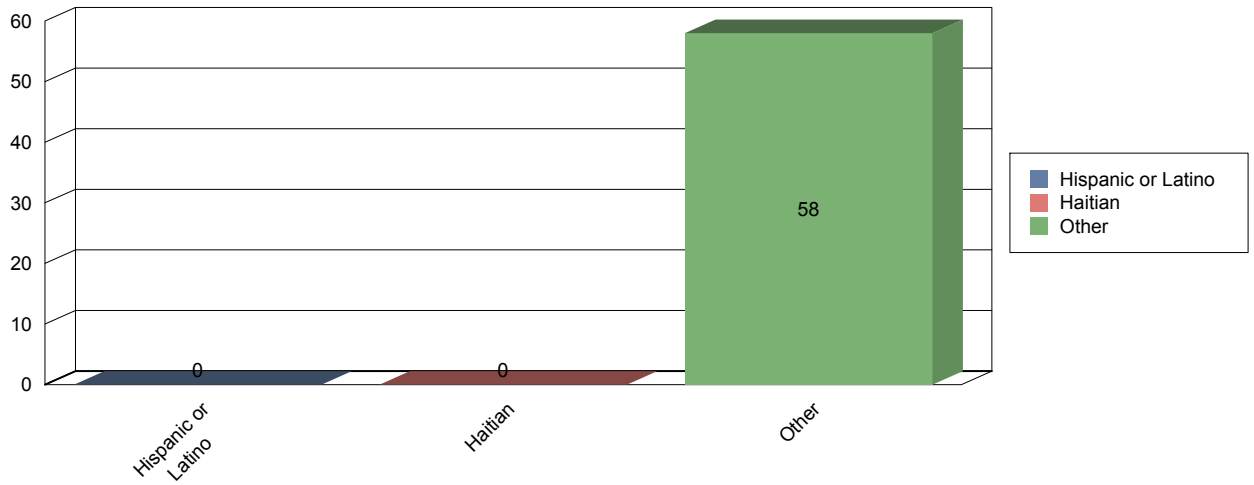
distribution of services



<b>Race</b>	<b>Children (0-17)</b>	<b>Adults (18 &amp; up)</b>
American Indian or Alaska Native	1	1
Asian	0	0
Black or African American	8	11
Native Hawaiian or Pacific Islander	0	0
White	49	62
<b>Total</b>	<b>58</b>	<b>74</b>

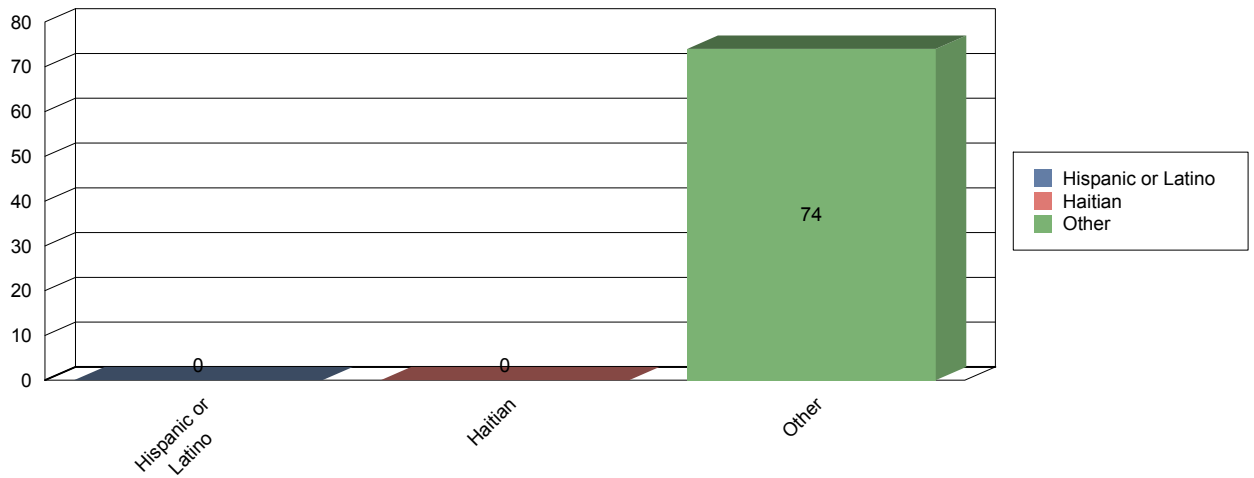
**Distribution of services by Ethnicity**

**Children (0-17 yrs old)**



**Adults (18 yrs and older)**

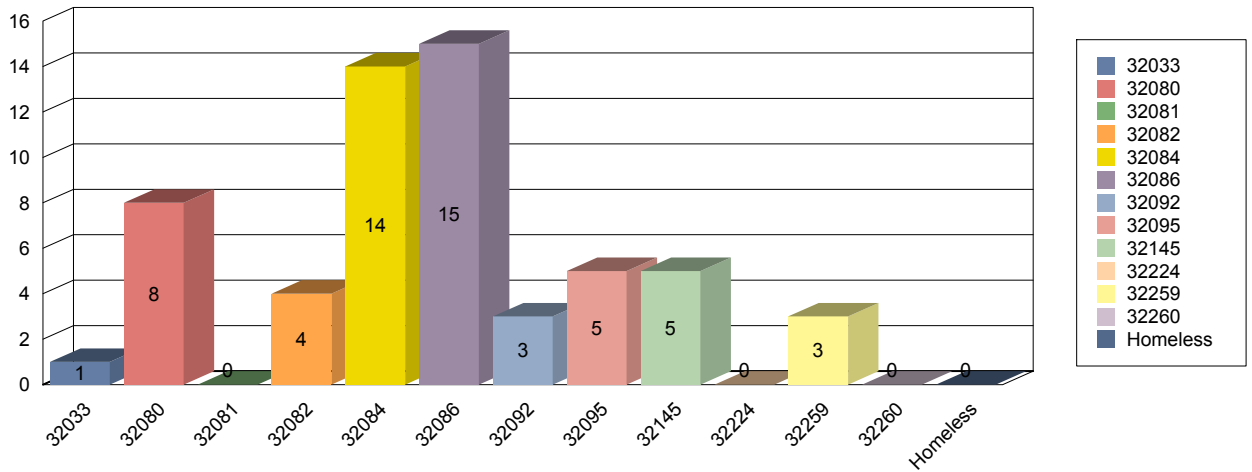
distribution of services



<b>Ethnicity</b>	<b>Children (0-17)</b>	<b>Adults (18 &amp; up)</b>
Hispanic or Latino	0	0
Haitian	0	0
Other	58	74
<b>Total</b>	<b>58</b>	<b>74</b>

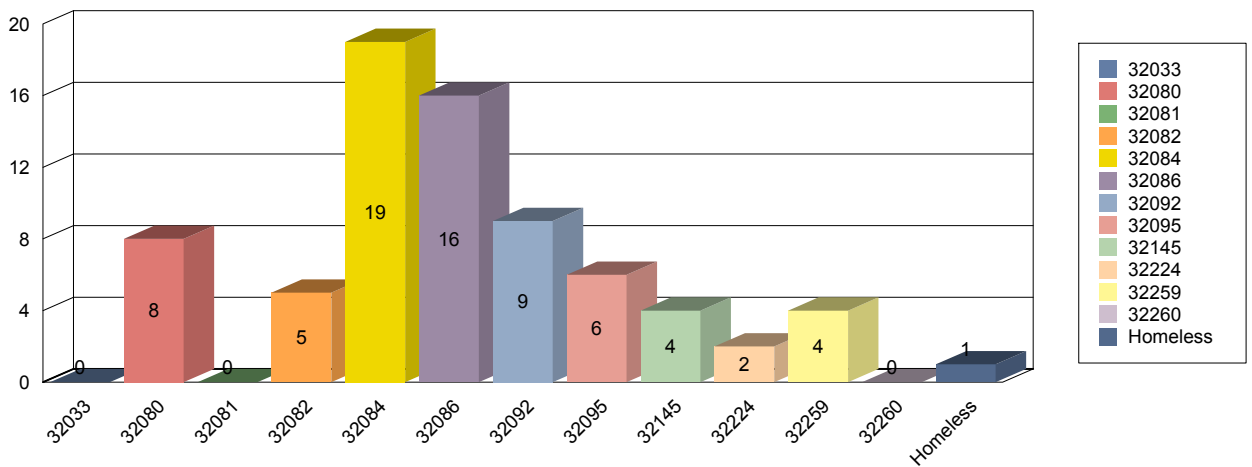
Distribution of services by Legal Residence At Referral

Children (0-17 yrs old)



Adults (18 yrs and older)

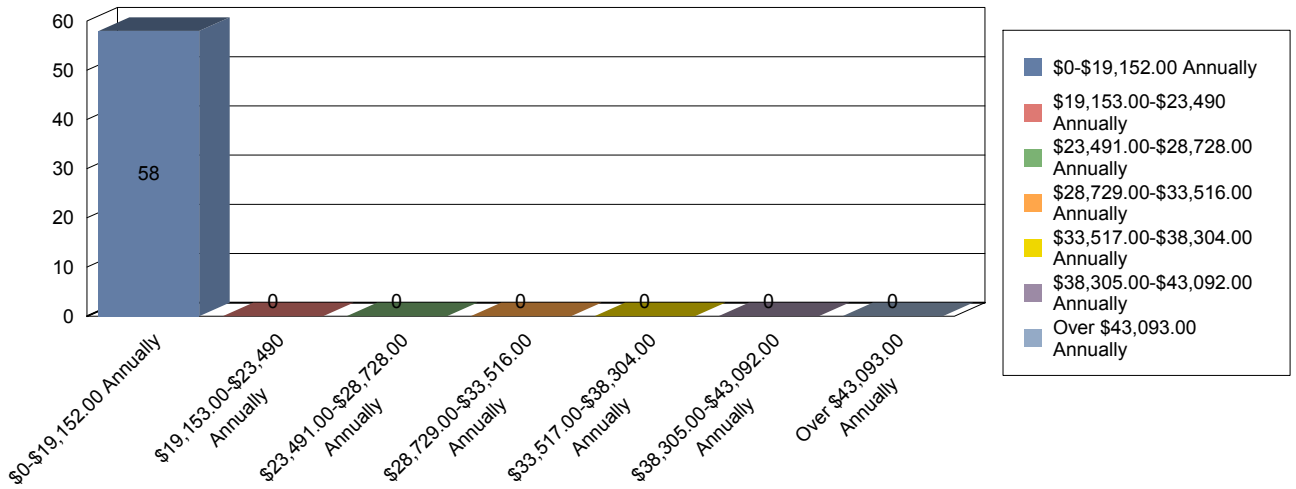
distribution of services



Legal Residence At Referral	Children (0-17)	Adults (18 & up)
32033	1	0
32080	8	8
32081	0	0
32082	4	5
32084	14	19
32086	15	16
32092	3	9
32095	5	6
32145	5	4
32224	0	2
32259	3	4
32260	0	0
Homeless	0	1
<b>Total</b>	<b>58</b>	<b>74</b>

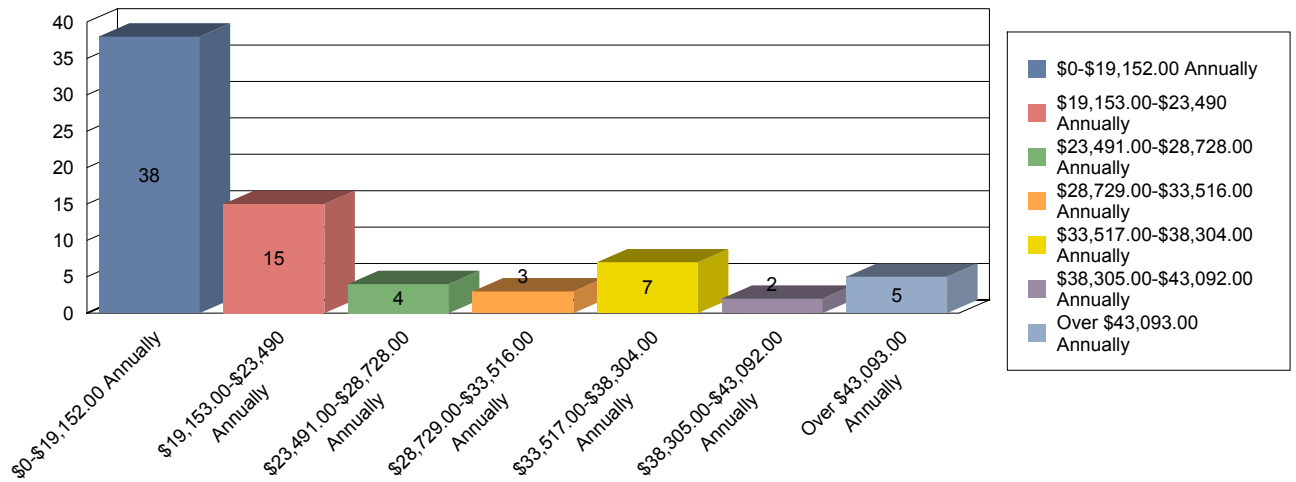
Distribution of services by Annual Income Level

Children (0-17 yrs old)



Adults (18 yrs and older)

distribution of services



Annual Income Level	Children (0-17)	Adults (18 & up)
\$0-\$19,152.00 Annualy	58	38
\$19,153.00-\$23,490 Annualy	0	15
\$23,491.00-\$28,728.00 Annualy	0	4
\$28,729.00-\$33,516.00 Annualy	0	3
\$33,517.00-\$38,304.00 Annualy	0	7
\$38,305.00-\$43,092.00 Annualy	0	2
Over \$43,093.00 Annualy	0	5
<b>Total</b>	<b>58</b>	<b>74</b>