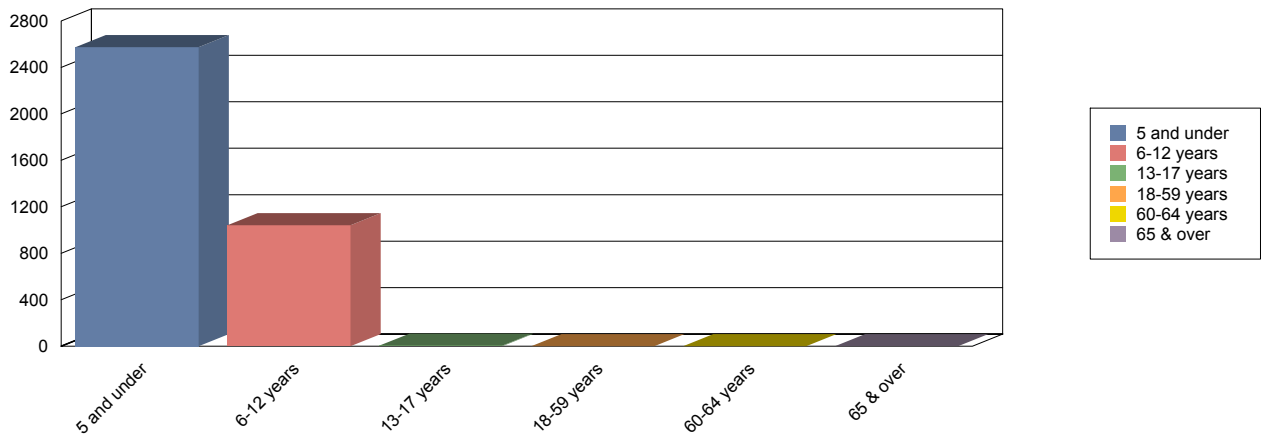


DEMOGRAPHICS OF CLIENTS SERVED IN PROGRAM

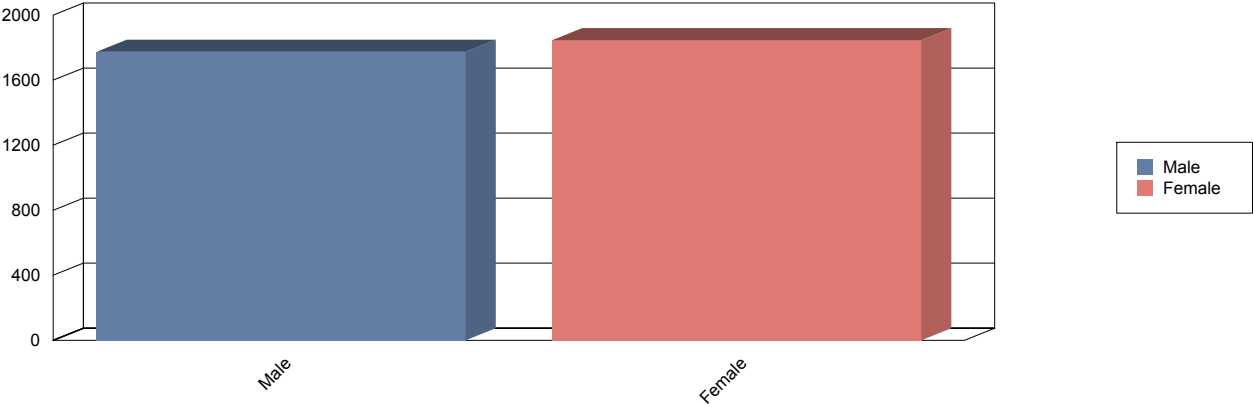
Agency: Early Learning Coalition
 Program: Child Care Services
 Program Activity Period: 10/01/2009 - 9/30/2010
 Report Unit: child clients served
 Reporting Period: 10/01/2009 - 09/30/2010

Distribution of services Age Group



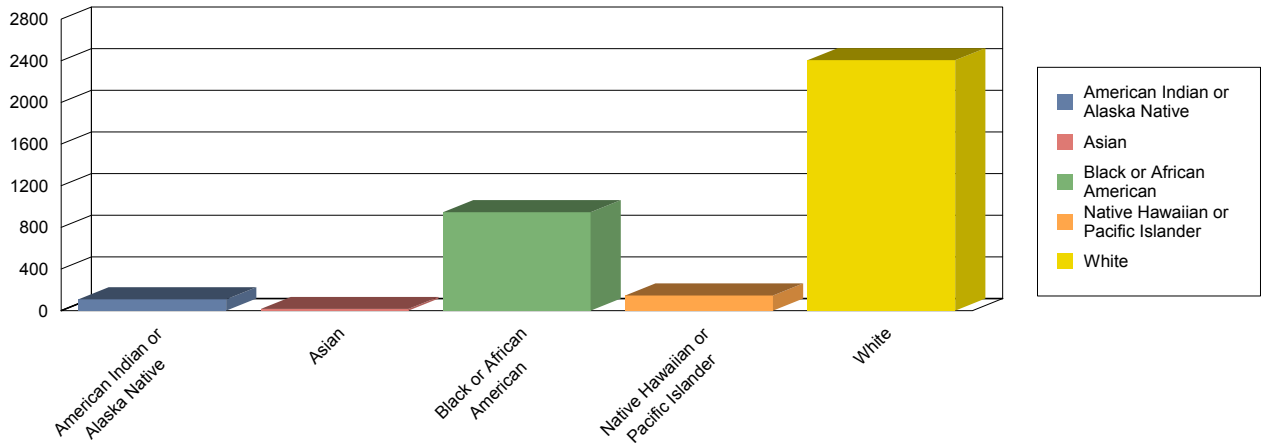
5 and under	2,574
6-12 years	1,041
13-17 years	5
18-59 years	0
60-64 years	0
65 & over	0
Total	3620

Distribution of services Gender



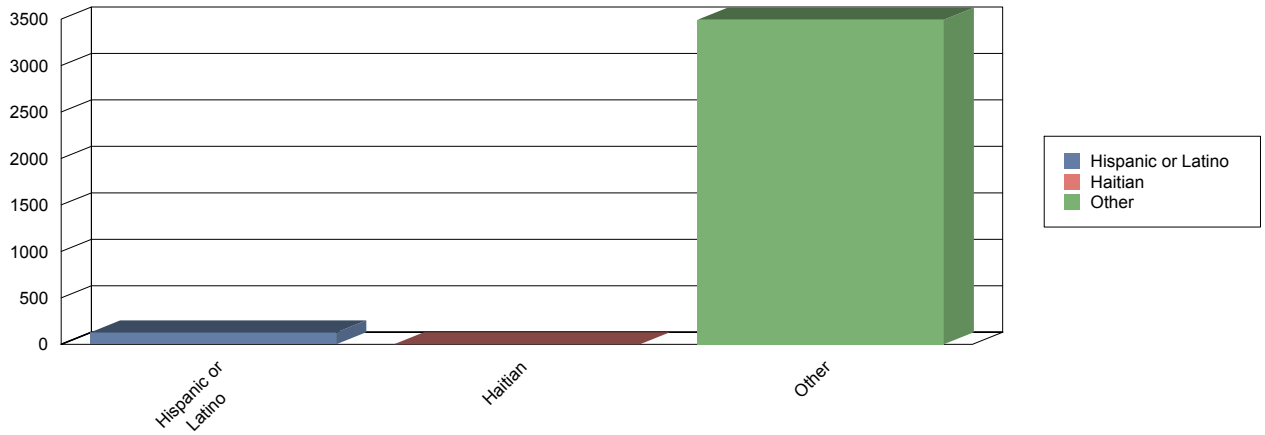
Male	1,774
Female	1,846
Total	3620

Distribution of services Race



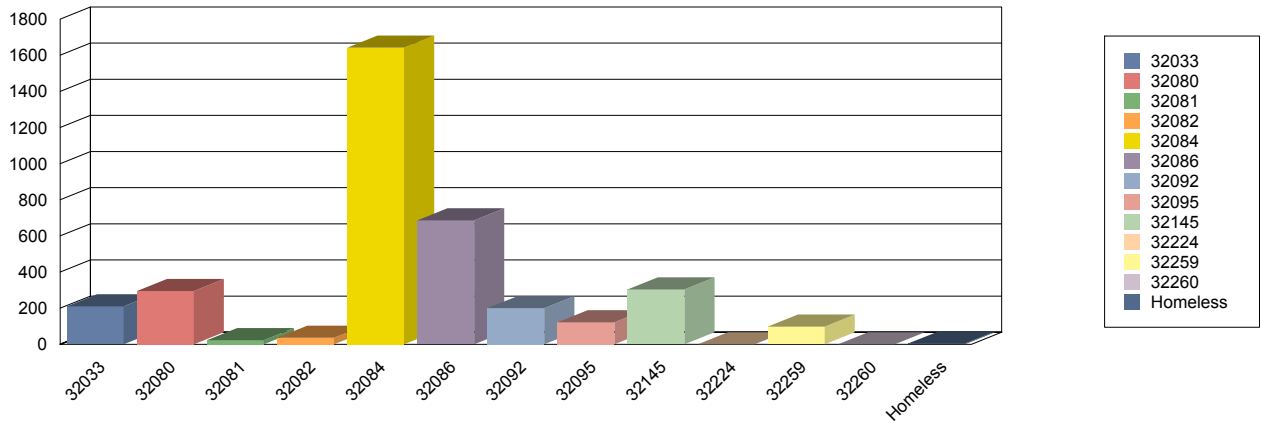
American Indian or Alaska Native	109
Asian	16
Black or African American	945
Native Hawaiian or Pacific Islander	145
White	2,405
Total	3620

Distribution of services Ethnicity



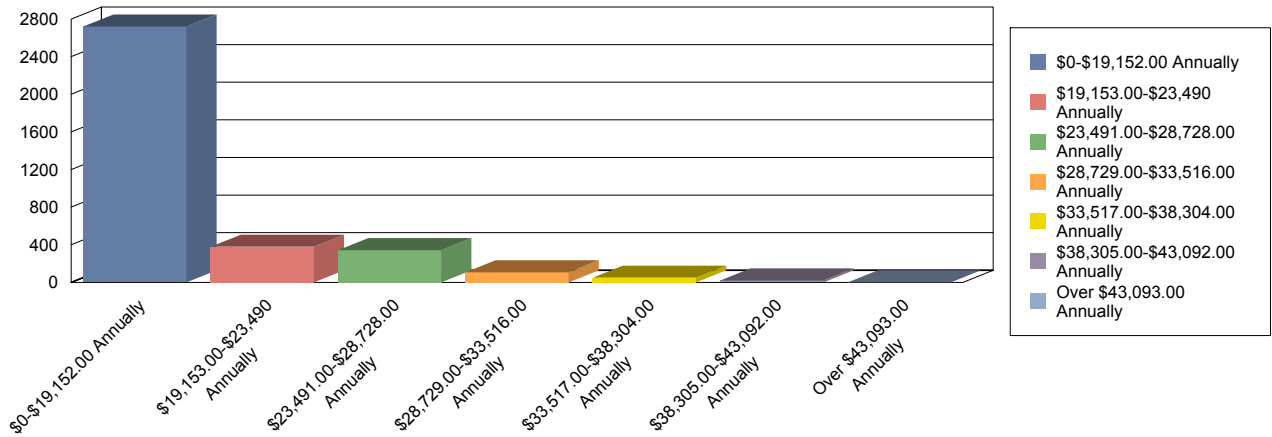
Hispanic or Latino	127
Haitian	0
Other	3,493
Total	3620

Distribution of services Legal Residence At Referral



32033	210
32080	295
32081	23
32082	36
32084	1,642
32086	686
32092	200
32095	122
32145	304
32224	0
32259	98
32260	0
Homeless	4
Total	3620

Distribution of services Annual Income Level



\$0-\$19,152.00 Annually	2,721
\$19,153.00-\$23,490 Annually	379
\$23,491.00-\$28,728.00 Annually	343
\$28,729.00-\$33,516.00 Annually	107
\$33,517.00-\$38,304.00 Annually	50
\$38,305.00-\$43,092.00 Annually	20
Over \$43,093.00 Annually	0
Total	3620