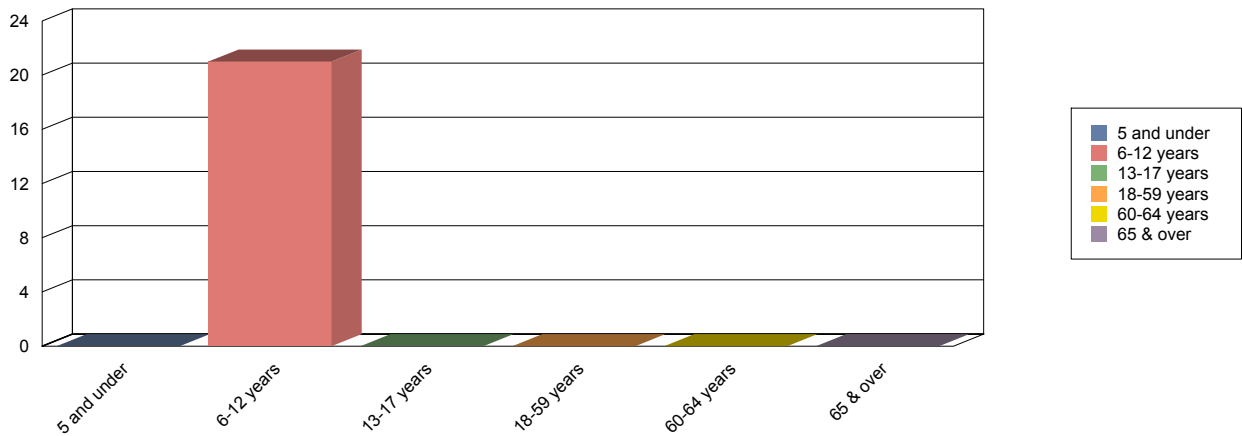


DEMOGRAPHICS OF CLIENTS SERVED IN PROGRAM

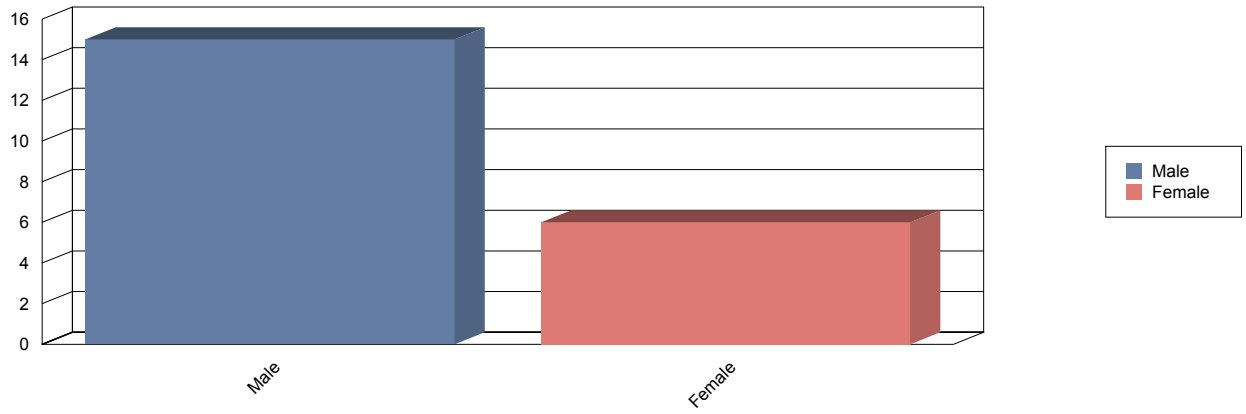
Agency: St Augustine Boys And Girls Club
Program: Youth Development
Program Activity Period: 10/01/2009 - 9/30/2010
Report Unit: child clients served
Reporting Period: 10/01/2009 - 09/30/2010

Distribution of services Age Group



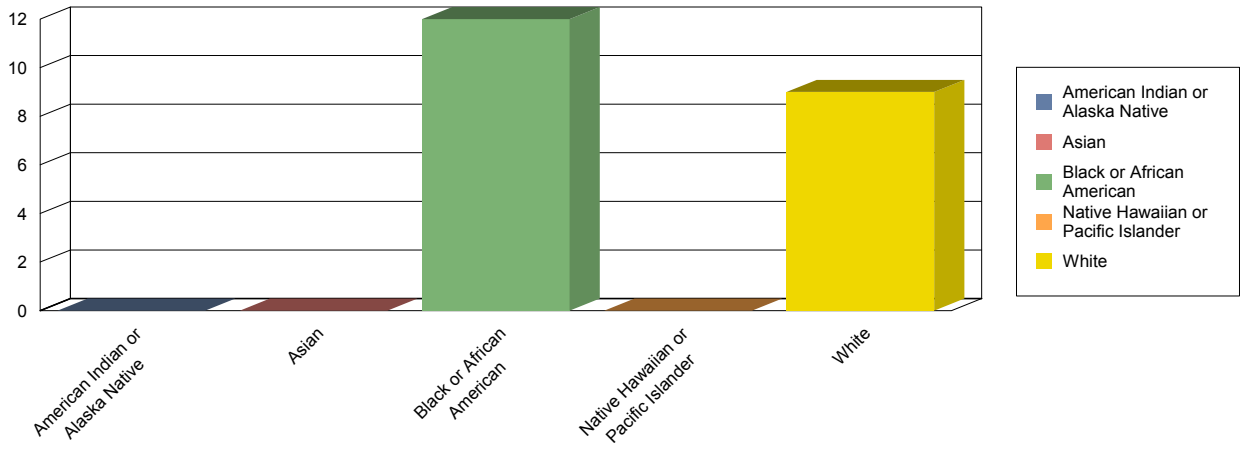
5 and under	0
6-12 years	21
13-17 years	0
18-59 years	0
60-64 years	0
65 & over	0
Total	21

Distribution of services Gender



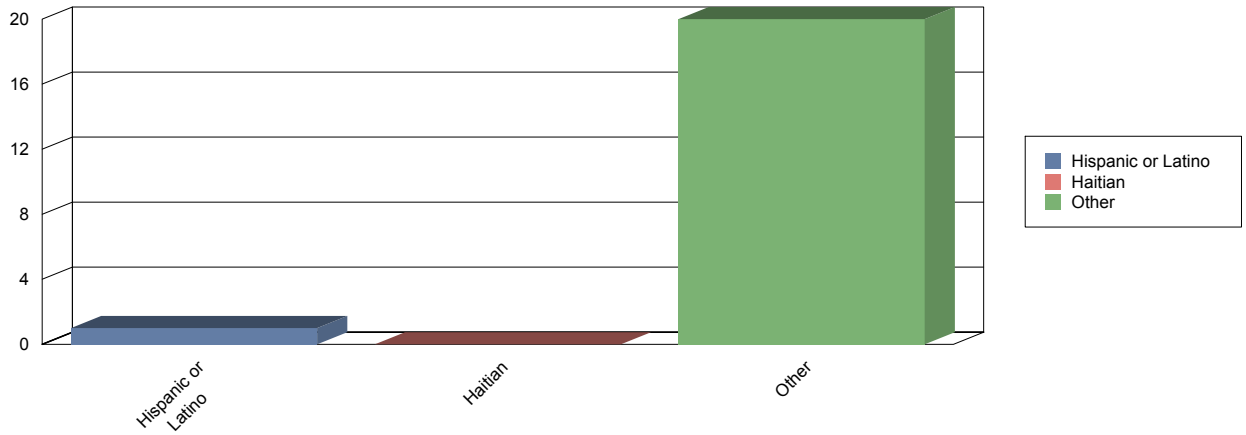
Male	15
Female	6
Total	21

Distribution of services Race



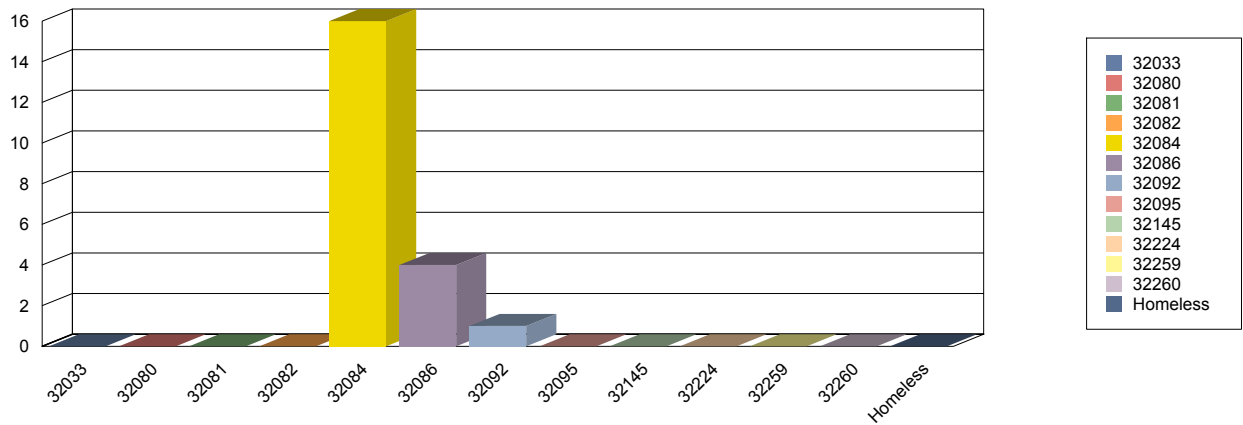
American Indian or Alaska Native	0
Asian	0
Black or African American	12
Native Hawaiian or Pacific Islander	0
White	9
Total	21

Distribution of services Ethnicity



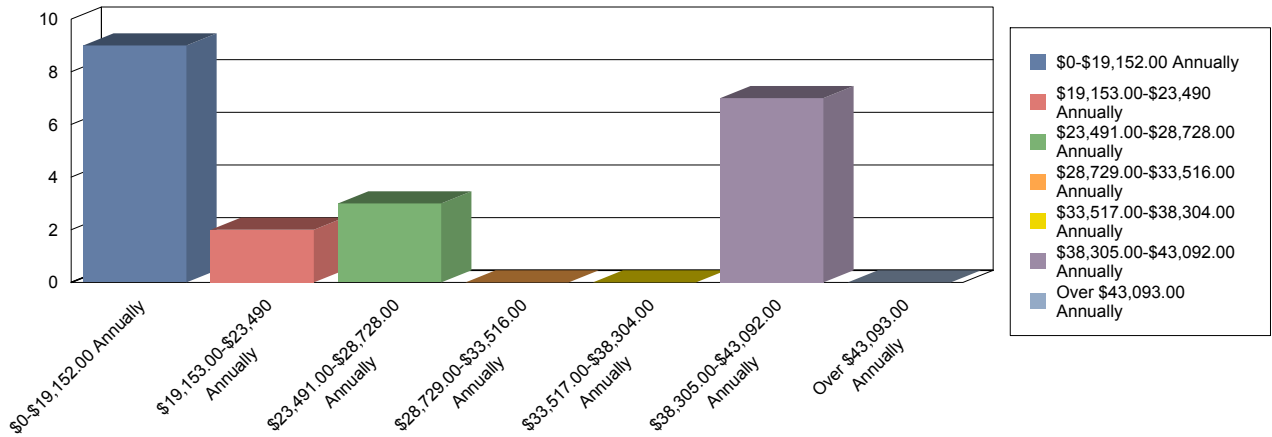
Hispanic or Latino	1
Haitian	0
Other	20
Total	21

Distribution of services Legal Residence At Referral



32033	0
32080	0
32081	0
32082	0
32084	16
32086	4
32092	1
32095	0
32145	0
32224	0
32259	0
32260	0
Homeless	0
Total	21

Distribution of services Annual Income Level



\$0-\$19,152.00 Annually	9
\$19,153.00-\$23,490 Annually	2
\$23,491.00-\$28,728.00 Annually	3
\$28,729.00-\$33,516.00 Annually	0
\$33,517.00-\$38,304.00 Annually	0
\$38,305.00-\$43,092.00 Annually	7
Over \$43,093.00 Annually	0
Total	21