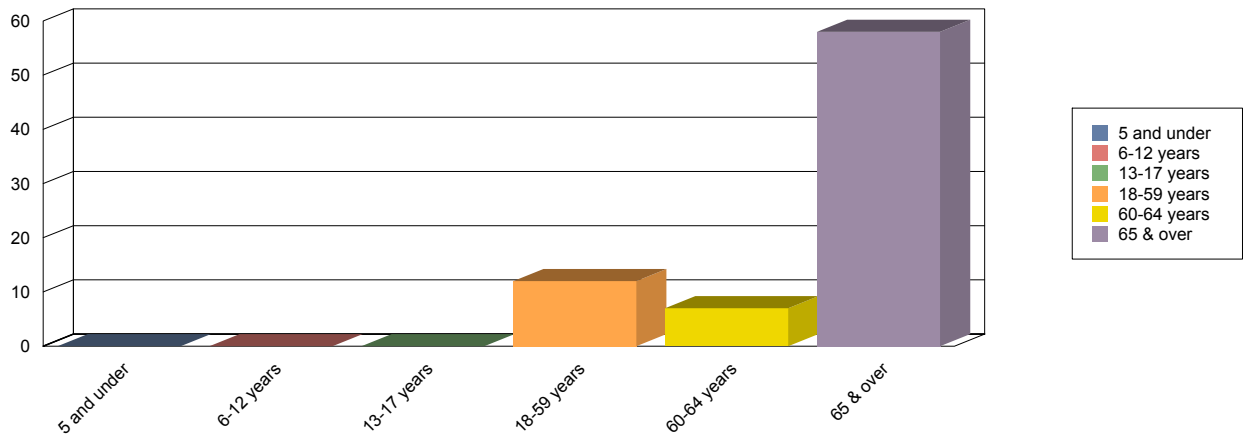


DEMOGRAPHICS OF CLIENTS SERVED IN PROGRAM

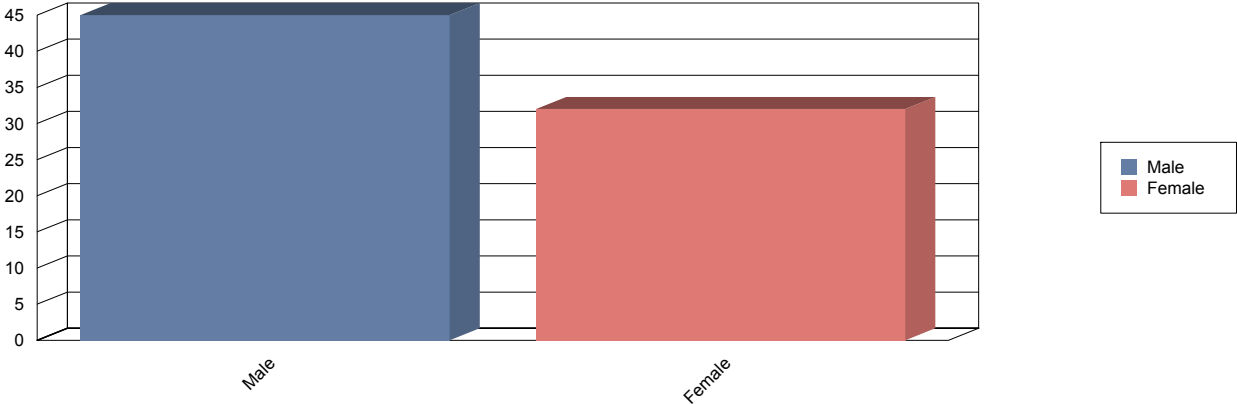
Agency: St Johns Welfare Federation
 Program: Buckingham Smith ALF
 Program Activity Period: 10/01/2009 - 9/30/2010
 Report Unit: clients served
 Reporting Period: 10/01/2009 - 09/30/2010

Distribution of services Age Group



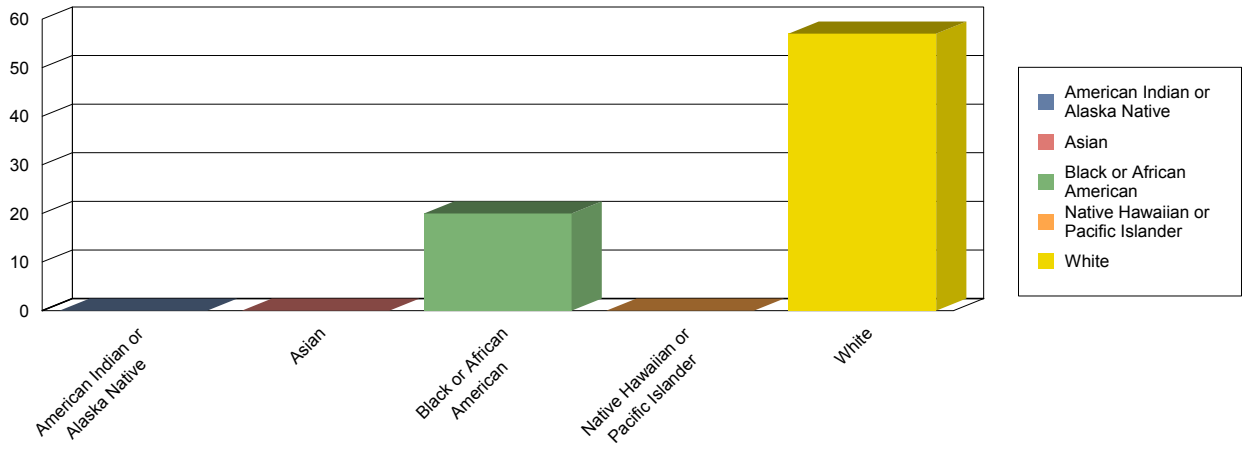
5 and under	0
6-12 years	0
13-17 years	0
18-59 years	12
60-64 years	7
65 & over	58
Total	77

Distribution of services Gender



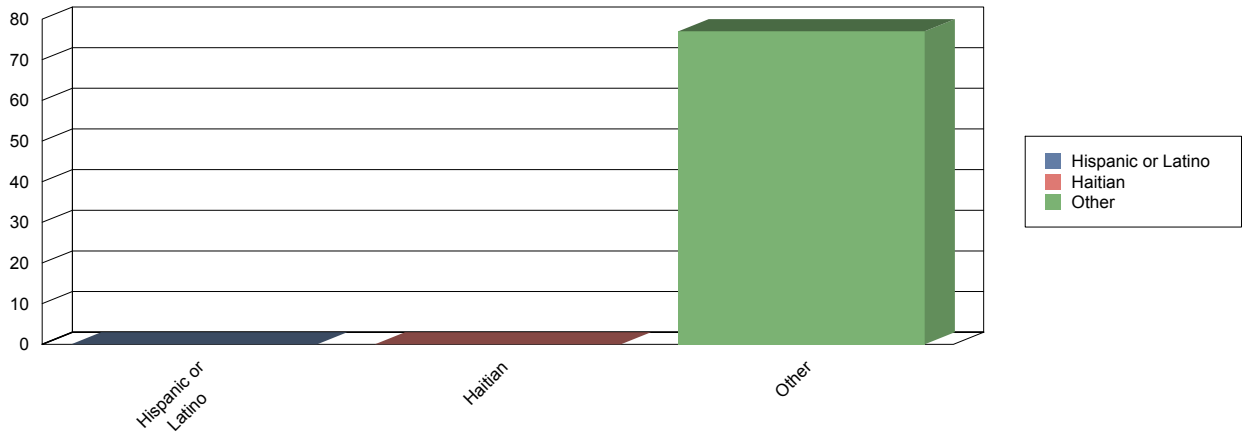
Male	45
Female	32
Total	77

Distribution of services Race



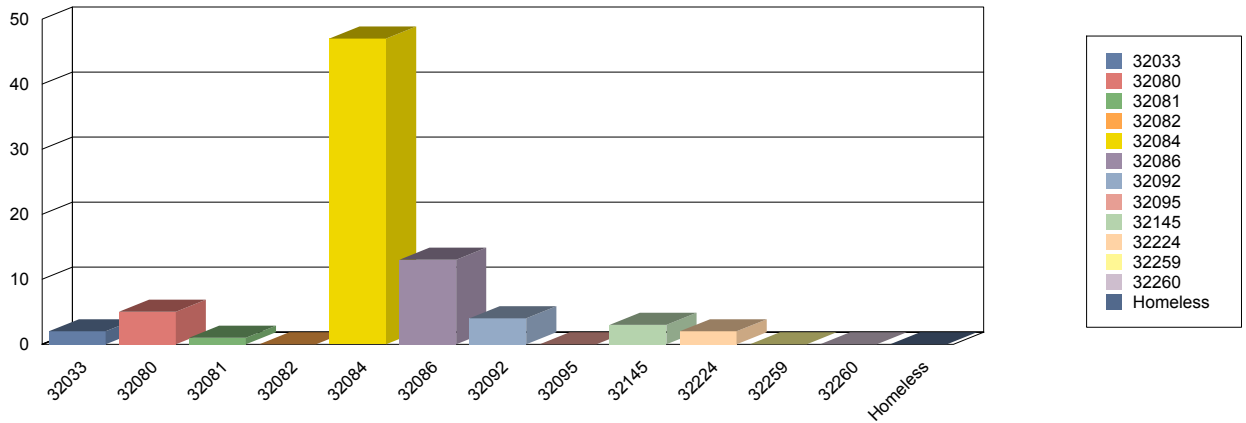
American Indian or Alaska Native	0
Asian	0
Black or African American	20
Native Hawaiian or Pacific Islander	0
White	57
Total	77

Distribution of services Ethnicity



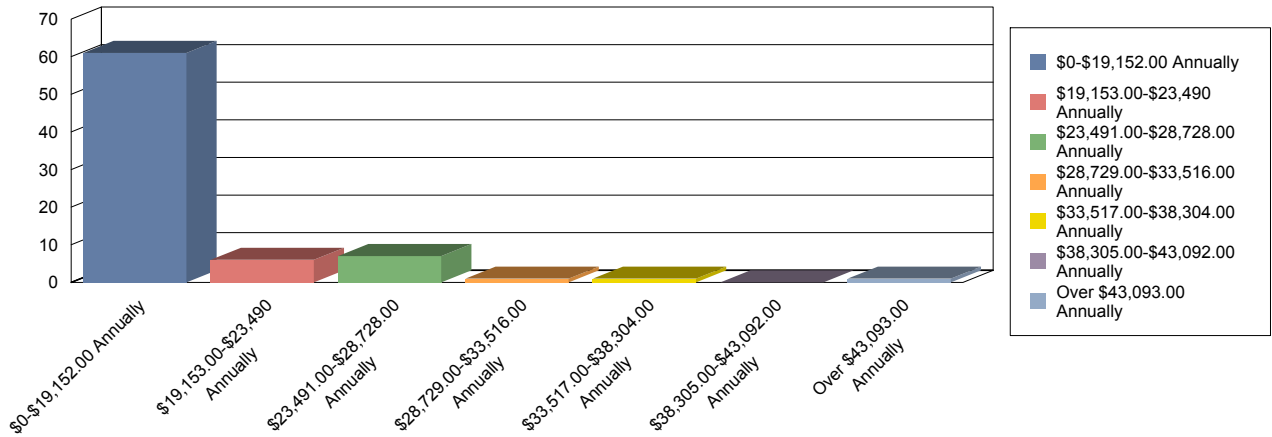
Hispanic or Latino	0
Haitian	0
Other	77
Total	77

Distribution of services Legal Residence At Referral



32033	2
32080	5
32081	1
32082	0
32084	47
32086	13
32092	4
32095	0
32145	3
32224	2
32259	0
32260	0
Homeless	0
Total	77

Distribution of services Annual Income Level



\$0-\$19,152.00 Annually	61
\$19,153.00-\$23,490 Annually	6
\$23,491.00-\$28,728.00 Annually	7
\$28,729.00-\$33,516.00 Annually	1
\$33,517.00-\$38,304.00 Annually	1
\$38,305.00-\$43,092.00 Annually	0
Over \$43,093.00 Annually	1
Total	77