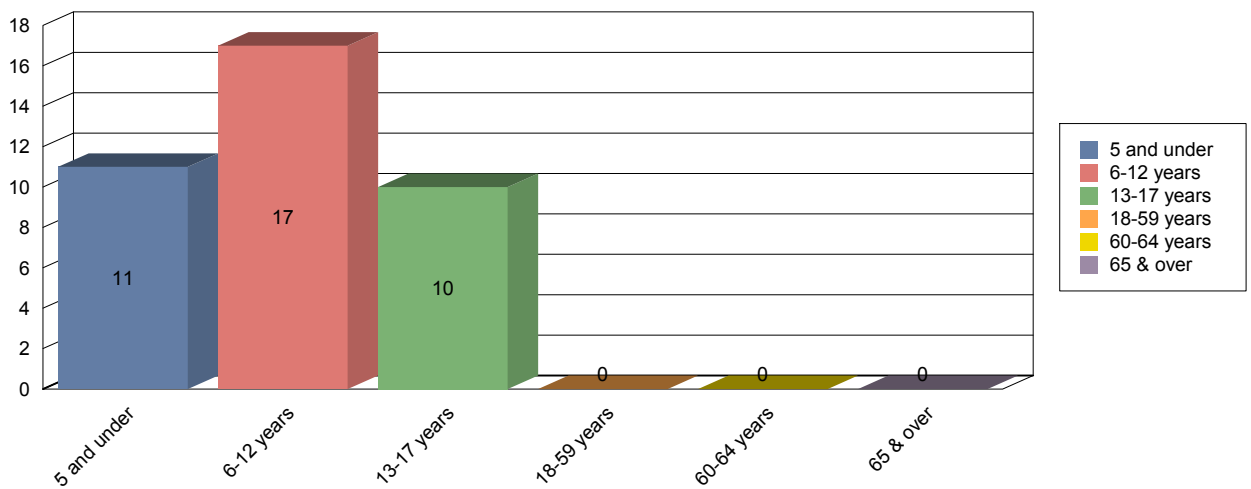


**DEMOGRAPHICS OF CLIENTS SERVED IN PROGRAM**

Agency: Northeast Florida Community Action Agency  
 Program: Assets for Independence  
 Program Activity Period: 10/01/2008 - 9/30/2009  
 Report Unit: items as defined in outcome criterias  
 Reporting Period: 10/01/2008 - 09/30/2009

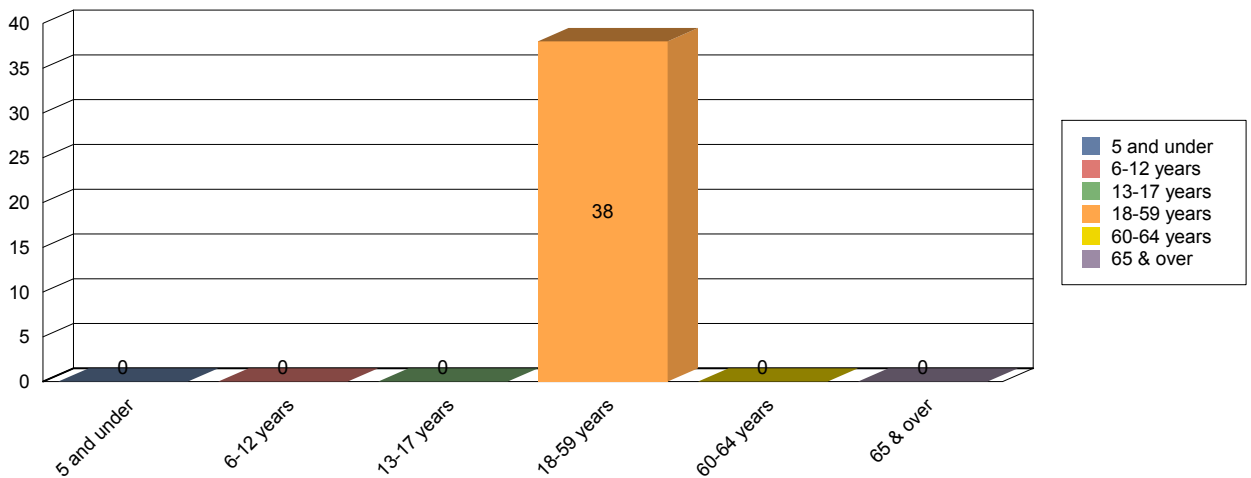
**Distribution of services by Age Group**

**Children (0-17 yrs old)**



**Adults (18 yrs and older)**

distribution of services

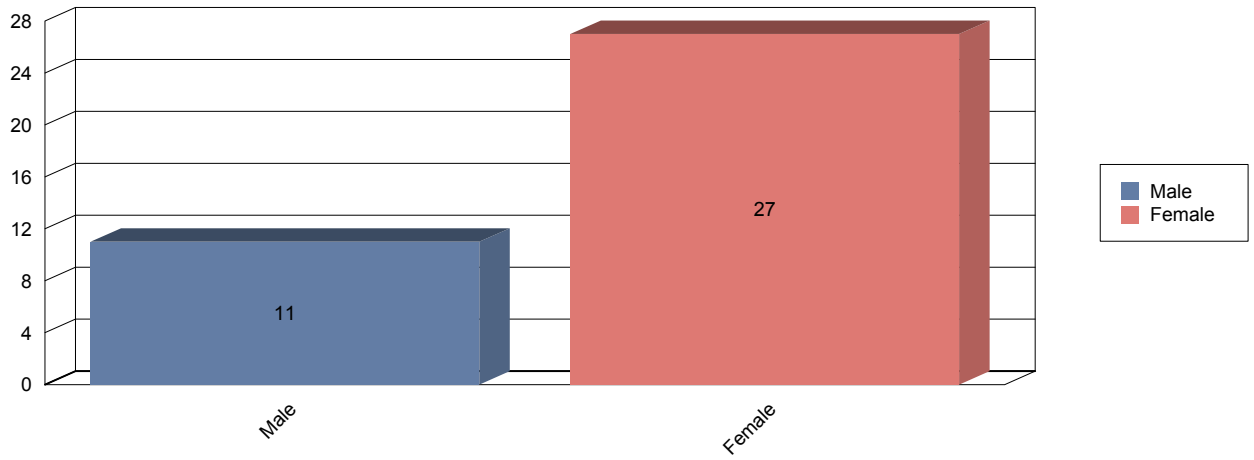


Age Group	Children (0-17)	Adults (18 & up)
5 and under	11	
6-12 years	17	

	13-17 years	10	
	18-59 years		38
	60-64 years		0
	65 & over		0
	<b>Total</b>	<b>38</b>	<b>38</b>

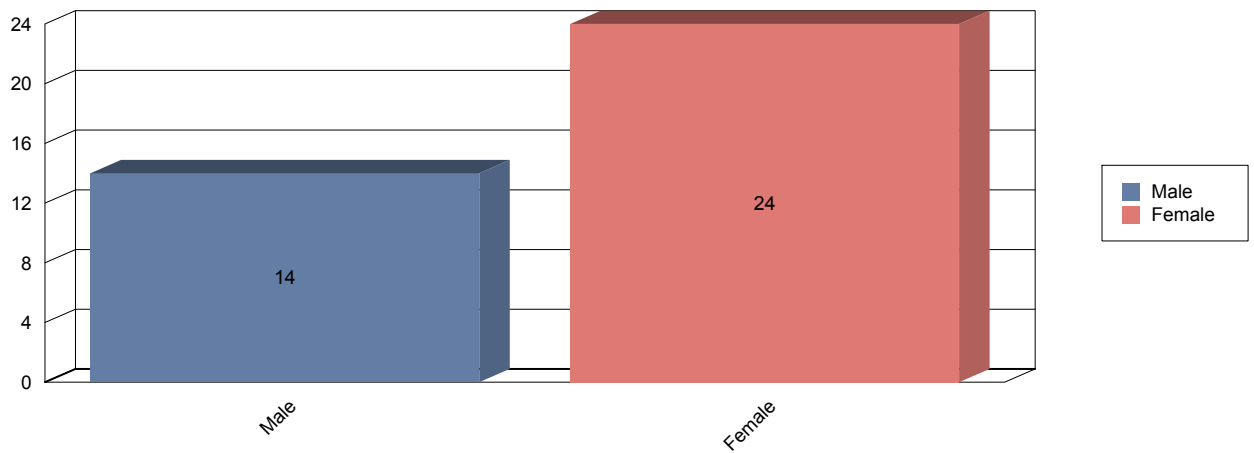
**Distribution of services by Gender**

**Children (0-17 yrs old)**



**Adults (18 yrs and older)**

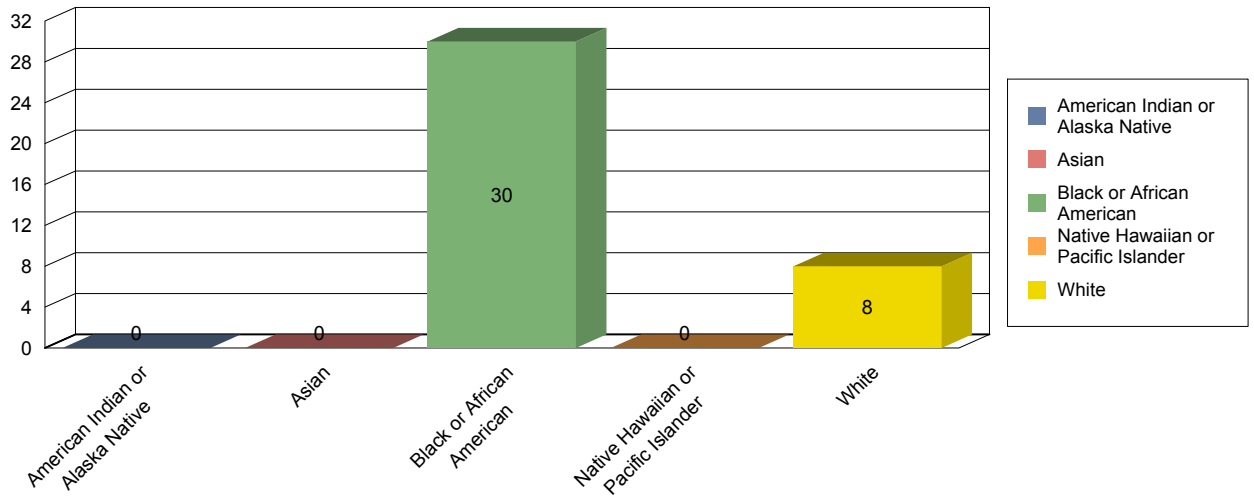
distribution of services



<b>Gender</b>	<b>Children (0-17)</b>	<b>Adults (18 &amp; up)</b>
Male	11	14
Female	27	24
<b>Total</b>	<b>38</b>	<b>38</b>

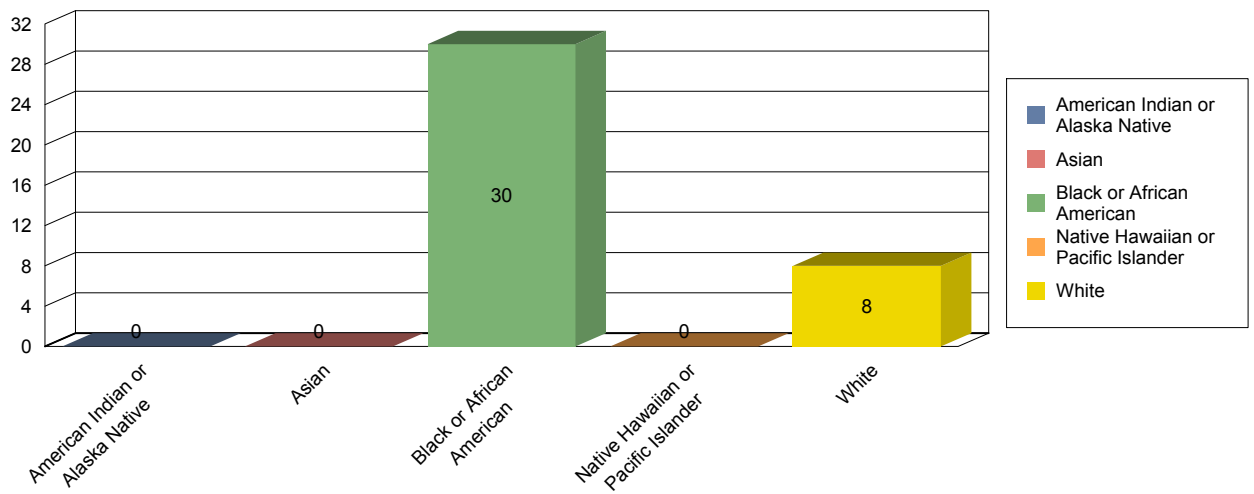
**Distribution of services by Race**

**Children (0-17 yrs old)**



**Adults (18 yrs and older)**

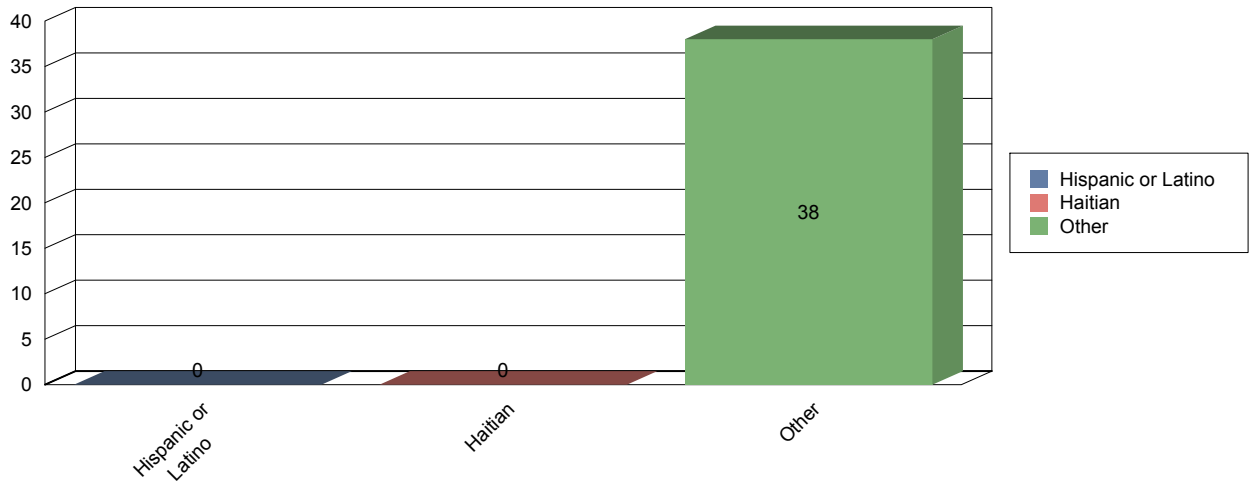
distribution of services



Race	Children (0-17)	Adults (18 & up)
American Indian or Alaska Native	0	0
Asian	0	0
Black or African American	30	30
Native Hawaiian or Pacific Islander	0	0
White	8	8
<b>Total</b>	<b>38</b>	<b>38</b>

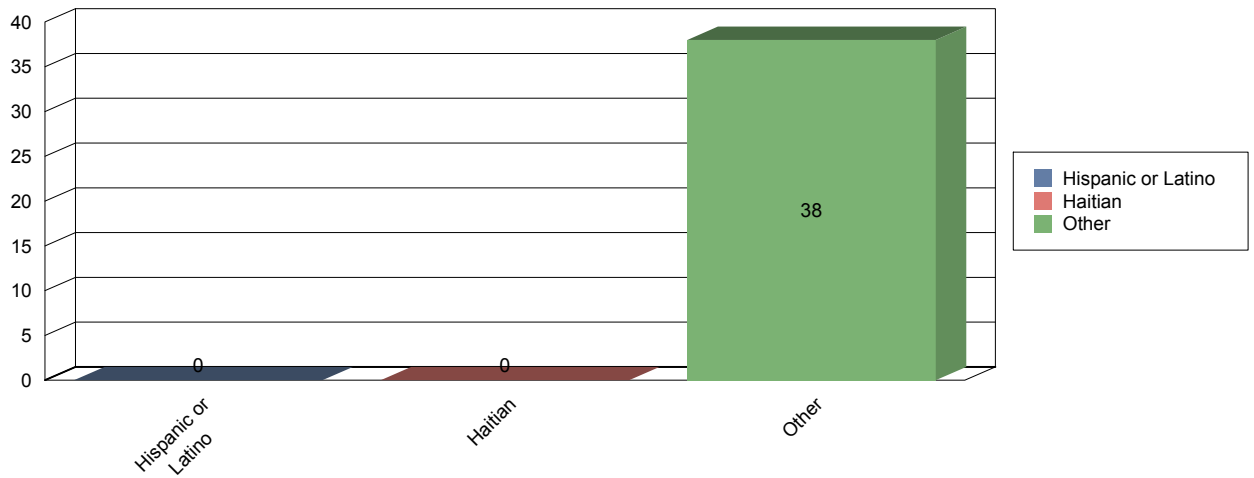
**Distribution of services by Ethnicity**

**Children (0-17 yrs old)**



**Adults (18 yrs and older)**

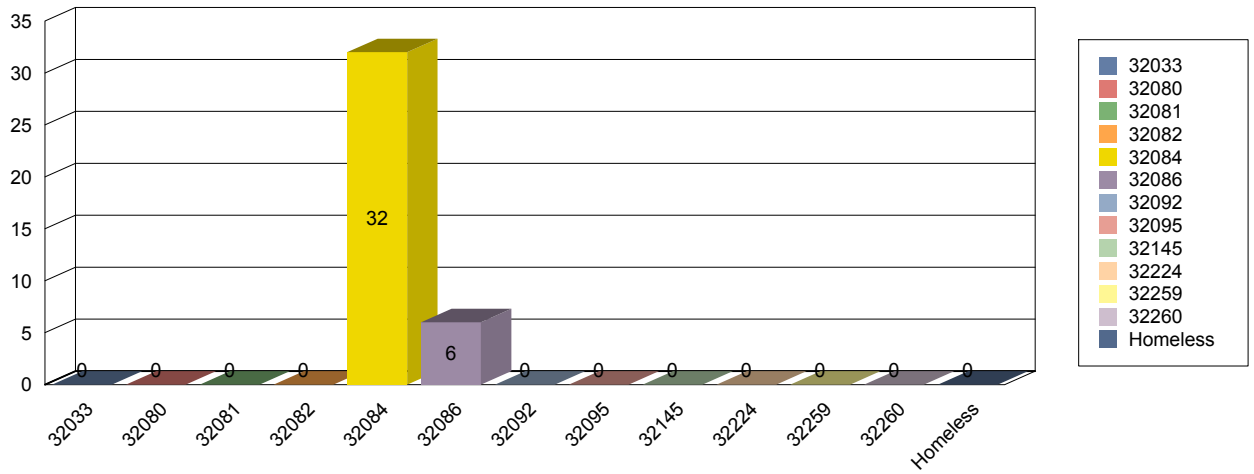
distribution of services



<b>Ethnicity</b>	<b>Children (0-17)</b>	<b>Adults (18 &amp; up)</b>
Hispanic or Latino	0	0
Haitian	0	0
Other	38	38
<b>Total</b>	<b>38</b>	<b>38</b>

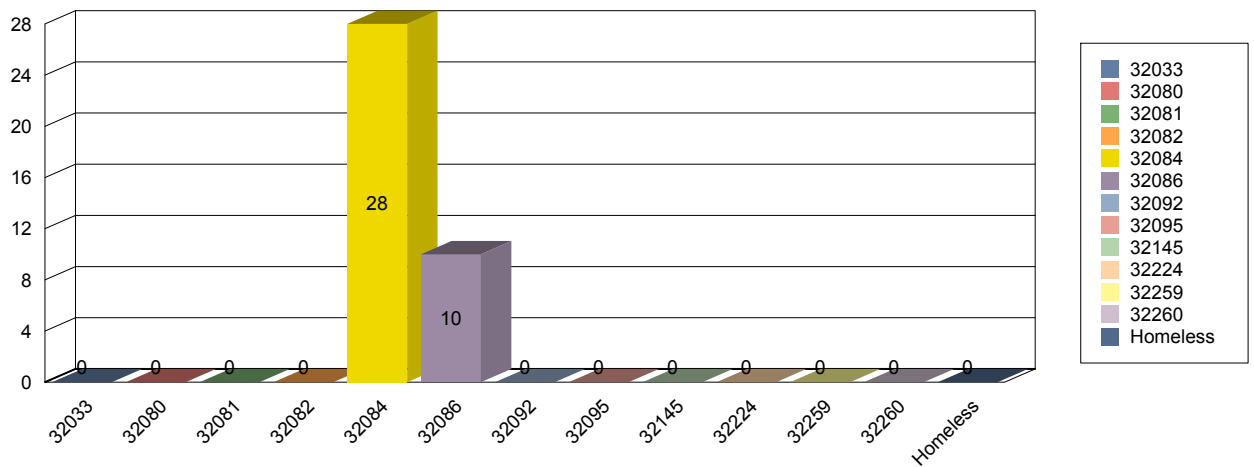
Distribution of services by Legal Residence At Referral

Children (0-17 yrs old)



Adults (18 yrs and older)

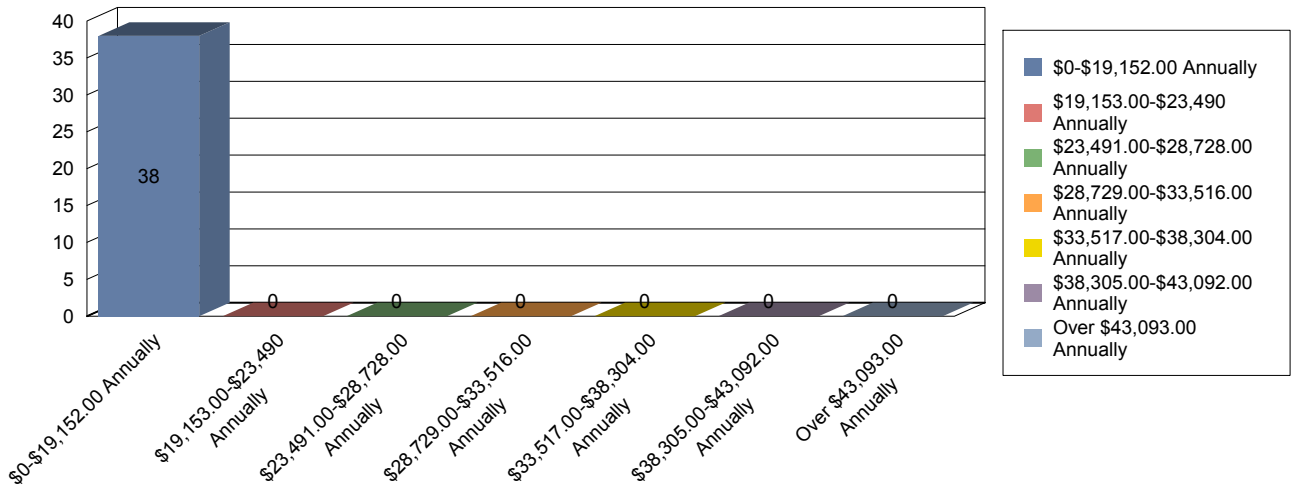
distribution of services



Legal Residence At Referral	Children (0-17)	Adults (18 & up)
32033	0	0
32080	0	0
32081	0	0
32082	0	0
32084	32	28
32086	6	10
32092	0	0
32095	0	0
32145	0	0
32224	0	0
32259	0	0
32260	0	0
Homeless	0	0
<b>Total</b>	<b>38</b>	<b>38</b>

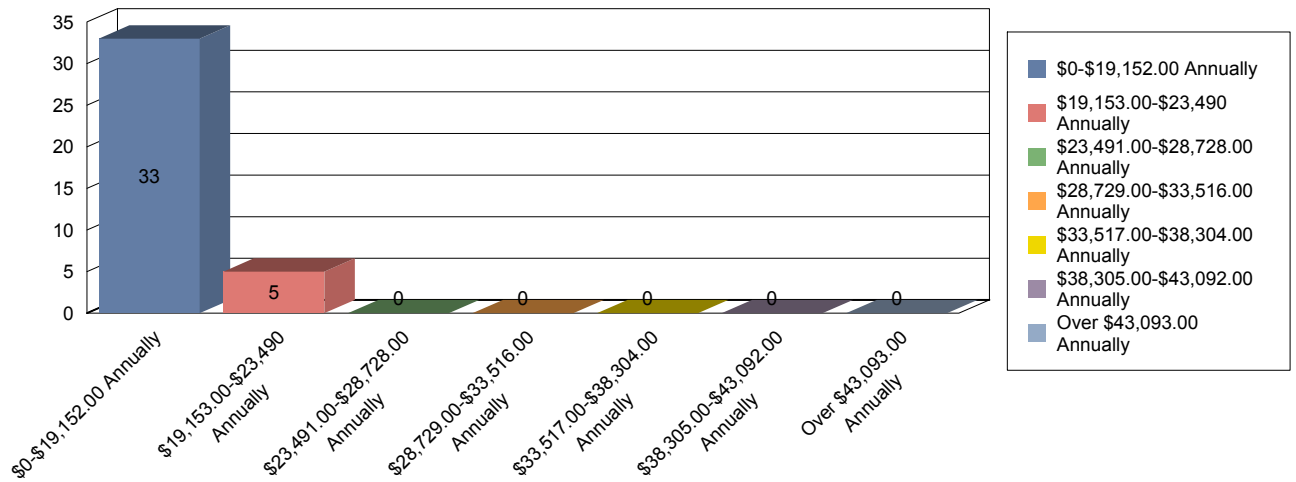
Distribution of services by Annual Income Level

Children (0-17 yrs old)



Adults (18 yrs and older)

distribution of services



Annual Income Level	Children (0-17)	Adults (18 & up)
\$0-\$19,152.00 Annualy	38	33
\$19,153.00-\$23,490 Annualy	0	5
\$23,491.00-\$28,728.00 Annualy	0	0
\$28,729.00-\$33,516.00 Annualy	0	0
\$33,517.00-\$38,304.00 Annualy	0	0
\$38,305.00-\$43,092.00 Annualy	0	0
Over \$43,093.00 Annualy	0	0
<b>Total</b>	<b>38</b>	<b>38</b>