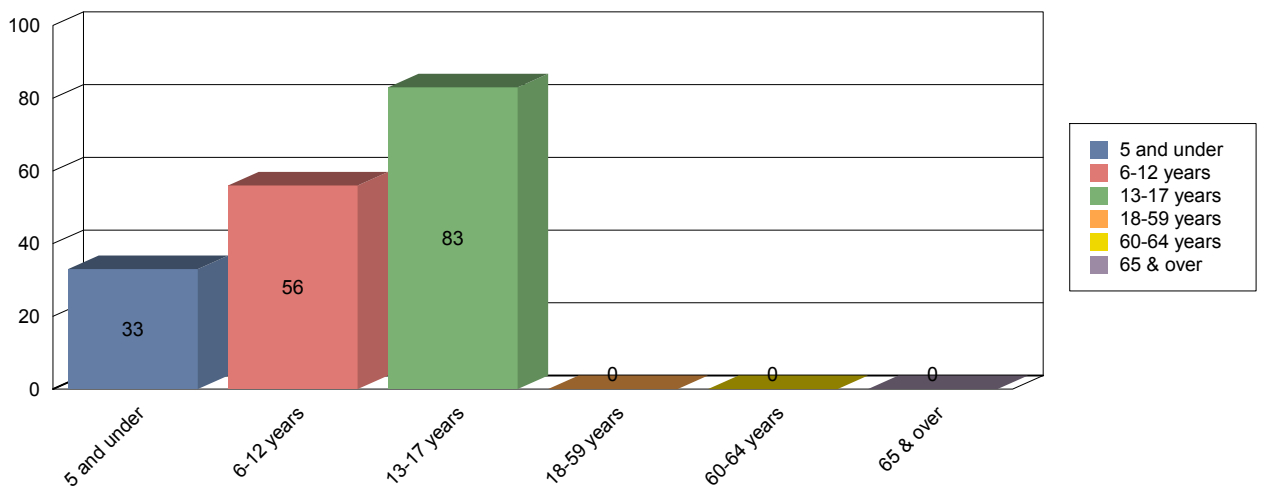


**DEMOGRAPHICS OF CLIENTS SERVED IN PROGRAM**

**Agency:** Northeast Florida Community Action Agency  
**Program:** Emergency Services/Youth Development  
**Program Activity Period:** 10/01/2008 - 9/30/2009  
**Report Unit:** clients served  
**Reporting Period:** 10/01/2008 - 09/30/2009

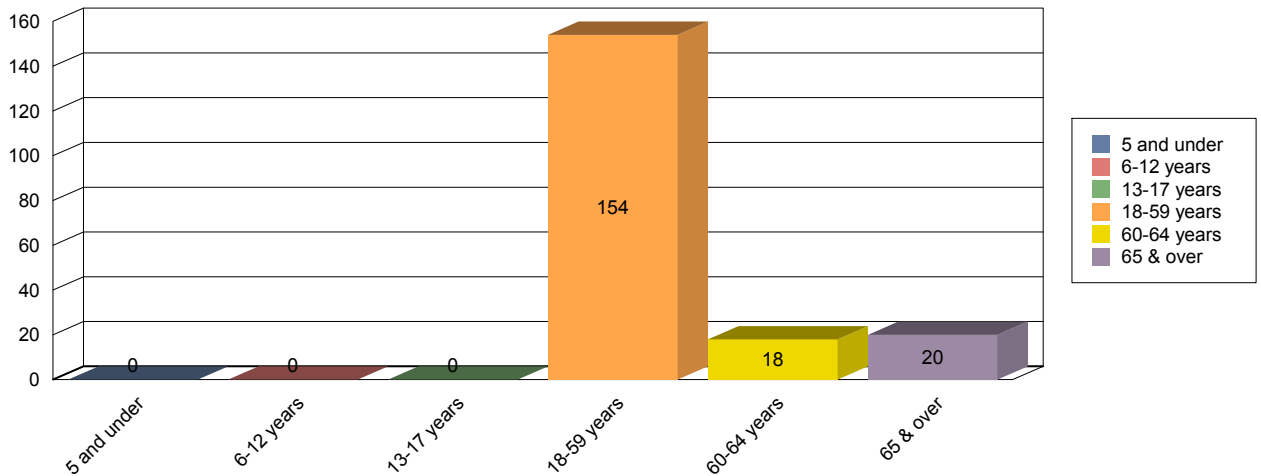
**Distribution of services by Age Group**

**Children (0-17 yrs old)**



**Adults (18 yrs and older)**

distribution of services

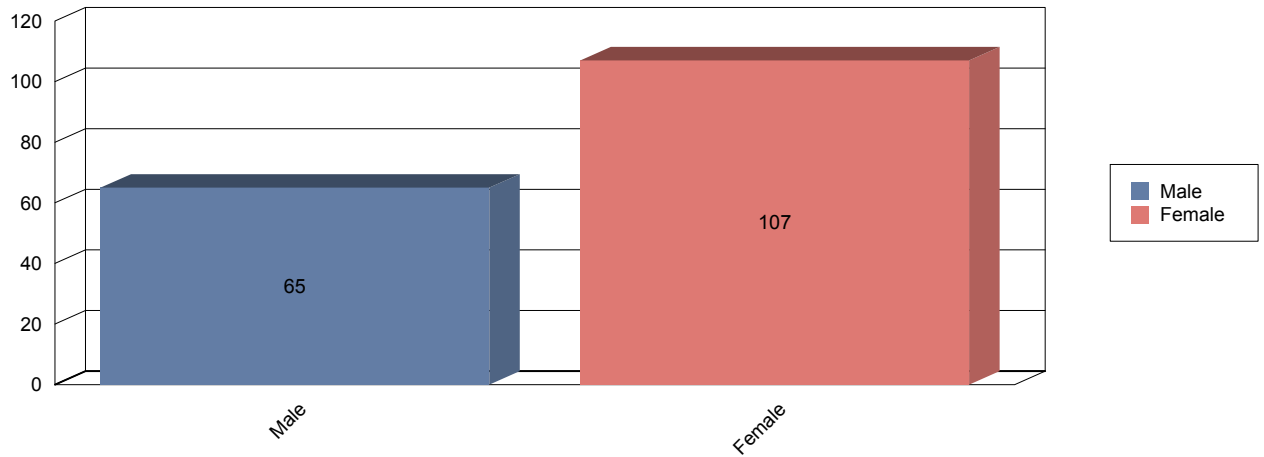


Age Group	Children (0-17)	Adults (18 & up)
5 and under	33	
6-12 years	56	

	13-17 years	83	
	18-59 years		154
	60-64 years		18
	65 & over		20
	<b>Total</b>	<b>172</b>	<b>192</b>

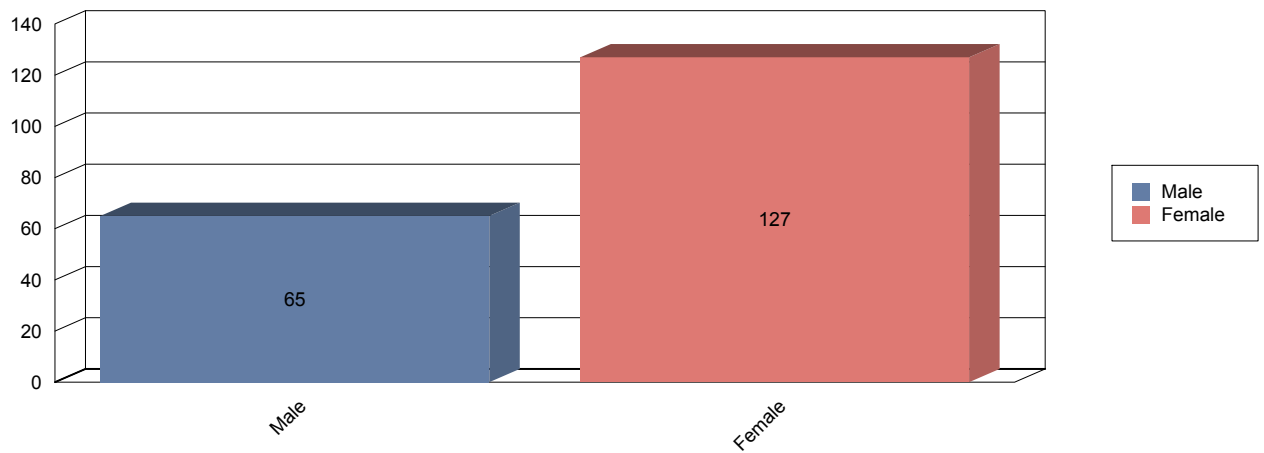
**Distribution of services by Gender**

**Children (0-17 yrs old)**



**Adults (18 yrs and older)**

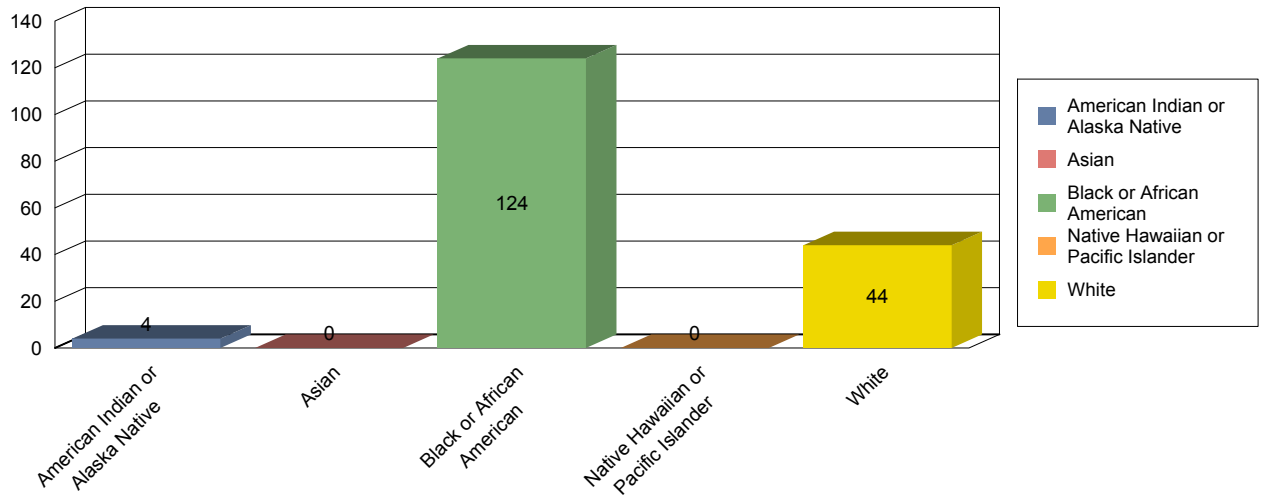
distribution of services



<b>Gender</b>	<b>Children (0-17)</b>	<b>Adults (18 &amp; up)</b>
Male	65	65
Female	107	127
<b>Total</b>	<b>172</b>	<b>192</b>

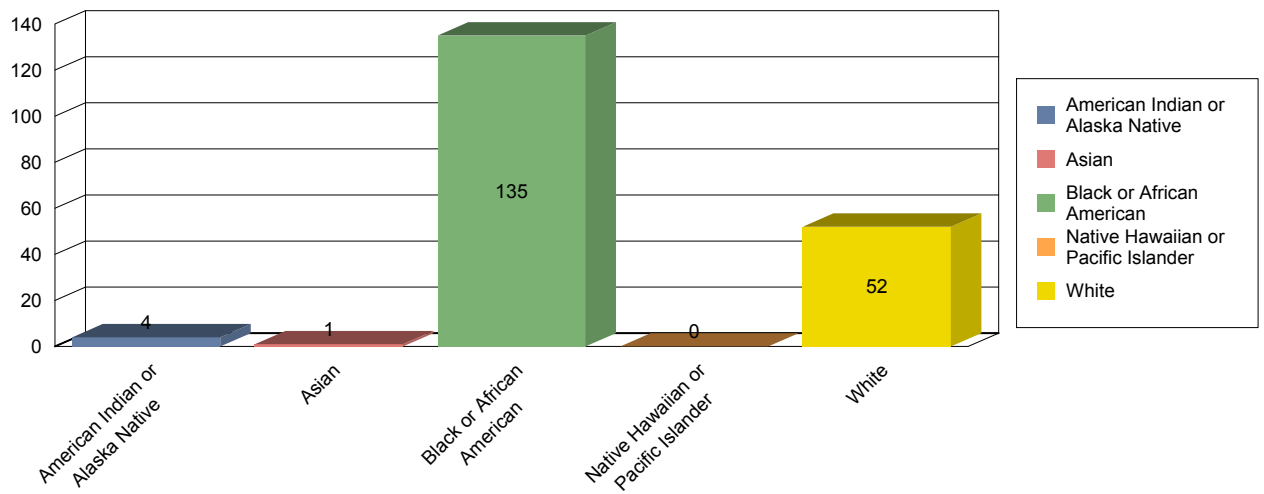
**Distribution of services by Race**

**Children (0-17 yrs old)**



**Adults (18 yrs and older)**

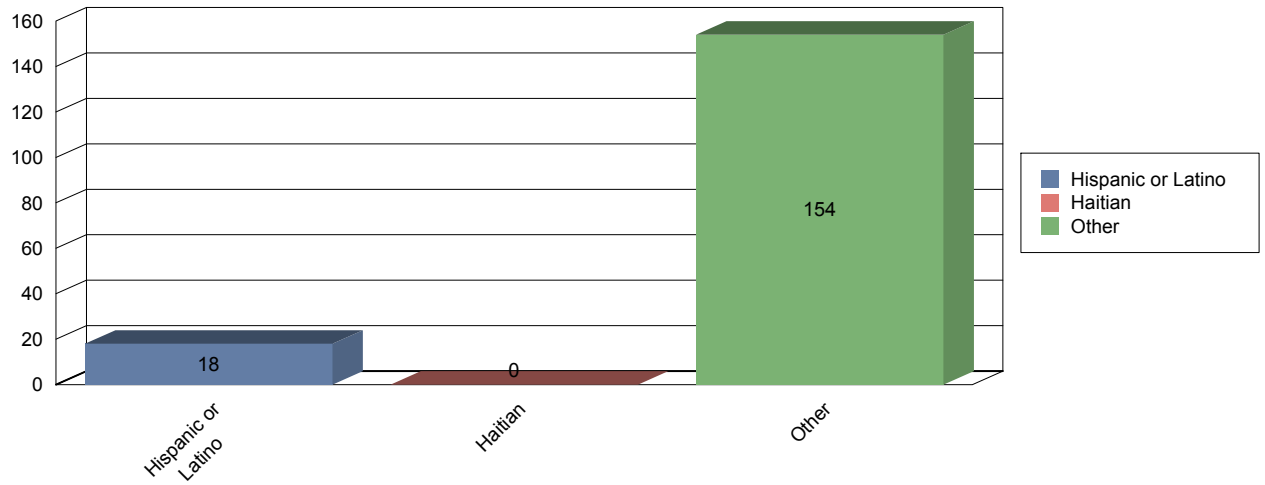
distribution of services



<b>Race</b>	<b>Children (0-17)</b>	<b>Adults (18 &amp; up)</b>
American Indian or Alaska Native	4	4
Asian	0	1
Black or African American	124	135
Native Hawaiian or Pacific Islander	0	0
White	44	52
<b>Total</b>	<b>172</b>	<b>192</b>

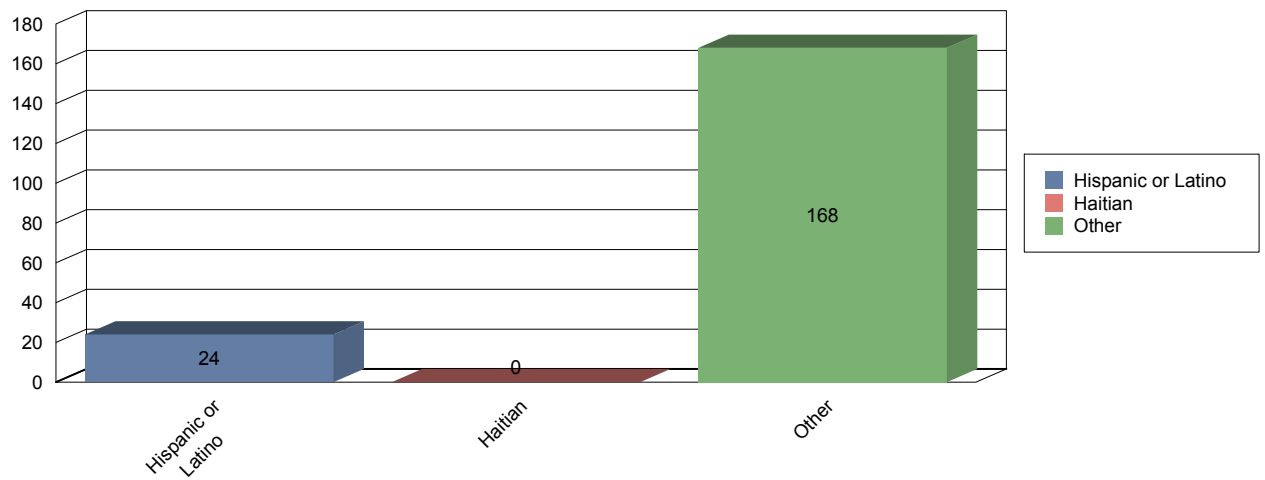
**Distribution of services by Ethnicity**

**Children (0-17 yrs old)**



**Adults (18 yrs and older)**

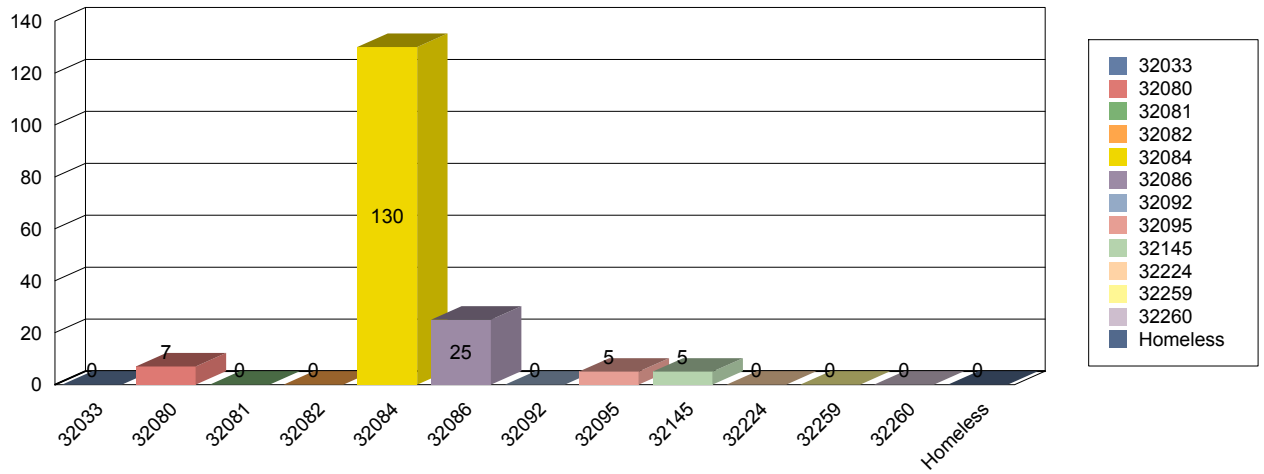
distribution of services



<b>Ethnicity</b>	<b>Children (0-17)</b>	<b>Adults (18 &amp; up)</b>
Hispanic or Latino	18	24
Haitian	0	0
Other	154	168
<b>Total</b>	<b>172</b>	<b>192</b>

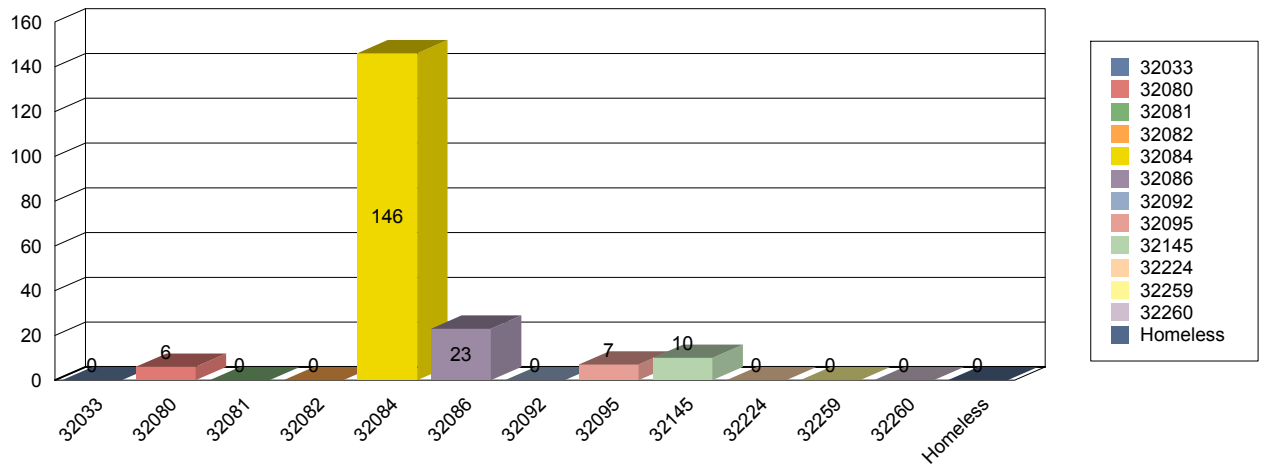
**Distribution of services by Legal Residence At Referral**

**Children (0-17 yrs old)**



**Adults (18 yrs and older)**

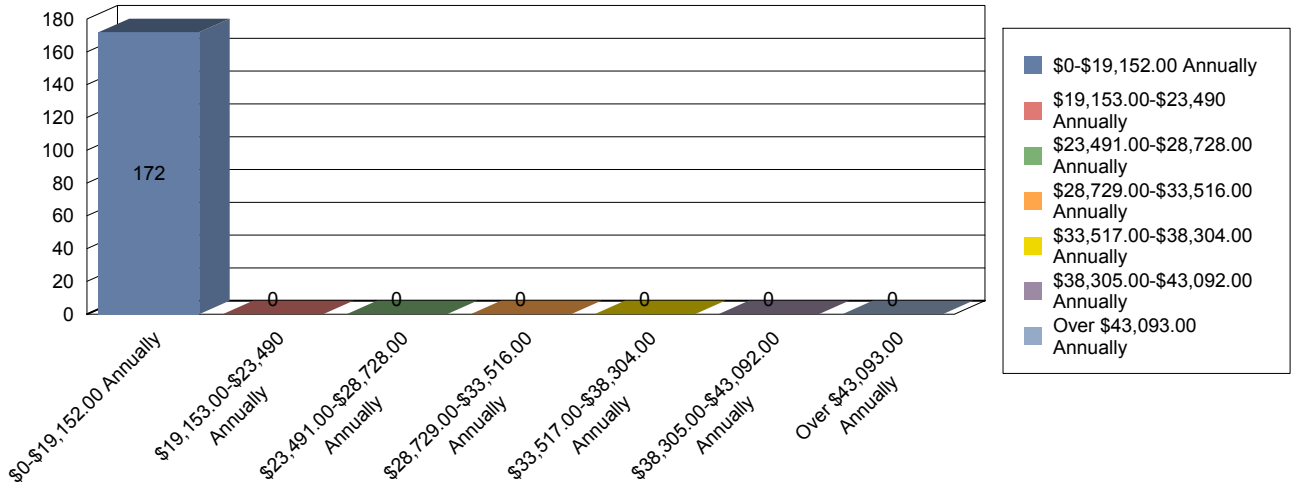
distribution of services



Legal Residence At Referral	Children (0-17)	Adults (18 & up)
32033	0	0
32080	7	6
32081	0	0
32082	0	0
32084	130	146
32086	25	23
32092	0	0
32095	5	7
32145	5	10
32224	0	0
32259	0	0
32260	0	0
Homeless	0	0
<b>Total</b>	<b>172</b>	<b>192</b>

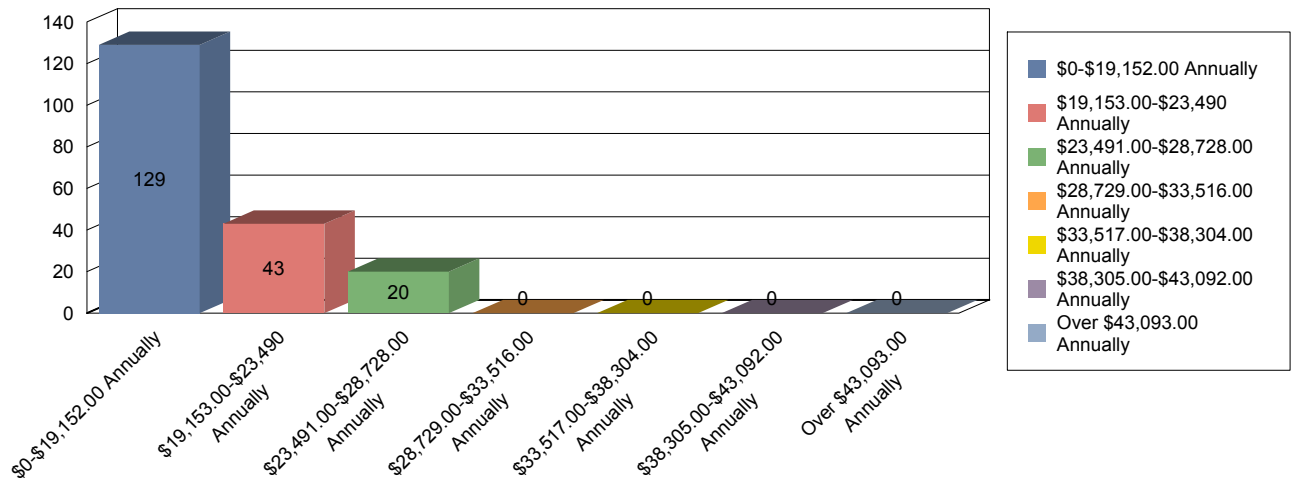
Distribution of services by Annual Income Level

Children (0-17 yrs old)



Adults (18 yrs and older)

distribution of services



Annual Income Level	Children (0-17)	Adults (18 & up)
\$0-\$19,152.00 Annually	172	129
\$19,153.00-\$23,490 Annually	0	43
\$23,491.00-\$28,728.00 Annually	0	20
\$28,729.00-\$33,516.00 Annually	0	0
\$33,517.00-\$38,304.00 Annually	0	0
\$38,305.00-\$43,092.00 Annually	0	0
Over \$43,093.00 Annually	0	0
<b>Total</b>	<b>172</b>	<b>192</b>