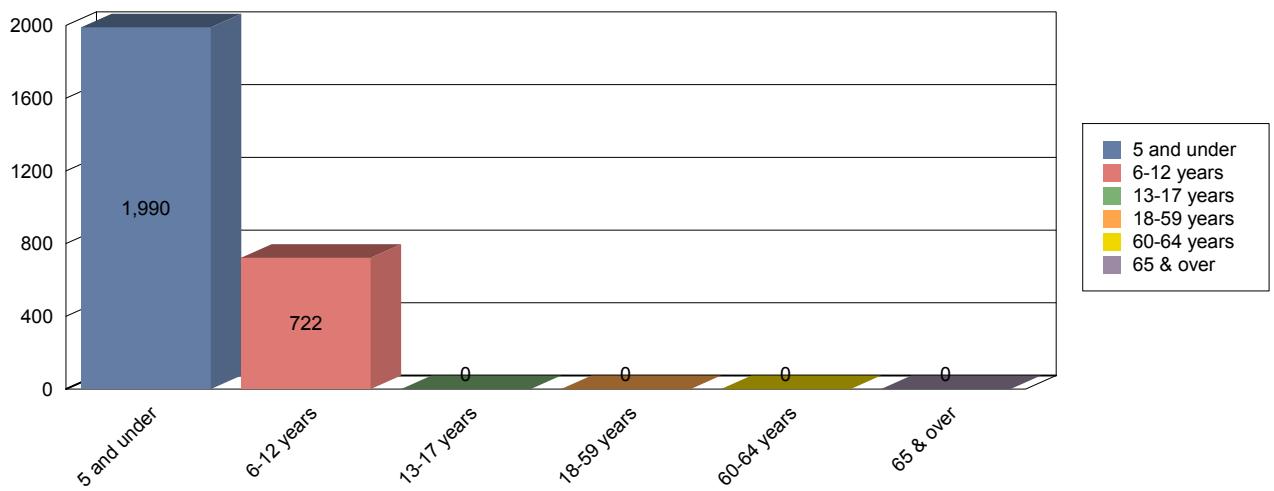


DEMOGRAPHICS OF CLIENTS SERVED IN PROGRAM

Agency: Early Learning Coalition
 Program: Child Care Services
 Program Activity Period: 10/01/2008 - 9/30/2009
 Report Unit: child clients served
 Reporting Period: 10/01/2008 - 09/30/2009

Distribution of services by Age Group

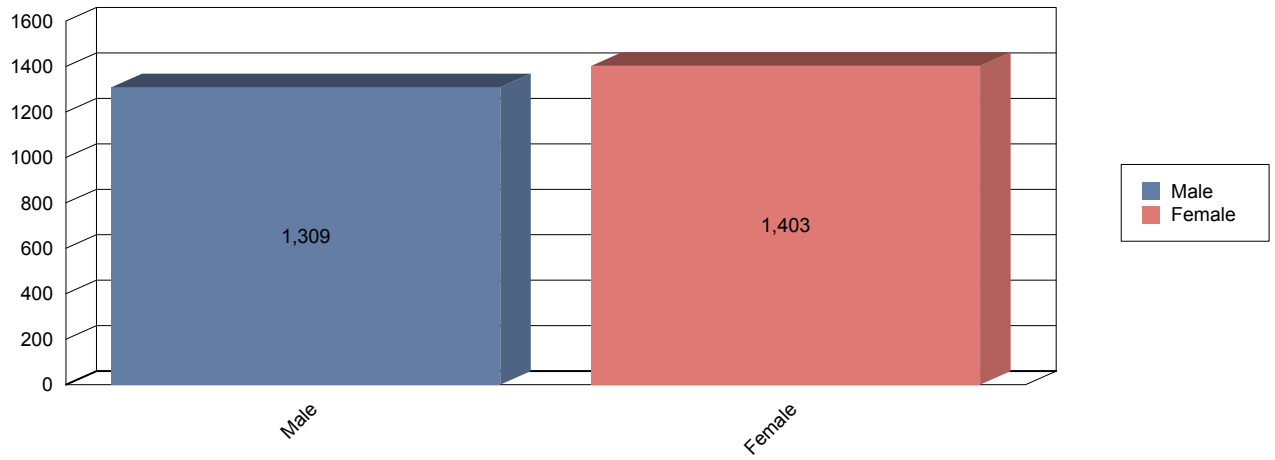
Children (0-17 yrs old)



Age Group	Children (0-17)	Adults (18 & up)
5 and under	1,990	
6-12 years	722	
13-17 years	0	
18-59 years		0
60-64 years		0
65 & over		0
Total	2712	0

Distribution of services by Gender

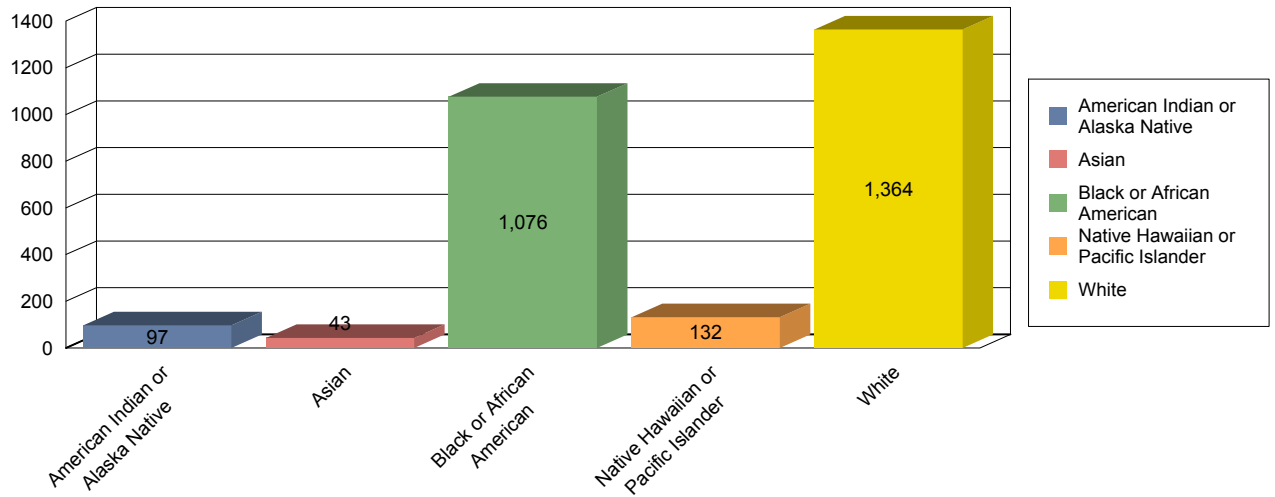
Children (0-17 yrs old)



Gender	Children (0-17)	Adults (18 & up)
Male	1,309	0
Female	1,403	0
Total	2712	0

Distribution of services by Race

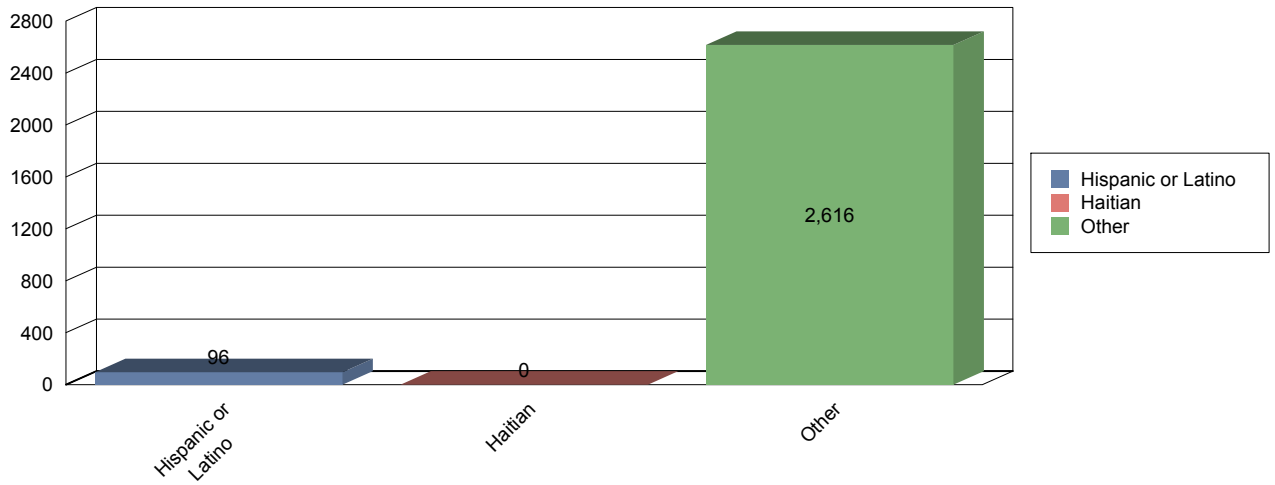
Children (0-17 yrs old)



Race	Children (0-17)	Adults (18 & up)
American Indian or Alaska Native	97	0
Asian	43	0
Black or African American	1,076	0
Native Hawaiian or Pacific Islander	132	0
White	1,364	0
Total	2712	0

Distribution of services by Ethnicity

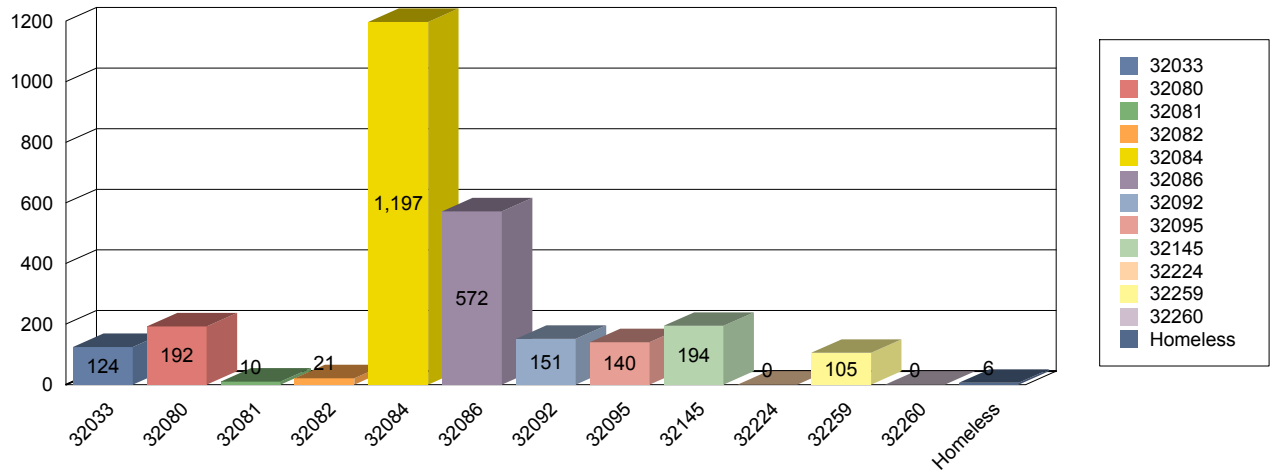
Children (0-17 yrs old)



Ethnicity	Children (0-17)	Adults (18 & up)
Hispanic or Latino	96	0
Haitian	0	0
Other	2,616	0
Total	2712	0

Distribution of services by Legal Residence At Referral

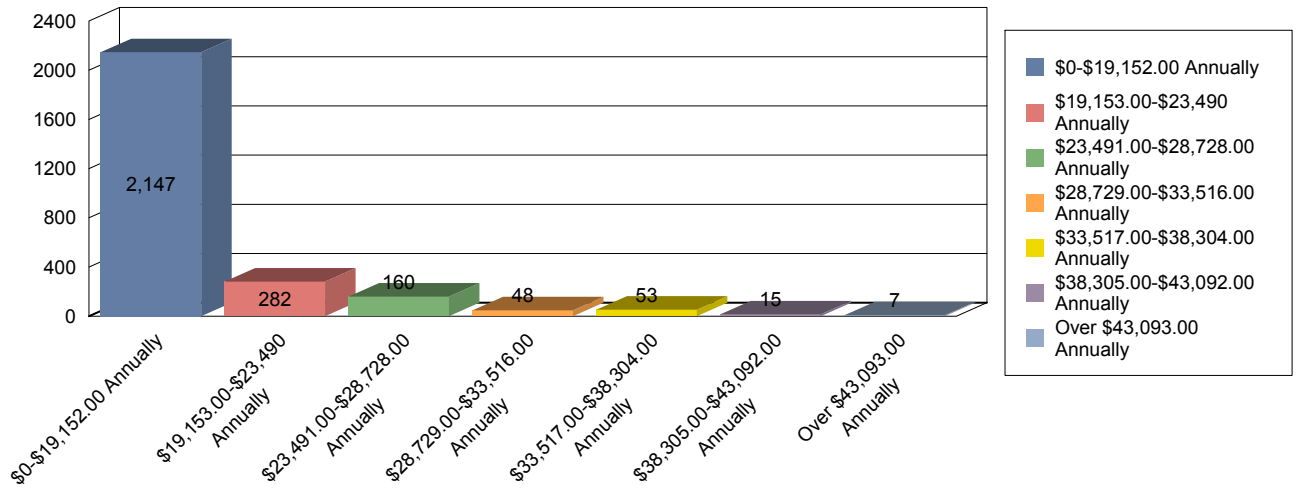
Children (0-17 yrs old)



Legal Residence At Referral	Children (0-17)	Adults (18 & up)
32033	124	0
32080	192	0
32081	10	0
32082	21	0
32084	1,197	0
32086	572	0
32092	151	0
32095	140	0
32145	194	0
32224	0	0
32259	105	0
32260	0	0
Homeless	6	0
Total	2712	0

Distribution of services by Annual Income Level

Children (0-17 yrs old)



Annual Income Level	Children (0-17)	Adults (18 & up)
\$0-\$19,152.00 Annually	2,147	0
\$19,153.00-\$23,490 Annually	282	0
\$23,491.00-\$28,728.00 Annually	160	0
\$28,729.00-\$33,516.00 Annually	48	0
\$33,517.00-\$38,304.00 Annually	53	0
\$38,305.00-\$43,092.00 Annually	15	0
Over \$43,093.00 Annually	7	0
Total	2712	0