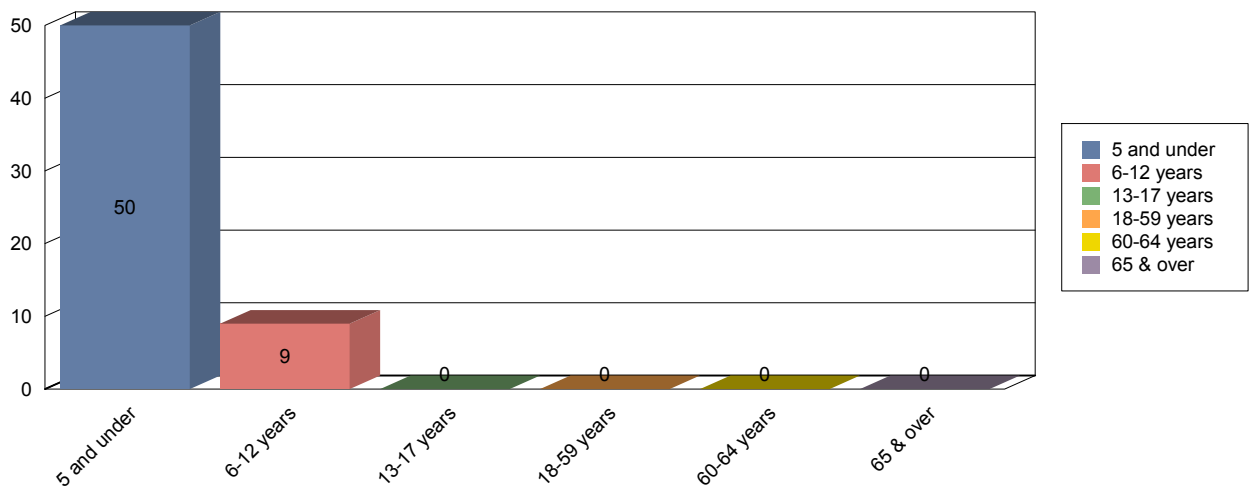


**DEMOGRAPHICS OF CLIENTS SERVED IN PROGRAM**

**Agency:** St Francis House  
**Program:** Client Support Services  
**Program Activity Period:** 10/01/2008 - 9/30/2009  
**Report Unit:** clients served  
**Reporting Period:** 10/01/2008 - 09/30/2009

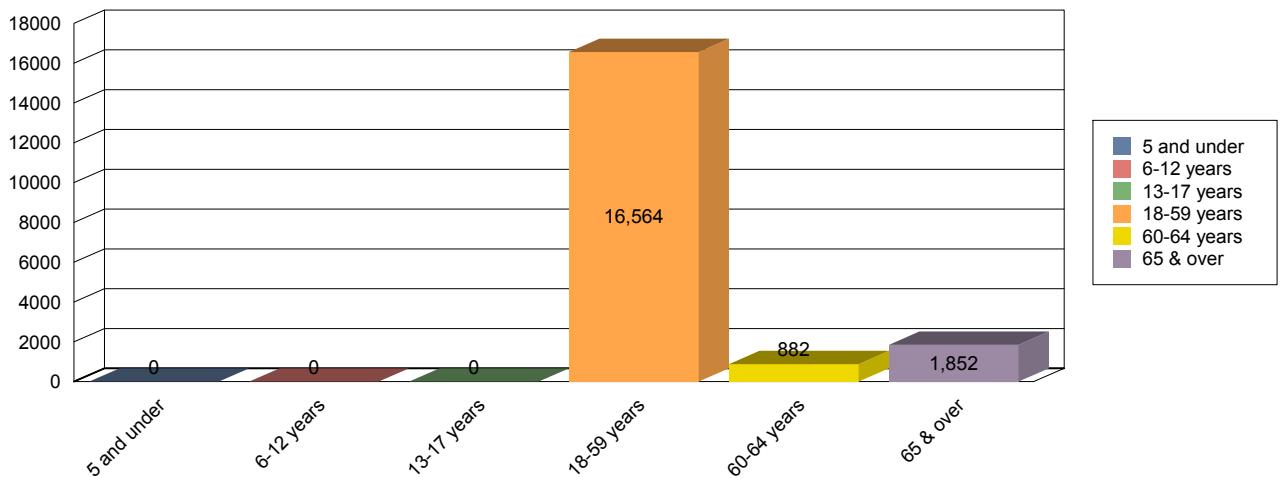
**Distribution of services by Age Group**

**Children (0-17 yrs old)**



**Adults (18 yrs and older)**

distribution of services

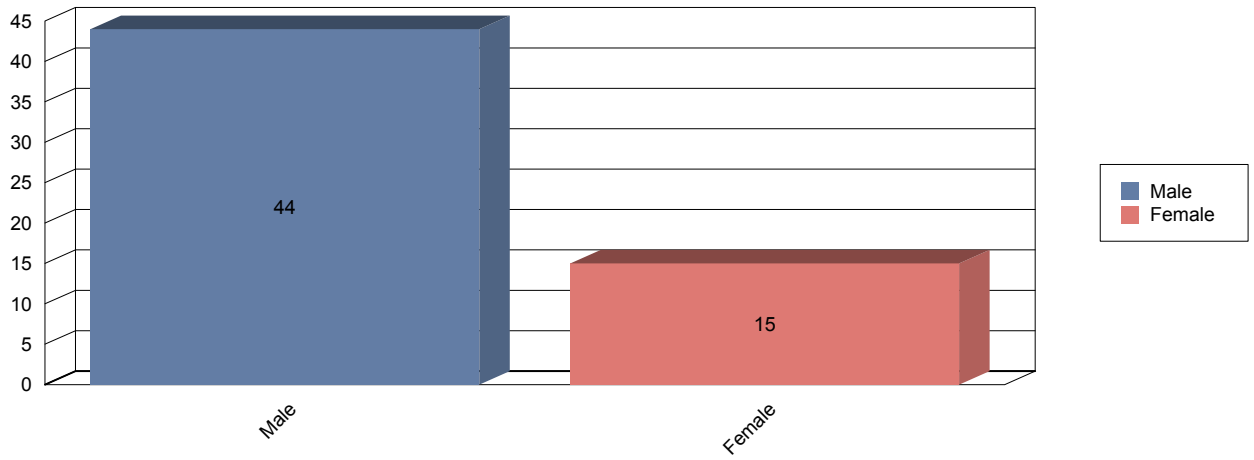


Age Group	Children (0-17)	Adults (18 & up)
5 and under	50	
6-12 years	9	

	13-17 years	0	
	18-59 years		16,564
	60-64 years		882
	65 & over		1,852
	<b>Total</b>	<b>59</b>	<b>19298</b>

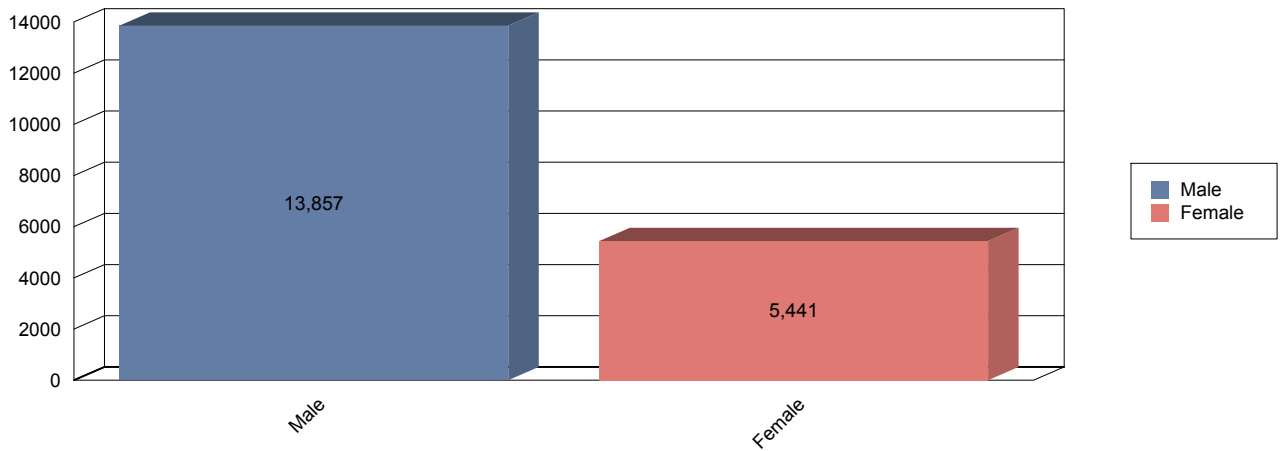
**Distribution of services by Gender**

**Children (0-17 yrs old)**



**Adults (18 yrs and older)**

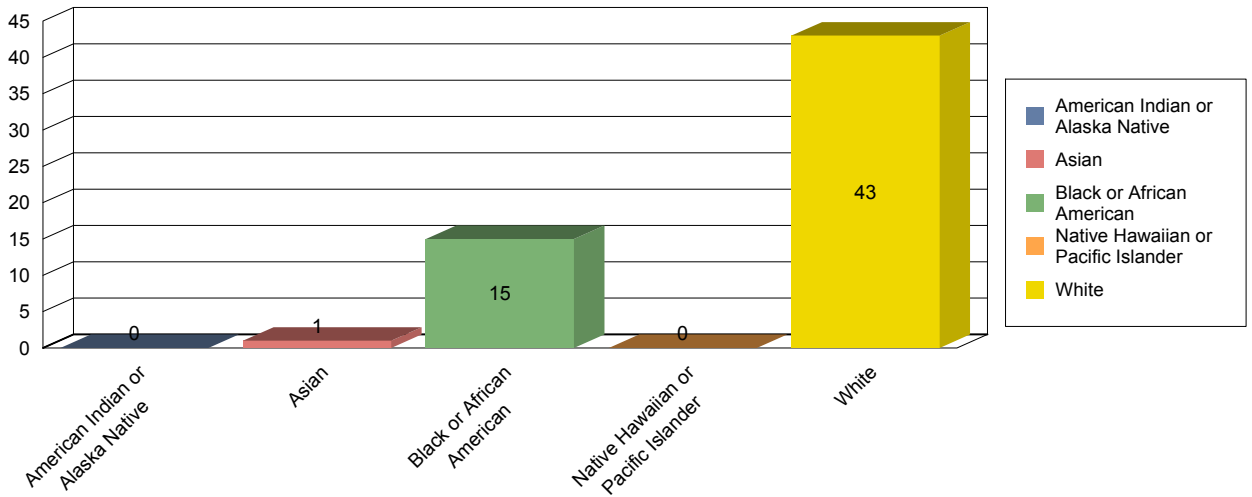
distribution of services



<b>Gender</b>	<b>Children (0-17)</b>	<b>Adults (18 &amp; up)</b>
Male	44	13,857
Female	15	5,441
<b>Total</b>	<b>59</b>	<b>19298</b>

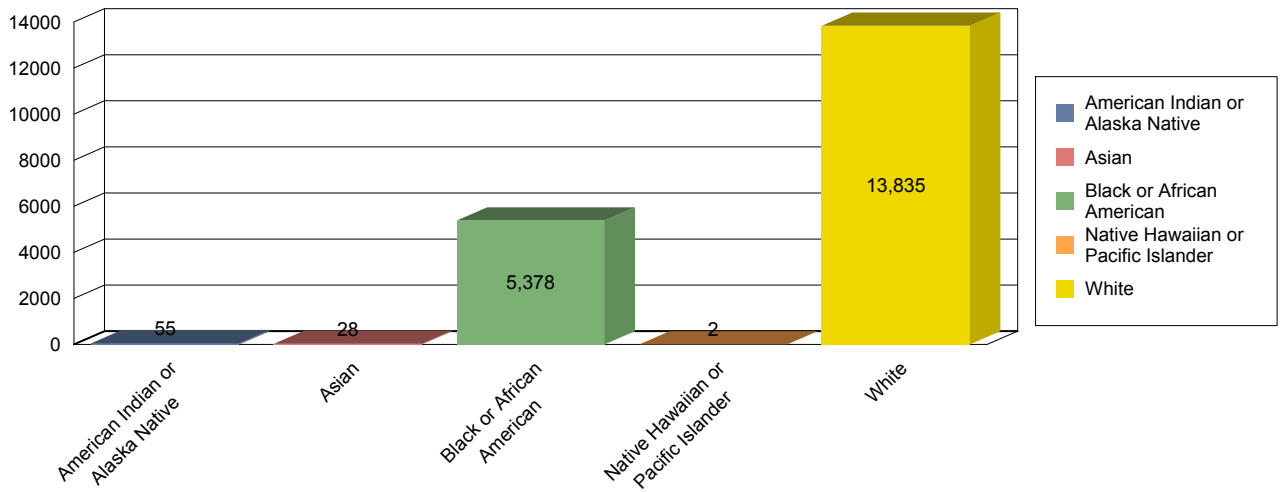
**Distribution of services by Race**

**Children (0-17 yrs old)**



**Adults (18 yrs and older)**

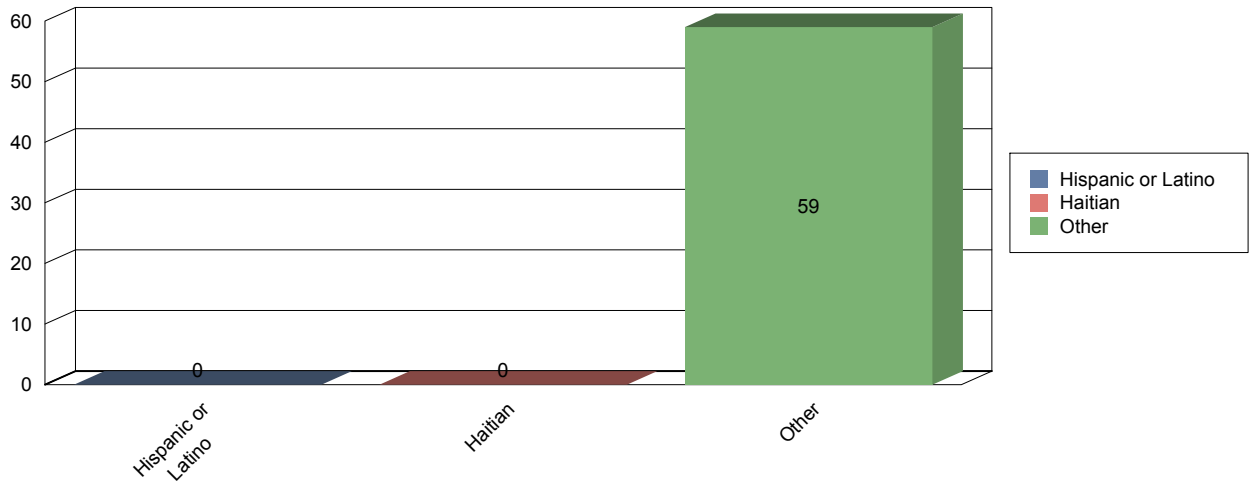
distribution of services



Race	Children (0-17)	Adults (18 & up)
American Indian or Alaska Native	0	55
Asian	1	28
Black or African American	15	5,378
Native Hawaiian or Pacific Islander	0	2
White	43	13,835
<b>Total</b>	<b>59</b>	<b>19298</b>

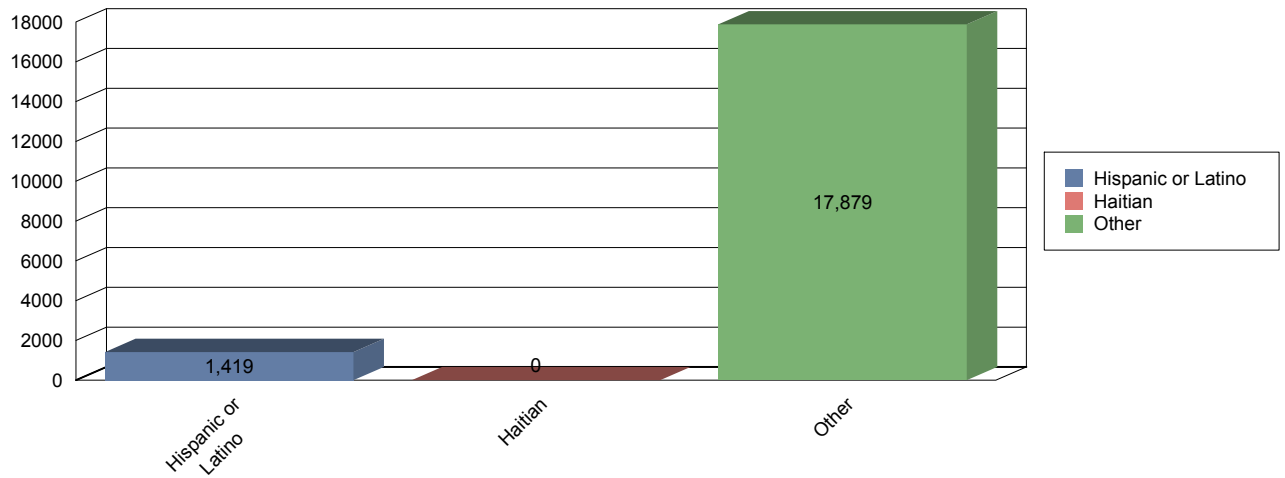
**Distribution of services by Ethnicity**

**Children (0-17 yrs old)**



**Adults (18 yrs and older)**

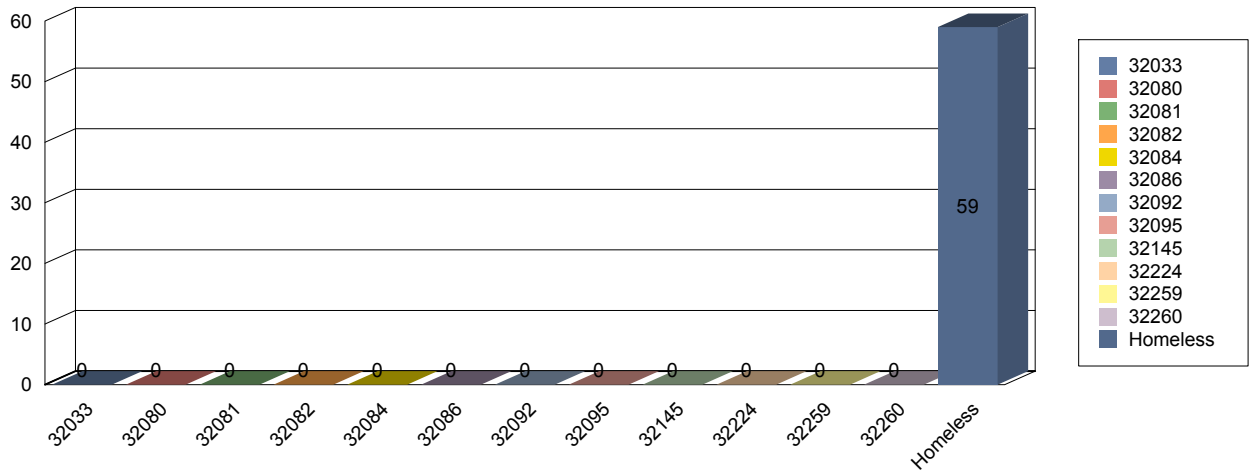
distribution of services



<b>Ethnicity</b>	<b>Children (0-17)</b>	<b>Adults (18 &amp; up)</b>
Hispanic or Latino	0	1,419
Haitian	0	0
Other	59	17,879
<b>Total</b>	<b>59</b>	<b>19298</b>

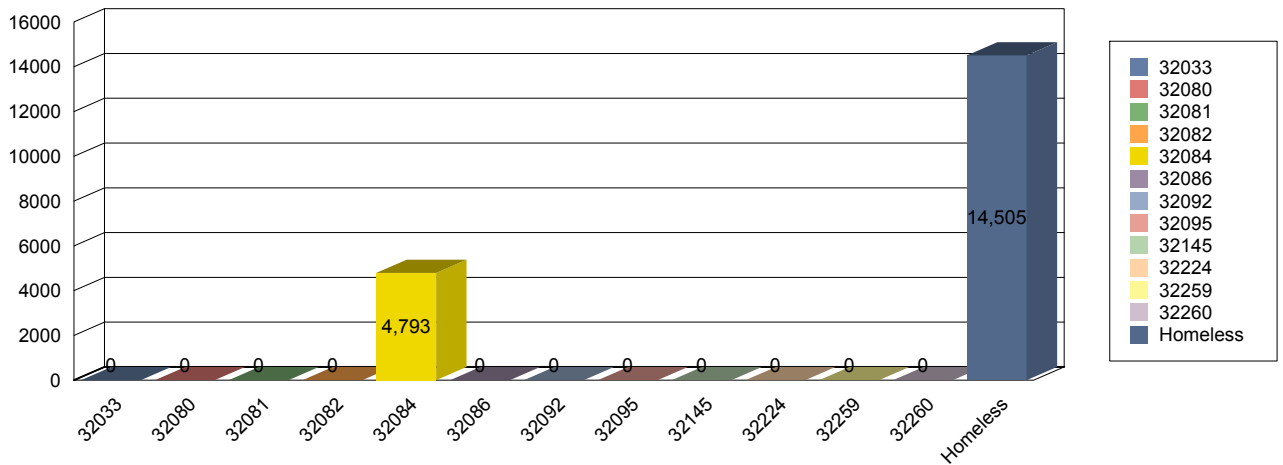
**Distribution of services by Legal Residence At Referral**

**Children (0-17 yrs old)**



**Adults (18 yrs and older)**

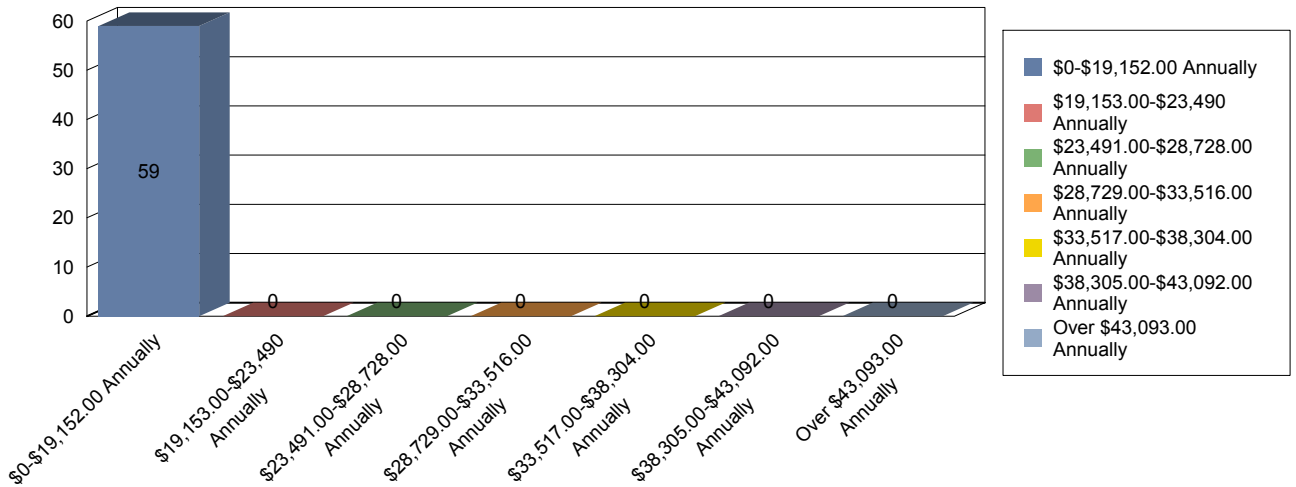
distribution of services



Legal Residence At Referral	Children (0-17)	Adults (18 & up)
32033	0	0
32080	0	0
32081	0	0
32082	0	0
32084	0	4,793
32086	0	0
32092	0	0
32095	0	0
32145	0	0
32224	0	0
32259	0	0
32260	0	0
Homeless	59	14,505
<b>Total</b>	<b>59</b>	<b>19298</b>

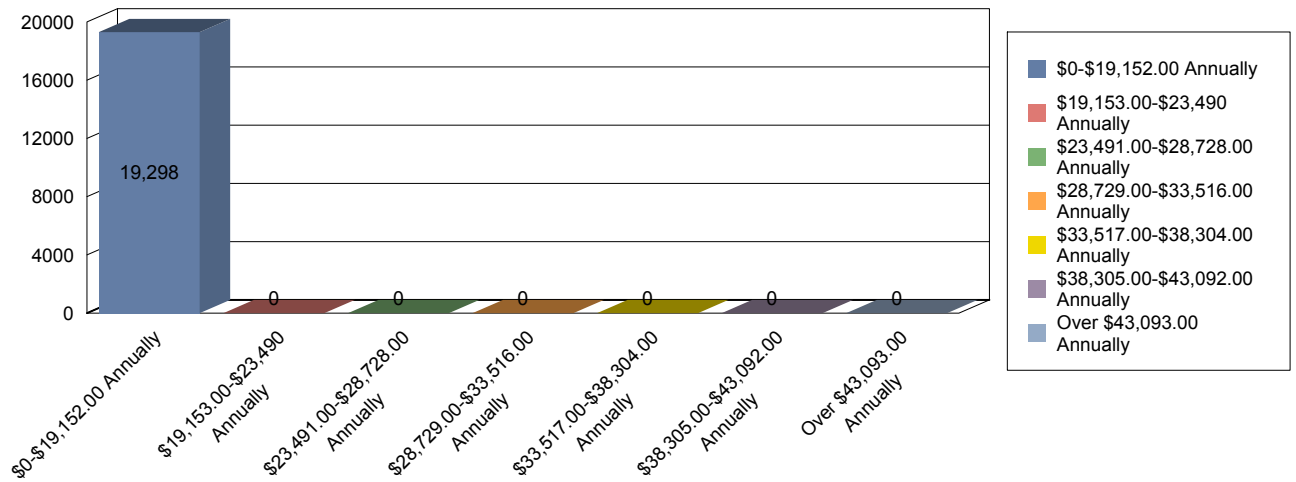
Distribution of services by Annual Income Level

Children (0-17 yrs old)



Adults (18 yrs and older)

distribution of services



Annual Income Level	Children (0-17)	Adults (18 & up)
\$0-\$19,152.00 Annualy	59	19,298
\$19,153.00-\$23,490 Annualy	0	0
\$23,491.00-\$28,728.00 Annualy	0	0
\$28,729.00-\$33,516.00 Annualy	0	0
\$33,517.00-\$38,304.00 Annualy	0	0
\$38,305.00-\$43,092.00 Annualy	0	0
Over \$43,093.00 Annualy	0	0
<b>Total</b>	<b>59</b>	<b>19298</b>