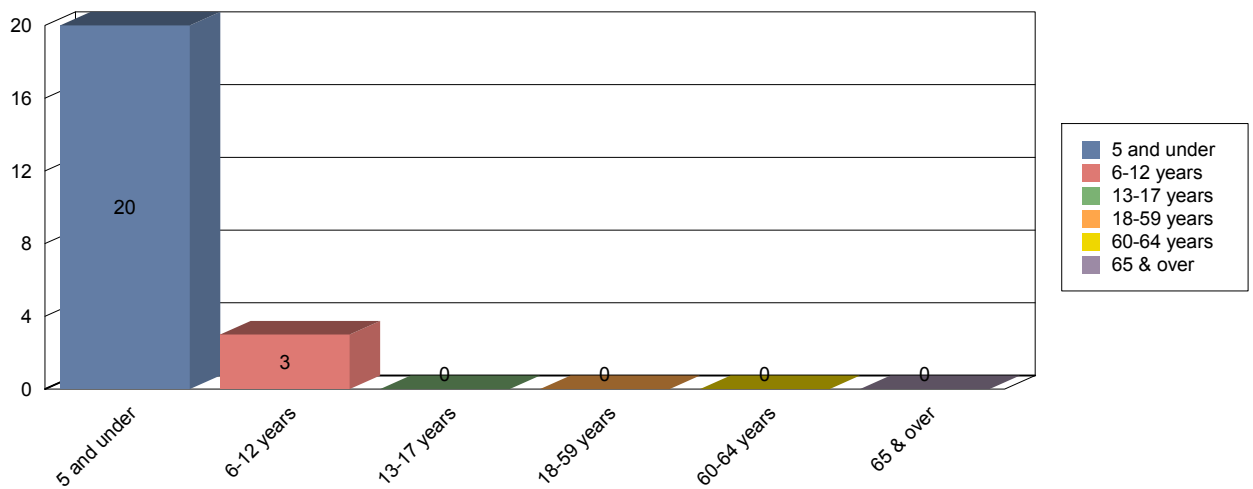


**DEMOGRAPHICS OF CLIENTS SERVED IN PROGRAM**

Agency: St Francis House  
 Program: Emergency Shelter  
 Program Activity Period: 10/01/2008 - 9/30/2009  
 Report Unit: days served  
 Reporting Period: 10/01/2008 - 09/30/2009

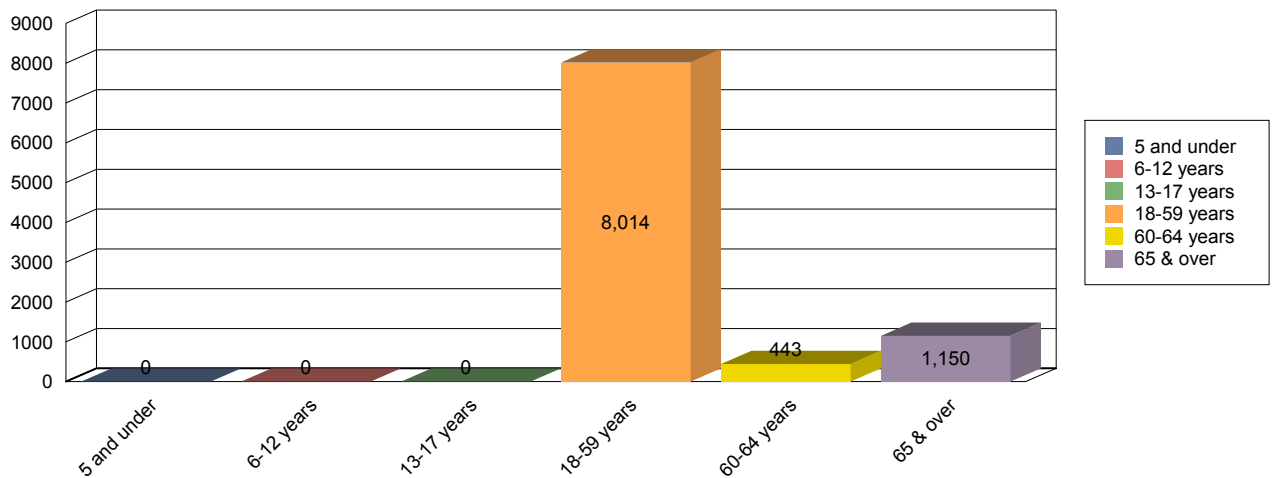
**Distribution of services by Age Group**

**Children (0-17 yrs old)**



**Adults (18 yrs and older)**

distribution of services

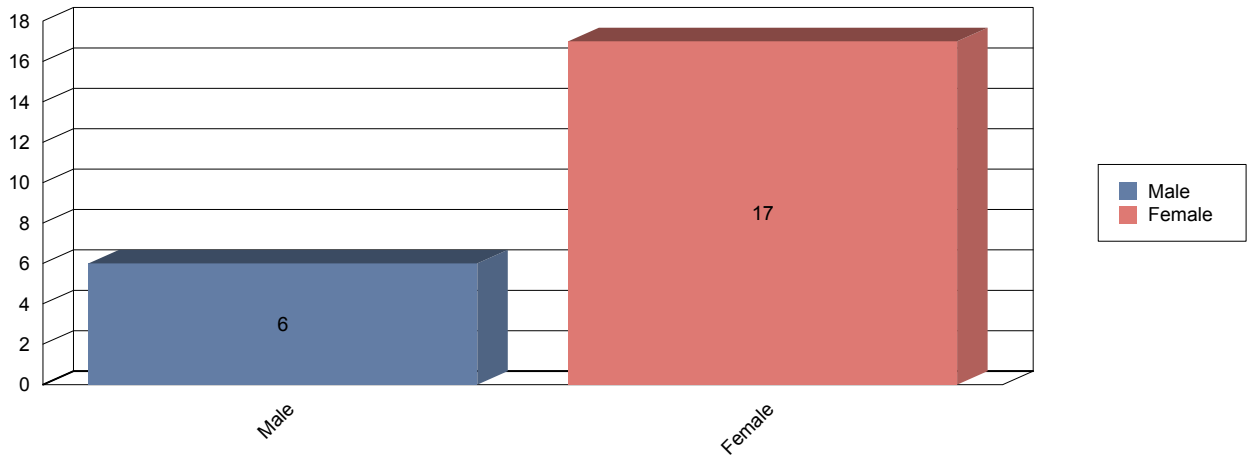


Age Group	Children (0-17)	Adults (18 & up)
5 and under	20	
6-12 years	3	

13-17 years	0	
18-59 years		8,014
60-64 years		443
65 & over		1,150
<b>Total</b>	<b>23</b>	<b>9607</b>

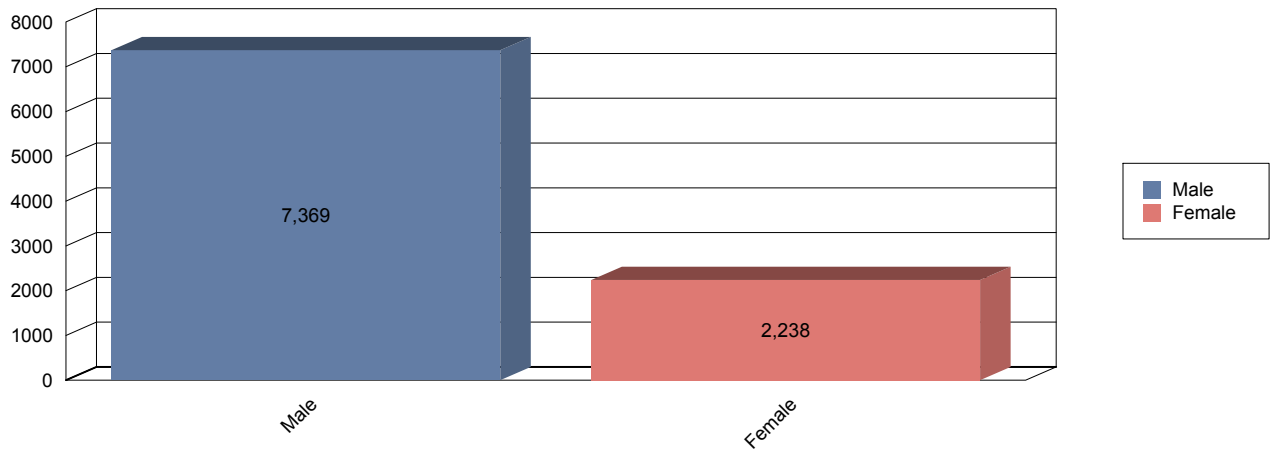
**Distribution of services by Gender**

**Children (0-17 yrs old)**



**Adults (18 yrs and older)**

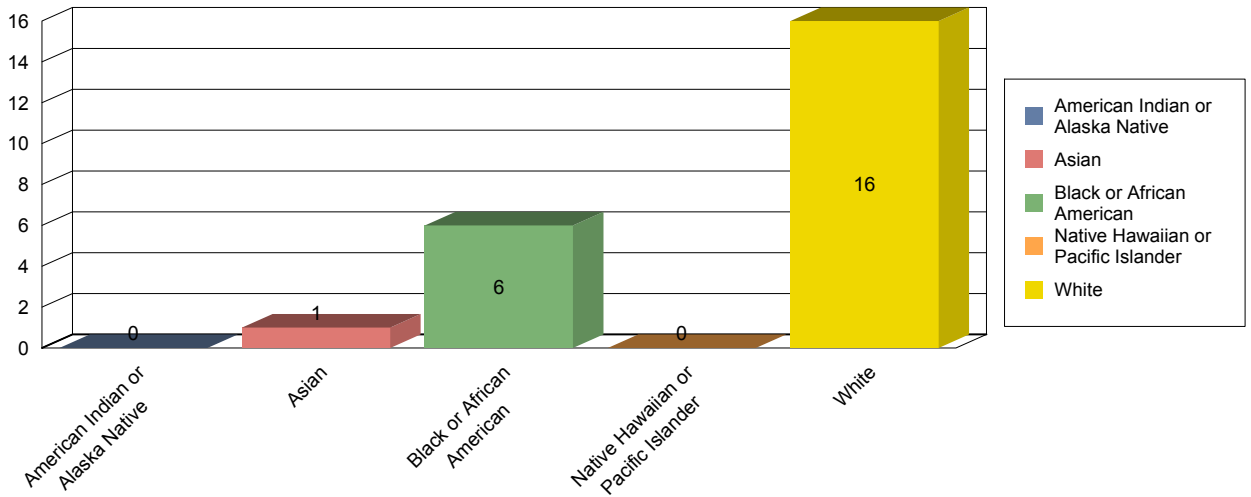
distribution of services



<b>Gender</b>	<b>Children (0-17)</b>	<b>Adults (18 &amp; up)</b>
Male	6	7,369
Female	17	2,238
<b>Total</b>	<b>23</b>	<b>9607</b>

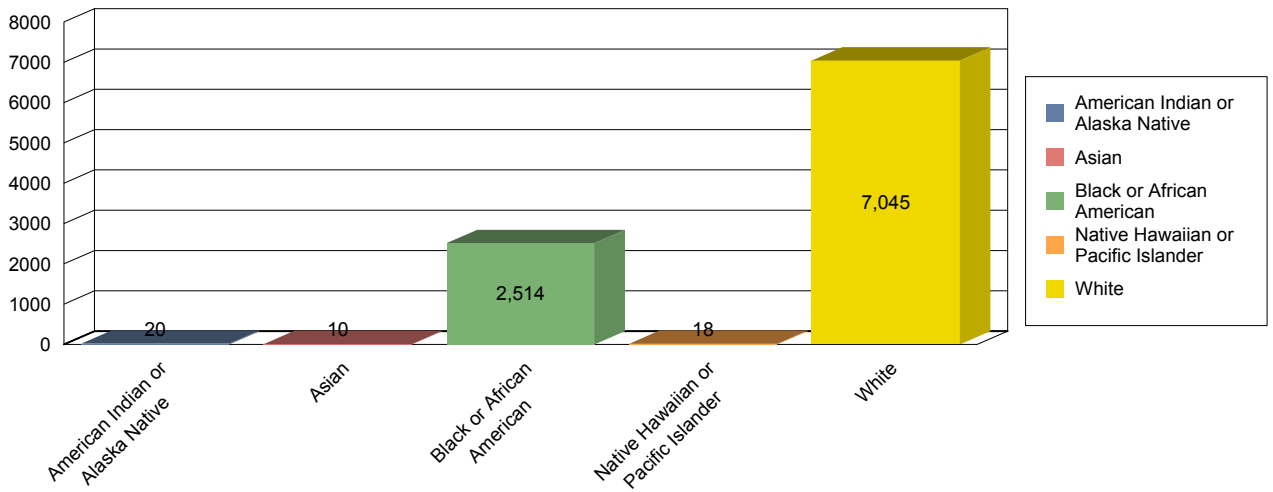
Distribution of services by Race

Children (0-17 yrs old)



Adults (18 yrs and older)

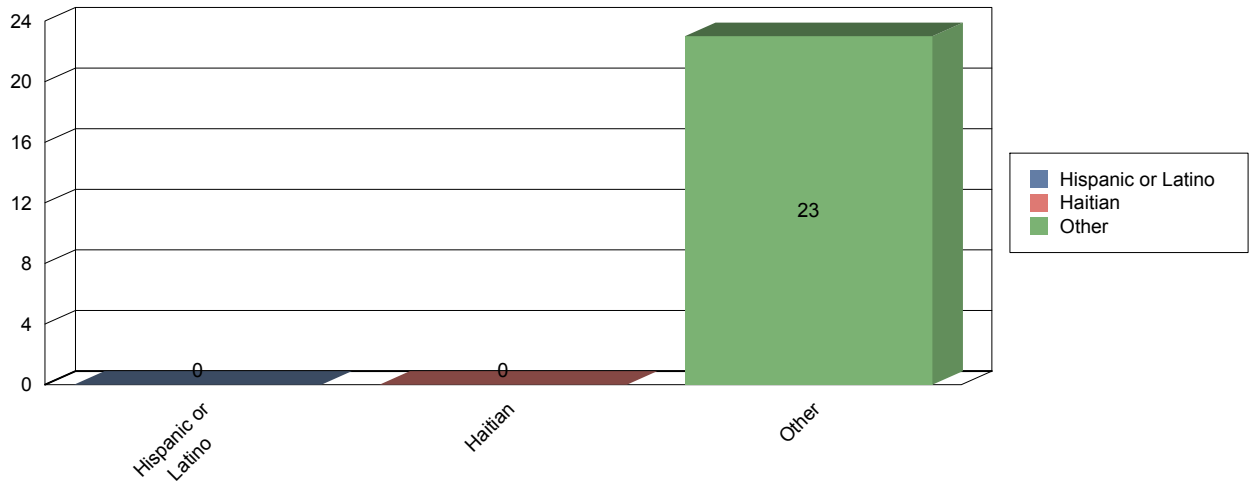
distribution of services



Race	Children (0-17)	Adults (18 & up)
American Indian or Alaska Native	0	20
Asian	1	10
Black or African American	6	2,514
Native Hawaiian or Pacific Islander	0	18
White	16	7,045
<b>Total</b>	<b>23</b>	<b>9607</b>

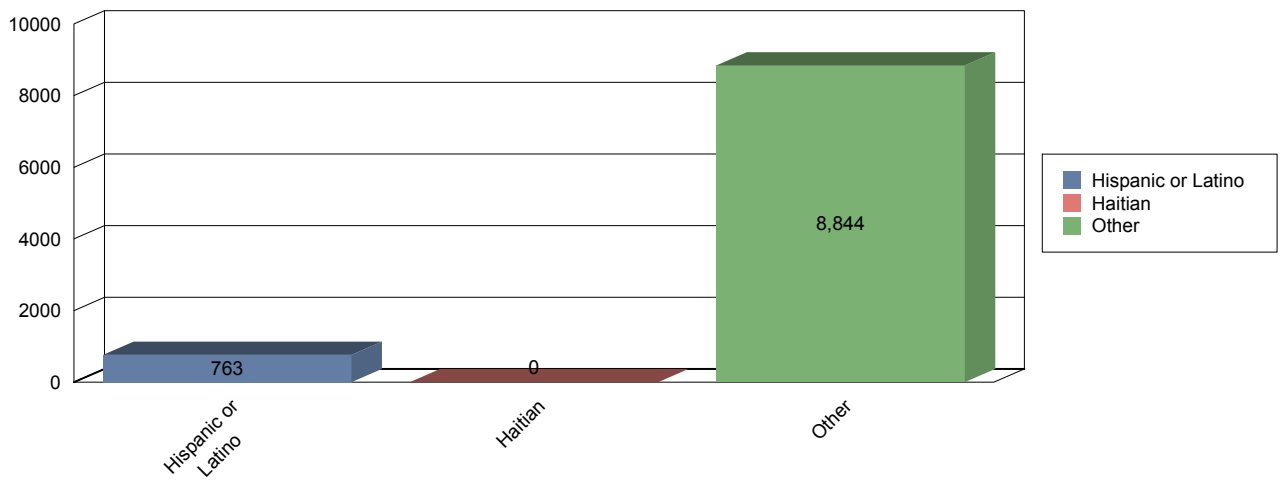
**Distribution of services by Ethnicity**

**Children (0-17 yrs old)**



**Adults (18 yrs and older)**

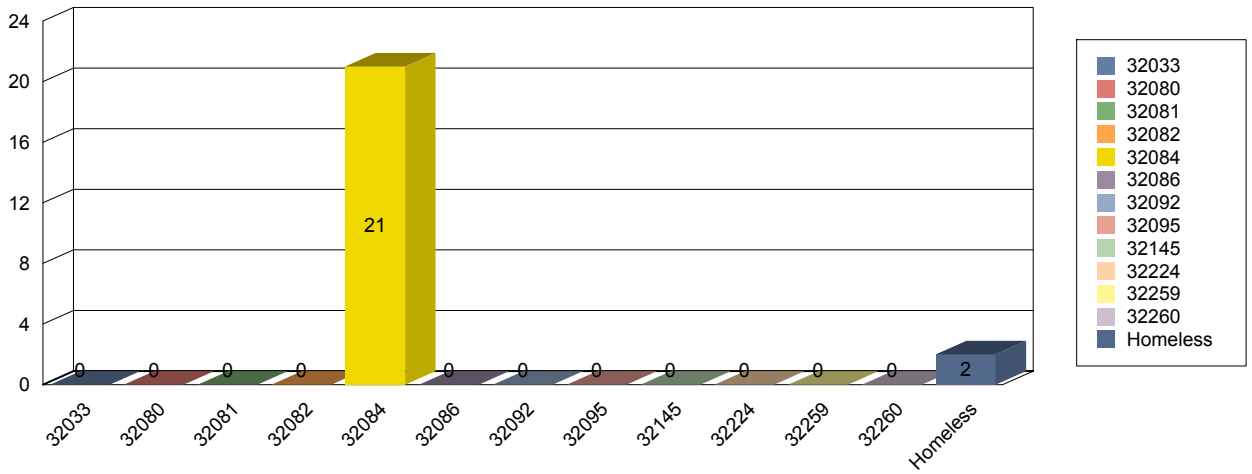
distribution of services



<b>Ethnicity</b>	<b>Children (0-17)</b>	<b>Adults (18 &amp; up)</b>
Hispanic or Latino	0	763
Haitian	0	0
Other	23	8,844
<b>Total</b>	<b>23</b>	<b>9607</b>

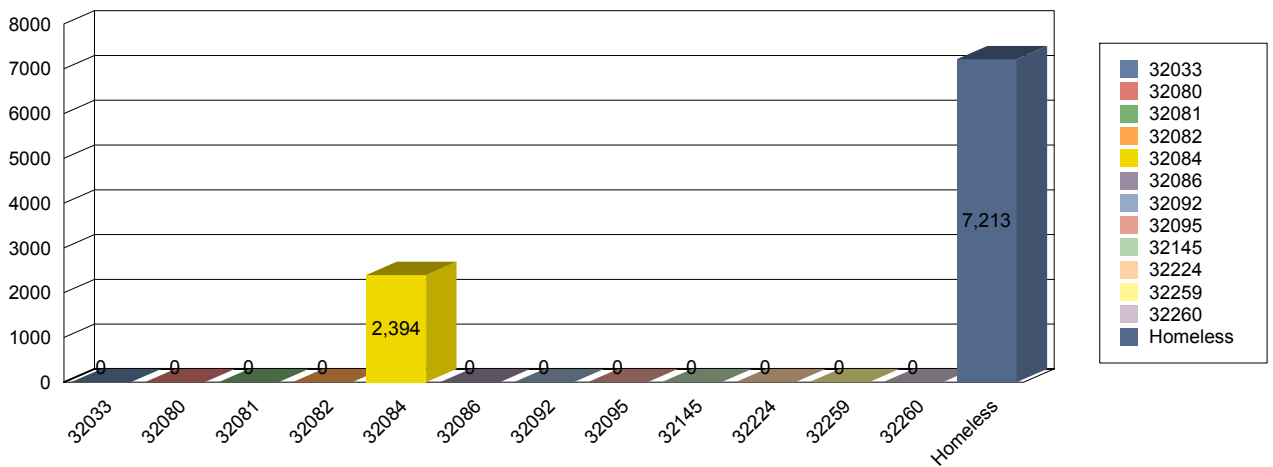
**Distribution of services by Legal Residence At Referral**

**Children (0-17 yrs old)**



**Adults (18 yrs and older)**

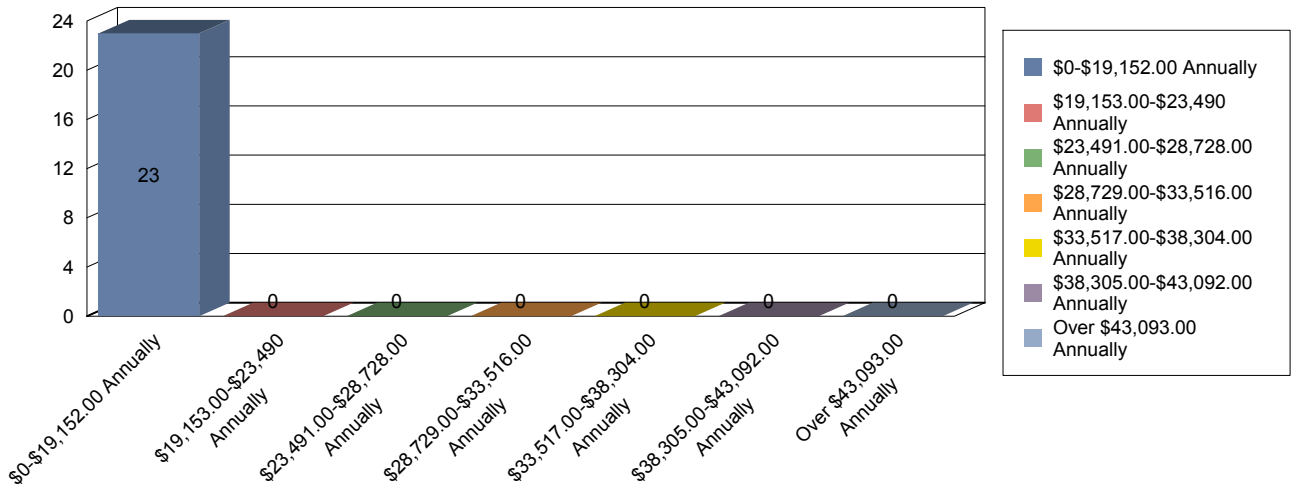
distribution of services



Legal Residence At Referral	Children (0-17)	Adults (18 & up)
32033	0	0
32080	0	0
32081	0	0
32082	0	0
32084	21	2,394
32086	0	0
32092	0	0
32095	0	0
32145	0	0
32224	0	0
32259	0	0
32260	0	0
Homeless	2	7,213
<b>Total</b>	<b>23</b>	<b>9607</b>

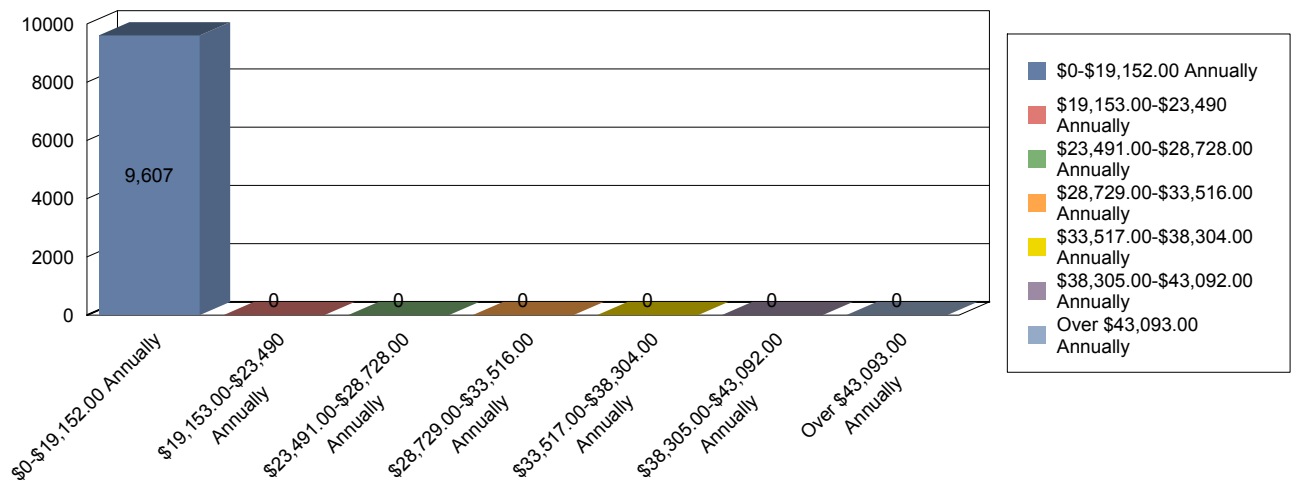
Distribution of services by Annual Income Level

Children (0-17 yrs old)



Adults (18 yrs and older)

distribution of services



Annual Income Level	Children (0-17)	Adults (18 & up)
\$0-\$19,152.00 Annually	23	9,607
\$19,153.00-\$23,490 Annually	0	0
\$23,491.00-\$28,728.00 Annually	0	0
\$28,729.00-\$33,516.00 Annually	0	0
\$33,517.00-\$38,304.00 Annually	0	0
\$38,305.00-\$43,092.00 Annually	0	0
Over \$43,093.00 Annually	0	0
<b>Total</b>	<b>23</b>	<b>9607</b>