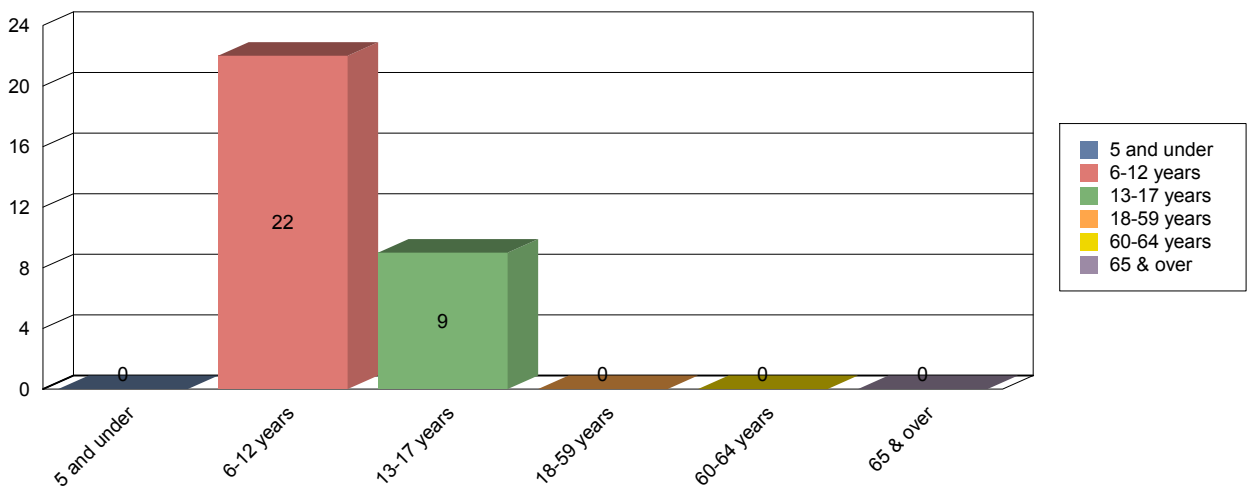


**DEMOGRAPHICS OF CLIENTS SERVED IN PROGRAM**

Agency: St Augustine Boys And Girls Club  
 Program: Youth Development  
 Program Activity Period: 10/01/2008 - 9/30/2009  
 Report Unit: child clients served  
 Reporting Period: 10/01/2008 - 09/30/2009

**Distribution of services by Age Group**

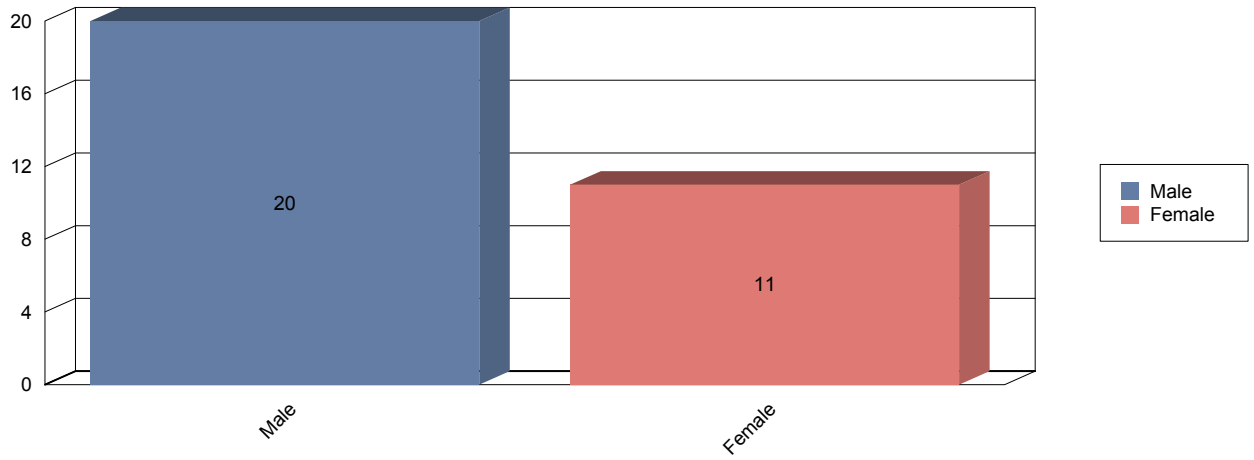
**Children (0-17 yrs old)**



Age Group	Children (0-17)	Adults (18 & up)
5 and under	0	
6-12 years	22	
13-17 years	9	
18-59 years		0
60-64 years		0
65 & over		0
<b>Total</b>	<b>31</b>	<b>0</b>

Distribution of services by Gender

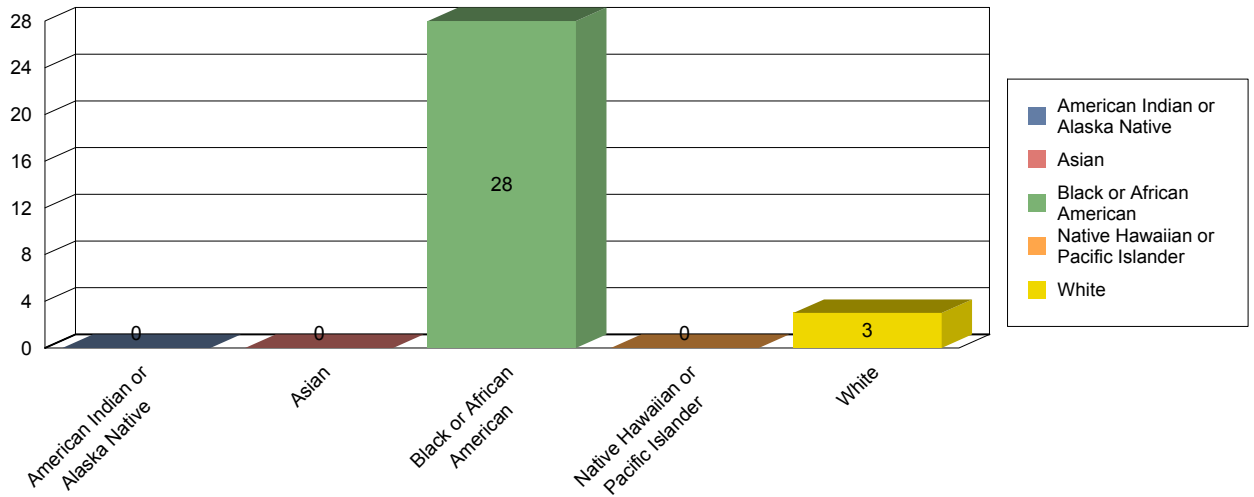
Children (0-17 yrs old)



Gender		Children (0-17)	Adults (18 & up)
	Male	20	0
	Female	11	0
<b>Total</b>		<b>31</b>	<b>0</b>

Distribution of services by Race

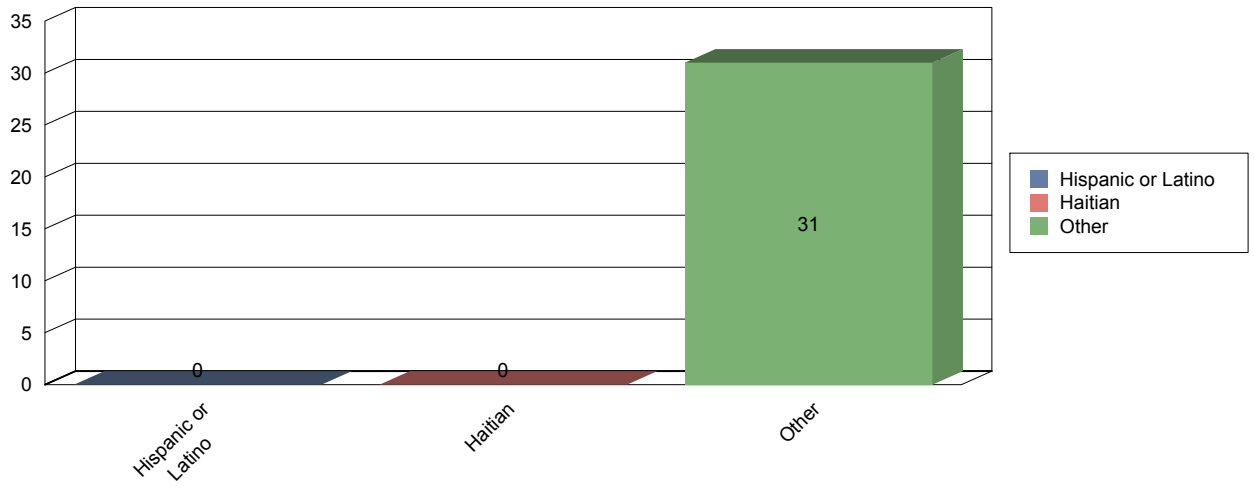
Children (0-17 yrs old)



Race	Children (0-17)	Adults (18 & up)
American Indian or Alaska Native	0	0
Asian	0	0
Black or African American	28	0
Native Hawaiian or Pacific Islander	0	0
White	3	0
<b>Total</b>	<b>31</b>	<b>0</b>

Distribution of services by Ethnicity

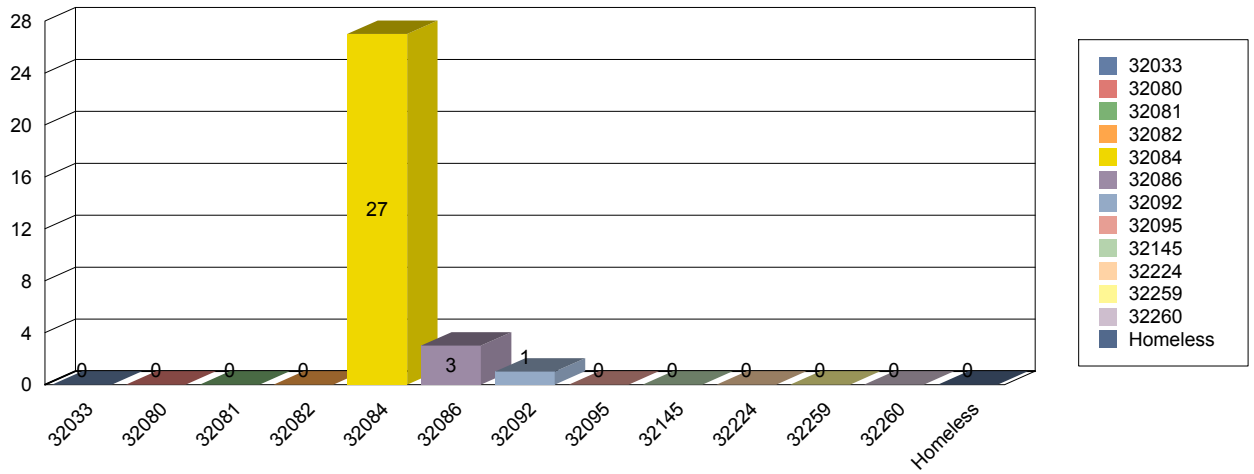
Children (0-17 yrs old)



Ethnicity	Children (0-17)	Adults (18 & up)
Hispanic or Latino	0	0
Haitian	0	0
Other	31	0
<b>Total</b>	<b>31</b>	<b>0</b>

Distribution of services by Legal Residence At Referral

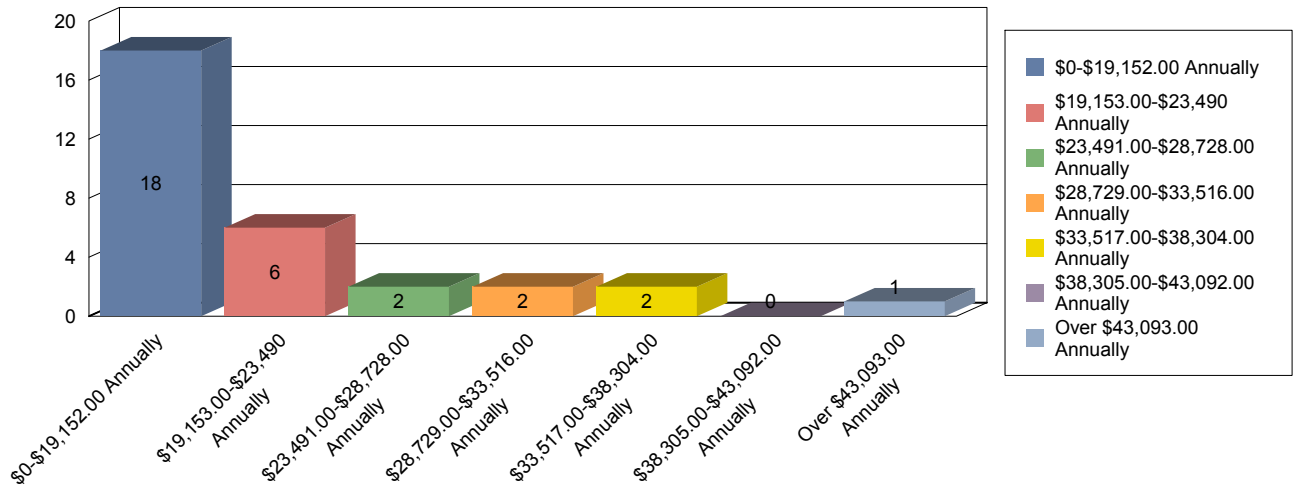
Children (0-17 yrs old)



Legal Residence At Referral	Children (0-17)	Adults (18 & up)
32033	0	0
32080	0	0
32081	0	0
32082	0	0
32084	27	0
32086	3	0
32092	1	0
32095	0	0
32145	0	0
32224	0	0
32259	0	0
32260	0	0
Homeless	0	0
<b>Total</b>	<b>31</b>	<b>0</b>

**Distribution of services by Annual Income Level**

**Children (0-17 yrs old)**



Annual Income Level	Children (0-17)	Adults (18 & up)
\$0-\$19,152.00 Annually	18	0
\$19,153.00-\$23,490 Annually	6	0
\$23,491.00-\$28,728.00 Annually	2	0
\$28,729.00-\$33,516.00 Annually	2	0
\$33,517.00-\$38,304.00 Annually	2	0
\$38,305.00-\$43,092.00 Annually	0	0
Over \$43,093.00 Annually	1	0
<b>Total</b>	<b>31</b>	<b>0</b>