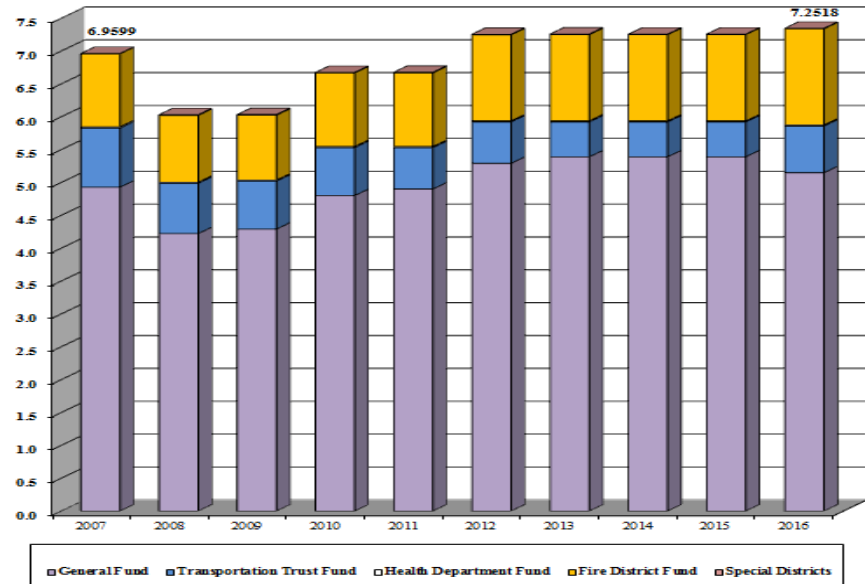
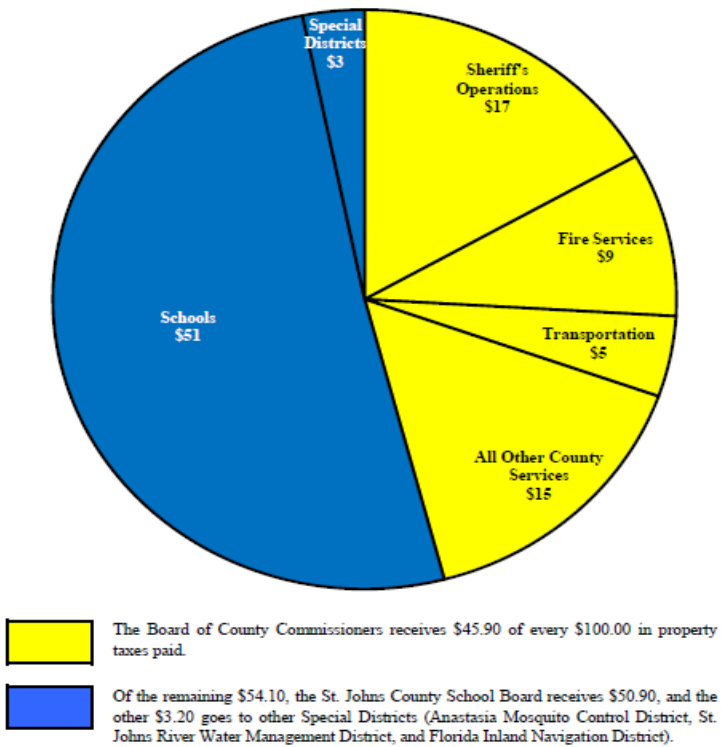


St. Johns County
Aggregate County Millage Rate
 Rate charged for every \$1,000 of taxable property



What do Property Taxes Pay For?
 For every \$100 of Property Tax:




Yellow: The Board of County Commissioners receives \$45.90 of every \$100.00 in property taxes paid.

Blue: Of the remaining \$54.10, the St. Johns County School Board receives \$50.90, and the other \$3.20 goes to other Special Districts (Anastasia Mosquito Control District, St. Johns River Water Management District, and Florida Inland Navigation District).

Note: Municipalities and Non-Ad Valorem Assessments are not included above. This example represents unincorporated area residents only.

St. Johns County Florida
Budget in Brief
Fiscal Year 2016



St. Johns County
Combined FY 2016 Budget Summary
Revenues and Expenditures

Fund Type:	General Fund	Special Revenue	Enterprise Funds	Internal Service	Debt Service	Capital Improvement	Total All Funds:
REVENUES							
Ad Valorem Taxes	\$103,762,288	\$43,292,830					\$147,055,118
All Other Taxes	1,969,000	10,194,470					12,163,470
Special Assessments		7,568,699	\$734,496		\$352,000		8,655,195
Licenses & Permits	281,000	6,630,194	150,000				7,061,194
Intergovernmental	21,776,202	22,977,524	825,273		8,465,848		54,044,847
Charges for Services	8,945,727	20,498,521	66,006,728	\$25,642,984			121,093,960
Fines and Forfeitures	456,850	1,394,476	8,800				2,060,126
Interest Income	689,775	473,263	733,075	944,575	3,228	558,800	2,902,716
Debt Proceeds	\$77,217						\$77,217
Miscellaneous	\$71,911	143,384	68,292				1,083,587
Admin Fee Reduction		(146,127)					(146,127)
Statutory Reduction	(6,670,323)	(4,646,306)	5,130	(47,226)	(17,763)	(2,940)	(11,384,559)
Transfers In	5,593,198	2,788,475	265,130	1,822,376	7,958,848	574,097	18,942,124
Fund Balance	44,337,627	84,014,285	104,136,553	11,485,529	3,759,465	17,075,777	264,809,236
TOTAL	\$182,690,472	\$195,323,688	\$172,928,347	\$39,848,238	\$20,521,626	\$17,705,734	\$629,018,105
EXPENDITURES							
Salaries	\$25,874,047	\$28,000,706	\$8,507,001	\$288,624			\$62,670,378
Benefits	10,228,603	12,174,518	3,313,733	7,640,738			33,357,612
Operating Expense	25,629,248	59,233,048	47,813,641	19,611,613	\$17,290	\$603,227	152,908,067
Capital Outlay	1,619,621	34,686,477	39,735,221			16,862,621	92,903,940
Constitutionals	77,288,714	2,820,541					80,109,255
Grants & Aids	3,027,477	95,584					4,013,061
Debt Service		263,365	15,443,389		17,339,438		33,046,192
Transfers Out	4,796,714	8,173,034		1,822,376			14,792,124
Reserves	34,226,048	48,986,415	58,115,342	10,484,887	3,164,898	239,886	155,217,476
TOTAL	\$182,690,472	\$195,323,688	\$172,928,347	\$39,848,238	\$20,521,626	\$17,705,734	\$629,018,105
Board FTE's	510.655	505.945	183.05	5.45	0.00	0.00	1,205.10

Note: Under governmental accounting, Internal Service Funds have the effect of double-counting expenditures (primarily "Benefits" and "Operating Expense" above) since Internal Service fund charges are also reflected in the expenditures ("Benefits") of County departments in other Funds.

St. Johns County
 Office of Management & Budget
 (904) 209-0565
www.sjclfl.us



In the past 30 years St. Johns County has experienced [population growth](#) from 51,303 to the 2010 Census population of 190,939. In another 20 years, it is estimated that the County will be home to over 250,000 residents.

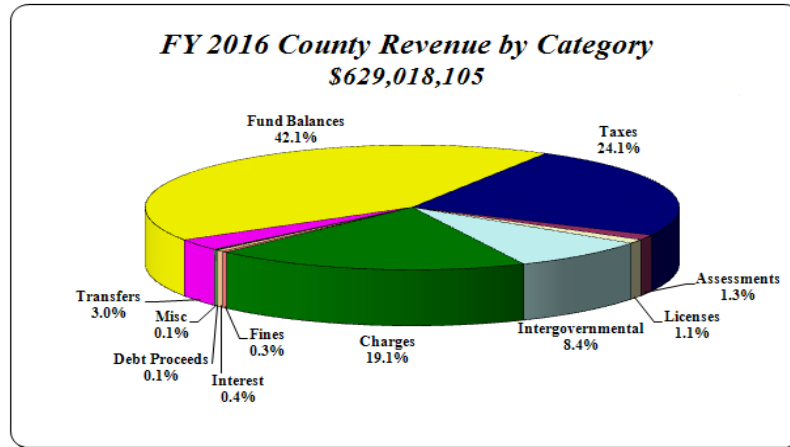
The FY 2016 [County Budget](#) of \$629.0 million increased by \$9.7 million or 1.6% from the previous year originally adopted budget. Capital Improvement Project expenditures continue to decline as the County completed several capital projects during the prior year.

With an increase in total County taxable property value of 9.1%, the countywide millage rate for FY 2016 was decreased by 1%.

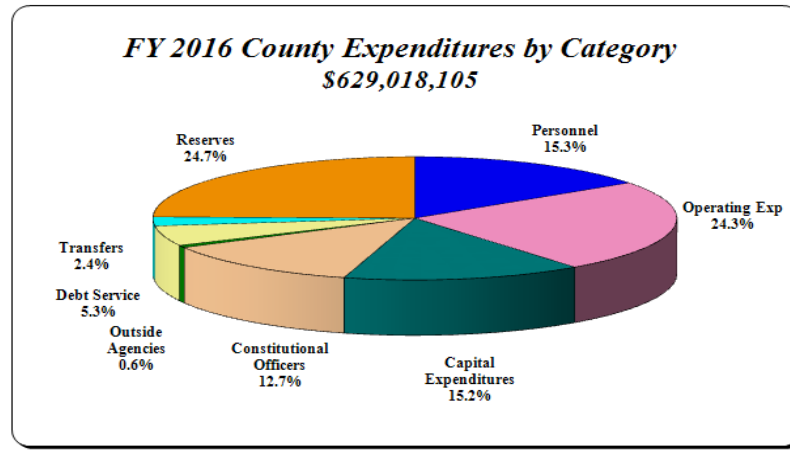
St. Johns County Adopted FY 2016 Budget

The Adopted FY 2016 County Budget

Where the money will come from...



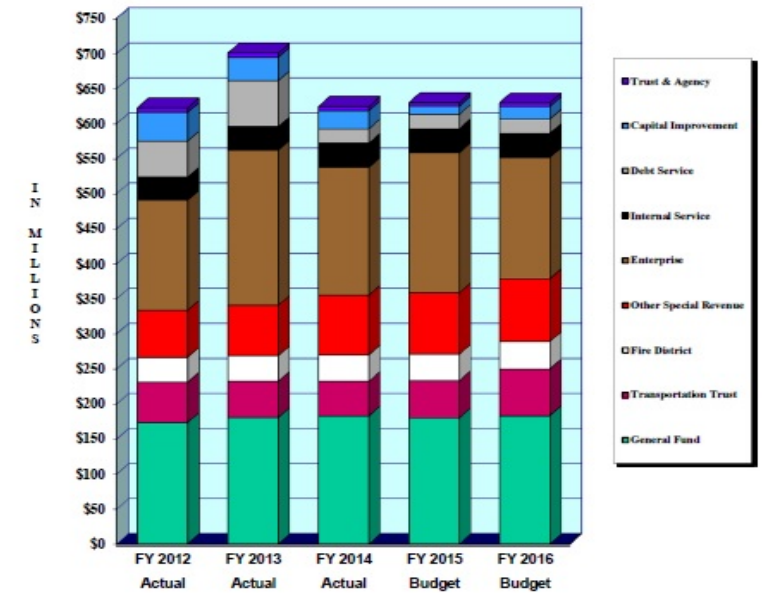
Where the money will go to...



Total [Capital Improvement Project](#) expenditures budgeted for FY 2016 total about \$100 million or 16% of the total expenditure budget. One of the single largest expenditures in the Capital Improvement Plan is the \$12.4 million Racetrack Road Improvement project. The County also issued bonds in the amount of \$17.5 million to finance the construction of a new Public Works Facility and a combined fire station. Large capital project expenditures include \$40.0 million for Utility Services improvements, \$40.1 million for County Transportation Improvements and \$12.2 million for Public Safety Projects.

ST. JOHNS COUNTY, FLORIDA BUDGET BY FUND TYPE

Fund Revenues:	Actual FY 2012	Actual FY 2013	Actual FY 2014	Budget FY 2015	Budget FY 2016
General Fund	\$172,770,066	\$180,124,699	\$182,421,212	\$179,507,263	\$182,690,472
Transportation Trust	\$57,582,338	\$51,689,581	\$49,365,292	\$53,095,335	\$66,606,746
Fire District	\$35,621,557	\$36,421,085	\$37,656,401	\$37,767,467	\$38,945,212
Other Special Revenue	\$67,081,766	\$71,959,219	\$85,213,074	\$87,605,953	\$89,771,730
Enterprise	\$156,924,417	\$221,351,611	\$182,340,239	\$199,833,098	\$172,928,347
Internal Service	\$33,187,953	\$33,648,393	\$34,548,456	\$34,314,576	\$34,334,969
Debt Service	\$51,262,354	\$65,465,378	\$20,347,436	\$20,278,897	\$20,521,626
Capital Improvement	\$40,713,894	\$33,323,387	\$25,829,219	\$12,051,424	\$17,705,734
Trust & Agency	\$6,578,119	\$6,071,736	\$6,150,903	\$4,925,767	\$5,513,269
Total	\$621,722,464	\$700,055,089	\$623,872,232	\$629,379,780	\$629,018,105



*Constitutional Officers are separately elected: Sheriff, Clerk of Courts, Property Appraiser, Supervisor of Elections, and the Tax Collector.

St. Johns County Average Property Tax Statement Example 2015 Real Estate Property

Market value	Assessed value	Exemptions	Taxable Value
\$268,628	\$248,915	\$50,000	\$198,915

Taxing Authority	Millage	Property Tax \$
St. Johns County:		
General Fund	5.1475	\$1,023.92
Transportation	0.7100	\$141.23
Fire District - Special District	1.4625	\$290.91
County Health Department	0.0171	\$3.40
Subtotal	7.3371	\$1,459.46
St. Johns County School District		
Subtotal	7.2280	\$1,618.46
St Johns Water Management District		
Subtotal	0.3023	\$60.13
Independent Special Districts:		
Anastasia Mosquito Control	0.1773	\$35.27
Florida Inland Navigation District	0.0320	\$6.37
Subtotal	0.2093	\$41.63
Total Taxes		\$3,179.68
St. Johns County Taxes (45.9%)		\$1,459.46
All Other Taxes (54.1%)		\$1,720.22
Total Taxes		\$3,179.68

Municipalities are not included above. This example represents unincorporated area residents only (those who live outside city limits). For details on Independent Special Districts the County's Tax Collector can be contacted at 904-823-2250.

Actual tax bill may also contain *non-ad valorem assessments* which are not reflected above, such as assessments for roads, drainage, garbage collection, lighting, water, sewer, or other governmental services and facilities that may be legally levied by the County, City, or any Special District.

Key Budget Issues

- Promote Economic Development
- Promote the County's Health, Safety and Welfare
- Address Long-Term Financial Stability
- Address Deferred and Emerging Infrastructure Needs
- Participate in Regional Initiatives
- Maintain and Enhance Quality of Life
- Protect and Promote the Environment
- Enhance County Beautification and Appearance
- Emphasize Community Redevelopment
- Enhance Communication with Community