

# **St. Johns County's Schedule of Fees and Services**

## **Exhibit "A"**

**Amended 04/07/2026**

**Note: Fees are applicable to all individuals and organizations and can only be waived by official action of the Board of County Commissioners. Taxes will be assessed when applicable.**

# St. Johns County's Schedule of Fees and Services

## General Fees

| Fee Schedule   | FY 26 Current                              |
|--|--|
| Photocopies (F.S. 119.07):   |  |
| - One-sided  | \$0.15 per copy                            |
| - Two-sided  | \$0.20 per page                            |
| - Color copy   | \$1.00 per copy                            |
| - Certified  | \$1.00 per copy                            |
| - Microfiche   | \$1.00 per copy                            |
| - Media (tape)   | \$1.71 per tape                            |
| - Over 11" X 17"   | \$5.00 per copy                            |
| Postage/Shipping   | by weight & delivery type                  |
| DVD Duplication of Public Meetings - picked up                                     | \$1.15                                     |
| DVD Duplication of Public Meetings - mailed delivery:                              |  |
| - 1 Disc   | \$1.79                                     |
| - 2 Discs  | \$2.84                                     |
| - 3 Discs  | \$4.19                                     |
| - 4 or more Discs  | Actual Cost                                |
| Rental of BCC Chambers and/or Rotunda (per hour)                                   | \$105.00                                   |
| St. Johns County Budget per copy   | Actual cost of printing                    |
| Public Records Request (exceeding 15 minutes - F.S. 119.07 special service charge) | Actual cost of duplication + cost incurred |
| E-Mail Searches (exceeding 15 minutes - F.S. 119.07 special service charge)        | Actual cost of duplication + cost incurred |
| Retrieval of Offsite Stored Information (please allow time for delivery)           | \$28.00                                    |
| Return Check Charge (In Accordance with F.S. 68.065):                              |  |
| - Face Value =<\$50  | \$25.00                                    |
| - Face Value =<\$300   | \$30.00                                    |
| - Face Value >\$300  | The Greater of \$40.00 or 5% of Face Value |
| Credit Check Fee   | \$25.00                                    |
| Emergency Management Plan Review Fee ( >16 bed assisted living facility)           | \$500.00                                   |
| Emergency Management Plan Review Fee ( <16 bed assisted living facility)           | \$250.00                                   |
| Conduit Bond Financing Review  | \$1,000.00                                 |
| Foreclosure Registration Fee (Ord. No. 2019-13)                                    | \$250.00                                   |
| Homebuyer Education Class Textbook Fee - Non-St. Johns County Residents            | \$25.00 per attendee                       |
| Short-term Rental Registration Fee   | \$300.00                                   |
| P3 Application Fee – Unsolicited/Solicited Proposals                               | \$15,000.00                                |

## Library Services

| Library Fee Schedule (Ord. No. 87-30)  | FY 26 Current        |
|--|----------------------|
| Overdue Fines:   |                      |
| Books, Magazines, DVDs, BluRay, CDs, Audiobooks Per Day  | \$0.25               |
| - Maximum Overdue Fine per item  | \$5.00               |
| Lucky Day Collection per day   | \$1.00               |
| Reference Material / InterLibrary Loan per day   | \$1.00               |
| Book Club Kit per day  | \$1.00               |
| - Maximum Overdue Fine per item  | \$10.00              |
| Tablets/Hotspots Per Day   | \$1.00               |
| Library of Things item Per Day   | \$1.00               |
| - Maximum Overdue Fine per item  | \$25.00              |
| Lost and Damaged Items:  |                      |
| Currently in Print:  |                      |
| - Books, Magazines, DVDs, BluRay, CDs, Audiobooks  | Cost of Item         |
| - Replacement of Audio CD of a multi-CD title  | (per CD) \$10.00     |
| No Longer in Print or Available:   |                      |
| - Books, Magazines, DVDs, BluRay, CDs, Audiobooks  | Current Market Value |
| Library of Things items including but not limited to, Enchroma glasses, telescopes, NASA/Adventure packs, iPads, etc | Cost of item         |

| <b>Library Fee Schedule (Ord. No. 87-30) Continued</b>   | <b>FY 26 Current</b>  |
|--|-----------------------|
| Library of Things accessories including but not limited to charging cords, blood pressure cuffs, Books by Mail bags, etc. Cost of item | Cost of item          |
| Library of Things packaging and cases  | Cost of item          |
| Mifi/Hotspots  | \$100.00              |
| Hotspot adapter plug   | \$10.00               |
| Hotspot charging cable   | \$10.00               |
| iPad   | \$450.00              |
| iPad Protective Case   | \$25.00               |
| iPad Charger   | \$35.00               |
| Books by Mail bag  | \$10.00               |
| <b>Library Cards:</b>  |                       |
| - Nonresident - Annual (except FL residents of reciprocal counties)  | \$100.00              |
| - Nonresident - 3 months (except FL residents of reciprocal counties)  | \$30.00               |
| - Nonresident - 30 days (except FL residents of reciprocal counties)   | \$12.00               |
| Replacement of lost library card (Per Card)  | \$1.00                |
| <b>Other Fees or Charges:</b>  |                       |
| <b>Printing (photocopy or computer):</b>   |                       |
| - Black & White  | \$0.20                |
| - Color  | \$0.50                |
| <b>Laminating:</b>   |                       |
| - 8.5 x 11 or smaller  | \$1.00                |
| - Larger than 8.5 x 11   | \$1.00 per cubic foot |
| Failure to Pick Up Inter-Library Loan Materials  | \$3.00                |
| Out-of-Network Inter-Library Loan Requests (Per Title Requested)   | \$5.00                |
| Notary Services (per document)   | \$5.00                |
| <b>Telefacsimile (Fax) Requests:</b>   |                       |
| - Receive Faxes (Per Document)   | \$2.00                |
| - Send Faxes (Per Document)  | \$4.00                |

## Beach/Aquatic Services

| <b>Beach Services Fees (Ord. No. 94-58)</b>   | <b>FY 26 Current</b>               |
|---|------------------------------------|
| <b>Daily Pass for Vehicles:</b>   |                                    |
| Resident  | \$10.00                            |
| Non-Resident  | \$10.00                            |
| Vehicle with Handicap Tag   | \$5.00                             |
| Active Military   | \$5.00                             |
| <b>Season Pass</b>  |                                    |
| Resident  | \$50.00                            |
| Non-Resident  | \$100.00                           |
| Vehicle with Handicap Tag   | \$40.00                            |
| All Disabled Veteran as Designated via Letter or ID Card issued by the U.S. Dept of Veteran's Affairs (one pass)  | N/C                                |
| <b>Special Events Permits:</b>  |                                    |
| Event Support Staff   | Actual Cost of staff time per hour |
| Commercial Horseback Riding   | \$75 per tour                      |
| Events held at Volleyball Courts: SJC Resident  | \$15.00 per hour                   |
| Events held at Volleyball Courts: non-SJC Resident  | \$25.00 per hour                   |
| Events held at SJC Pier Pavilion (Ocean Pier) & Vilano Music Pavilion - Full Day  |                                    |
| Resident  | \$300.00                           |
| Non-Resident  | \$450.00                           |
| Promenade at Pier Park - Full Day   |                                    |
| Resident  | \$250.00                           |
| Non-Resident  | \$350.00                           |
| Events held at Other* Pavilions - Four Hours (*includes S. Ponte Vedra Park, North Beach Park, Vilano, Butler Park East, Crescent Beach, Surfside, Vilano Beach and Vilano Pier Pavilion) | \$50 / 4 hours                     |
| Commercial Permit Dock at Vilano  | \$200.00 per month                 |

| <b>Beach Services Fees (Ord. No. 94-58) Continued</b>          | <b>FY 26 Current</b>   |
|--|--|
| For Minor Impact Events (up to 200 participants):              |  |
| Wedding  | \$100.00   |
| Photography  | \$50.00  |
| Media Filming  | \$250.00   |
| Sporting Events  | \$200.00   |
| Other Events   | \$50.00  |
| For Major Impact Events (more than 200 participants):          |  |
| Wedding  | \$200.00   |
| Photography  | \$50.00  |
| Media Filming  | \$350.00   |
| Sporting Events  | \$300.00   |
| Other Events   | \$100.00   |
| Surf Camps/Lesson/Fitness Weekly Events                        |  |
| Camp with 49 people or less including instructors              | \$50.00  |
| Camp with 50 people or more including instructors              | \$100.00   |
| Additional Fee for Failure to Obtain Permit                    | Permit Fee plus 1.) \$50 first failure; 2.) plus \$100 any additional failures |
| <b>Pool / Aquatics Fees</b>                                    | <b>FY 26 Current</b>   |
| <b>Pool Rental Charge (Pool Guard required):</b>               |  |
| Per Hour   | \$20.00 / hr.  |
| Pool Guard / Hr. (no. req'd. based on attendance)              | \$26.00 / hr.  |
| <b>Pool Fees:</b>  |  |
| Child/Senior/Military Daily Swim (sales tax included)          | \$2.00   |
| Adult Daily Swim (sales tax included)                          | \$3.00   |
| Annual Pass Non-CRA Residents (sales tax included)             | \$112.00   |
| Annual Pass CRA Residents (sales tax included)                 | \$100.00   |
| <b>Multi-use cards (12 swims):</b>                             |  |
| Child/Senior/Military (sales tax included)                     | \$12.00  |
| Adult (sales tax included)                                     | \$18.00  |
| Pool Lane Rental (per lane/per hour)                           | \$3.00   |
| <b>Junior Lifeguard Program:</b>                               |  |
| Child Enrolled   | \$200.00   |
| <b>Swim Lessons:</b>   |  |
| 20-Minute Private Learn-to-Swim Lesson (0-3yrs) (4 lessons)    | \$95.00  |
| 40-Minute Group Learn-to-Swim Lesson (Any Age) (4 lessons)     | \$38.00  |
| 40-Minute Group Learn-to-Swim Lesson (Any Age) (8 lessons)     | \$76.00  |
| Private Stroke Development Lesson                              | \$95.00  |
| <b>Swim Team:</b>  |  |
| Summer Swim Team (3-months Season w/ apparel) Non-CRA Resident | \$295.00   |
| Summer Swim Team (3-months Season w/ apparel) CRA Resident     | \$255.00   |

## Parks and Recreation

| <b>County Ocean Pier Fees (Ord. No. 86-2)</b>  | <b>FY 26 Current</b>                       |
|--|--|
| Sightseeing Tickets  | \$2.00                                     |
| Annual Sightseeing Family Pass   | \$50.00                                    |
| <b>Adult Fishing Pass:</b>   |  |
| Resident   | \$4.00                                     |
| Non-Resident   | \$6.00                                     |
| Handicap & Military Personnel  | \$2.00                                     |
| <b>Season Pass:</b>  |  |
| Resident   | \$40.00                                    |
| Non-Resident   | \$60.00                                    |
| Handicap & Military Personnel  | \$20.00                                    |
| <b>Merchandise Inventory fees in excess of \$450 per will require board approval.</b>              |  |
| <b>Community Center Fees*</b>  | <b>FY 26 Current</b>                       |
| *Fees must be paid at time of Application  |  |
| All Community Center Rentals require a non-refundable \$25 reservation fee and a \$75 cleaning fee |  |
| <b>Event Support Staff</b>   | Actual Cost of staff time per hour on site |
| <b>Large Activity Room:</b>  |  |
| Reservation Fee (Non-refundable)   | \$25.00                                    |

| <b>Community Center Fees* Continued</b>   | <b>FY 26 Current</b>                       |
|---|--|
| 1 <sup>st</sup> Hour (includes Set-up and break-down)   |  |
| Resident  | \$60.00                                    |
| Non-Resident  | \$80.00                                    |
| Per hour (after 1 <sup>st</sup> Hour)   |  |
| Resident  | \$25.00                                    |
| Non-Resident  | \$30.00                                    |
| <b>Small Meeting Room:</b>  |  |
| Reservation Fee (Non-refundable)  | \$25.00                                    |
| 1 <sup>st</sup> Hour (includes Set-up and break-down)   |  |
| Resident  | \$25.00                                    |
| Non-Resident  | \$30.00                                    |
| Per hour (after 1 <sup>st</sup> Hour)   |  |
| Resident  | \$12.00                                    |
| Non-Resident  | \$15.00                                    |
| <b>THE PLAYERS Community Senior Center:</b>   |  |
| Dining Room:  |  |
| Non-Refundable Reservation Fee  | \$75.00                                    |
| 1 <sup>st</sup> Hour (includes Set-up and break-down)   |  |
| Resident  | \$150.00                                   |
| Non-Resident  | \$300.00                                   |
| Each Additional Hour:   |  |
| Resident  | \$75.00                                    |
| Kitchen:  |  |
| Can be rented alone Mondays - Thursdays   |  |
| Must be rented with Dining Room Fridays - Sundays   |  |
| First Hour:   |  |
| Resident  | \$100.00                                   |
| Non-Resident  | \$200.00                                   |
| Each Additional Hour:   |  |
| Resident  | \$50.00                                    |
| Non-Resident  | \$100.00                                   |
| Small Room:   |  |
| 1 <sup>st</sup> Hour (includes Set-up and break-down)   |  |
| Resident  | \$60.00                                    |
| Each Additional Hour:   |  |
| Resident  | \$30.00                                    |
| Non-Resident  | \$40.00                                    |
| Non-Resident  | \$80.00                                    |
| Gymnasium / Field House / Skate Park Rental:  |  |
| Reservation Fee (Non-refundable) includes cleaning fee  | \$100.00                                   |
| 2 hr. Team Try-out/Practice/Game Fee  | \$36.00                                    |
| First Hour:   |  |
| Resident  | \$75.00                                    |
| Non-Resident  | \$90.00                                    |
| Each Additional Hour:   |  |
| Resident  | \$25.00                                    |
| Non-Resident  | \$30.00                                    |
| *Community Centers Include: Cornerstone, Equestrian Center, Galimore Center, Hastings, Ketterlinus, Trout Creek, West Augustine, THE PLAYERS Community Senior Center. |  |
| <b>Equestrian Center Fees</b>   | <b>FY 26 Current</b>                       |
| (Rented as a Large Activity Room)   |  |
| <b>Rentals require a non-refundable \$25 dollar reservation fee and a \$75 cleaning fee</b>   |  |
| <b>Event Support Staff</b>  | Actual Cost of staff time per hour on site |
| Stall (per day, no overnight)   | \$10.00                                    |
| Riding Arena (per arena, per day)   | \$25.00                                    |
| <b>Picnic Shelter / Pavilion Reserved Rentals</b>   | <b>FY 26 Current</b>                       |
| Medium Pavilion (Vilano Beach and Vilano Pier) - Full Day:  |  |
| Resident  | \$75.00                                    |
| Non-Resident  | \$100.00                                   |

| <b>Picnic Shelter / Pavilion Reserved Rentals - Continued</b>  | <b>FY 26 Current</b>                       |
|--|--|
| Small Pavilion (on Park premises) - 4 Hours:   |  |
| Resident   | \$30.00                                    |
| Non-Resident   | \$40.00                                    |
| <b>Programs</b>  | <b>FY 26 Current</b>                       |
| <b>General Program Fees (per participant)</b>  |  |
| Introductory   | \$100.00                                   |
| Intermediate   | \$150.00                                   |
| Advanced   | \$170.00                                   |
| Expert   | \$200.00                                   |
| <b>Enrichment Program Fees (per participant)</b>   |  |
| 2 Day weekly program   | \$10.00                                    |
| 3 Day weekly program   | \$15.00                                    |
| 5 Day weekly program   | \$30.00                                    |
| <b>Club Rec Fee</b>  |  |
| First Child  | \$50.00                                    |
| Each Additional child  | \$10.00                                    |
| <b>Summer Camps 7 Weeks including Activity Fees:</b>   |  |
| Full Price   | \$430.00                                   |
| Reduced Lunch  | \$330.00                                   |
| Free Lunch   | \$230.00                                   |
| Youth Basketball   | \$40.00                                    |
| Adult Fitness Program Fee  | \$20.00                                    |
| Park Naturalist Speaker  | \$30.00                                    |
| Park Naturalist Instructor (2 hour class)  | \$125.00                                   |
| Transportation   | \$100.00                                   |
| Counselor in Training  | \$60.00                                    |
| <b>Adult Sports Fees</b>   |  |
| Umpire/Referee per game (per umpire/referee)   | \$30.00                                    |
| Teams Awards Fee (per team)  | \$25.00                                    |
| Maintenance Surcharge Fee - Co-Ed/Church League Adult Softball (min 14/ 25 players total per roster)   | \$280.00                                   |
| Maintenance Surcharge Fee - Adult Softball League (12 players max)   | \$240.00                                   |
| Independent Sports Association Team Registration Fees  | \$15.00                                    |
| Softballs (per ball)   | \$5.00                                     |
| Beach Volleyball (per player)  | \$50.00                                    |
| <b>Maintenance Surcharge Fees</b>  |  |
| 6 player roster  | \$120.00                                   |
| 8 player roster  | \$160.00                                   |
| 10 player roster   | \$200.00                                   |
| <b>Recreation Programming fees will be determined by a cost analysis of the specific program based on the minimum number of participants that can register; programs with fees that exceed \$450 will require board approval</b> |  |
| <b>Park Fees</b>   | <b>FY 26 Current</b>                       |
| <b>Event Support Staff</b>   | Actual cost of staff time per hour on site |
| <b>Tournament Fees - Per 1 to 4 Fields / Per Chronological Day: (12:01 AM -12:00 AM) - Games/Events Cannot begin prior to 5 a.m. and must end by 10 p.m.</b>   |  |
| Resident   | \$200.00                                   |
| Non-Resident   | \$600.00                                   |
| <b>Camps/Clinics:</b>  | Facility/Field rental rates apply          |
| <b>Youth Partner Organizations</b>   |  |
| Per Season   |  |
| Resident   | \$20.00                                    |
| Non-Resident   | \$40.00                                    |
| Youth Non-Partner Field Rental   | \$55.00 per hour                           |
| Adult Non-Partner Field Rental   | \$80.00 per hour                           |
| Senior Citizen Field Rental  | \$65.00 per hour                           |

| <b>Park Fees Continued</b>                                       | <b>FY 26 Current</b> |
|--|----------------------|
| <b>Special Event Permits:</b>                                    |                      |
| Alpine Groves Field by the River                                 |                      |
| Resident   | \$200.00 Per 6 Hours |
| Non-Resident   | \$300.00 Per 6 Hours |
| <b>For Minor Impact Events (up to 200 participants):</b>         |                      |
| Wedding  | \$100.00             |
| Photography  | \$50.00              |
| Media Filming  | \$250.00             |
| Sporting Events  | \$200.00             |
| Other events   | \$200.00             |
| (for Vilano Pier, Pier Park, Shands, and Park Rentals)           |                      |
| Parking Lot Fee for Minor Impact Events                          | \$50.00              |
| <b>For Major Impact Events (up to 200 participants):</b>         |                      |
| Wedding  | \$200.00             |
| Photography  | \$50.00              |
| Media Filming  | \$350.00             |
| Sporting Events  | \$300.00             |
| Other events   | \$300.00             |
| (for Vilano Pier, Pier Park, Shands, and Park Rentals)           |                      |
| Parking Lot Fee for Major Impact Events                          | \$100.00             |
| <b>Beach Volleyball Courts - Per Hour / Per Two Courts:</b>      |                      |
| Without Lights:  |                      |
| Resident   | \$15.00              |
| Non-Resident   | \$25.00              |
| With Lights:   |                      |
| Resident   | \$20.00              |
| Non-Resident   | \$35.00              |
| <b>Tennis / Paddle Tennis Courts - Per Hour / Per One Court:</b> |                      |
| Without Lights:  |                      |
| Resident   | \$8.00               |
| Non-Resident   | \$13.00              |
| With Lights:   |                      |
| Resident   | \$10.00              |
| Non-Resident   | \$18.00              |
| <b>Kayak Trips</b>   |                      |
| Provides Own Equipment Resident                                  | \$20.00              |
| Provides Own Equipment Non-Resident                              | \$30.00              |
| Use of County Equipment Resident                                 | \$40.00              |
| Use of County Equipment Non-Resident                             | \$50.00              |
| Group Rate (2 adults & 2 youth under 18)                         | \$100.00             |
| Kayak Training Course (per person)                               | \$80.00              |

## County Fairgrounds

| <b>Fairgrounds Fees</b>                        | <b>FY 26 Current</b>                       |
|--|--|
| <b>Rental Deposit:</b>                         |  |
| Public Event                                   | 1/2 of Basic Rental Fee*                   |
| Private Event                                  | Total due with Application                 |
| <b>Non-refundable Reservation Fee</b>          | \$75.00                                    |
| <b>Event Support Staff</b>                     | Actual cost of staff time per hour on site |
| <b>Cleaning Fee:</b>                           |  |
| Public Event                                   | \$200.00                                   |
| Private Event                                  | \$75.00                                    |
| <b>Dumpster Fee:</b>                           |  |
| Public Event (500 attendees or more)           | must supply own dumpster                   |
| Public Event (499 attendees and under)         | \$100.00                                   |
| Private Event                                  | \$50.00                                    |
| <b>Primitive Camping - per site per day:</b>   |  |
| Resident                                       | \$5.00                                     |
| Non-Resident                                   | \$10.00                                    |
| <b>RV Hookup / Camping - per site per day:</b> |  |
| Resident                                       | \$20.00                                    |

| <b>Fairgrounds Fees Continued</b>  | <b>FY 26 Current</b>                       |
|--|--|
| Non-Resident   | \$30.00                                    |
| <b>Basic Rental Fees:</b>  |  |
| Exhibit Building - per day:  |  |
| Resident   | \$275.00                                   |
| Non-Resident   | \$450.00                                   |
| Meeting House - per day:   |  |
| Resident   | \$75.00                                    |
| Non-Resident   | \$100.00                                   |
| Arena - per day:   |  |
| Resident   | \$275.00                                   |
| Non-Resident   | \$450.00                                   |
| Total Facility - per day:  |  |
| Resident   | \$600.00                                   |
| Non-Resident   | \$1,000.00                                 |
| Lighting for nighttime events - per hour   | \$25.00                                    |
| <b>Parking Lot:</b>  |  |
| Full   | \$300.00                                   |
| 1/2 Full   | \$150.00                                   |
| Ticketed Events - Facility Fee per ticket  | \$1.00                                     |
| Event Support Staff  | Actual Cost of Staff Time per hour on site |
| * 50% of basic rental fee due upon booking. Remainder of basic rental fee, grounds fees and other charges are due upon close of the event. |  |

### Agricultural Center

| <b>Agricultural Center Auditorium Fees</b>   | <b>FY 26 Current</b> |
|--|----------------------|
| Deposit (\$50 of which is non-refundable)  | \$550.00             |
| Hourly Usage Charge - This fee includes a security person and will be charged during the hours of the event.           | \$75.00 / hr.        |
| Hourly Usage Charge - This fee includes a security person and will be charged before and after the hours of the event. | \$25.00 / hr.        |
| Trip Charge for Security   | \$5.00               |
| Tax on Total Charge (as applicable)  | applicable sales tax |

### North West Annex

| <b>North West Annex Conference Room Fees</b>     | <b>FY 26 Current</b> |
|--|----------------------|
| Hourly Usage Charge - This fee includes Security | \$25.00 per hour     |
| Tax on Total Charge (as applicable)              | applicable sales tax |

### Emergency Medical Services

| <b>Fee Schedule</b>                    | <b>FY 26 Current</b> |
|--|----------------------|
| Basic Life Support (BLS) Ambulance     | \$600.00             |
| Advanced Life Support (ALS1) Ambulance | \$700.00             |
| Advanced Life Support (ALS2) Ambulance | \$800.00             |
| Mileage                                | \$14.00 / mile       |

### Medical Examiner

| <b>Fee Schedule</b>                                | <b>FY 26 Current</b> |
|--|----------------------|
| Pre-cremation / Death Certificate Verification Fee | \$50.00              |

## Public Health Unit

| Primary Care Services / Dental Services  | FY 26 Current           |
|--|-------------------------|
| Primary Care and Dental fees are derived yearly from the usual and customary rate established by Medicare. There are 7 Sliding Fee Categories, which are based on a percent in relation to the poverty rate. Client financials are conducted not less than twice per year, which determines the appropriate category to place the client. This income based sliding fee scale is applied to the usual and customary rate of Medicare at 110%. Services are not denied on the basis of client's inability to pay. |                         |
| Environmental Health Fees (Ord. No. 82-2)  | FY 26 Current           |
| Public Water Systems Service   | \$100.00 annual fee     |
| Well Construction Permits:   |                         |
| Well Variance Application  | \$50.00                 |
| Public Supply Wells  | \$150.00                |
| Food Service Establishments  |                         |
| Temporary Food Service Operations (per each three days)  |                         |
| 1-6 vendors  | \$50.00                 |
| over 6 vendors   | \$75.00                 |
| Temp Food Service Application Review   | \$25.00                 |
| Application Review   | \$25.00 per application |
| Group Care Facilities, excluding foster homes & without Food Service   | \$100.00                |
| Foster Homes   | \$100.00                |
| Adult Family Care Center   | \$100.00                |
| Child Care Center  | \$150.00                |
| Schools  | \$100.00                |
| Assisted Living Facility   | \$100.00                |
| Residential Group Home   | \$100.00                |
| Other Residential Facility   | \$100.00                |
| Onsite Sewage Disposal System  | \$175.00 per permit     |
| Swimming Pools   | \$100.00                |
| <b>Comprehensive Emergency Management Plan (CEMP) Review:</b>  |                         |
| Annual CEMP Review   | \$30.00                 |
| Vital Statistics   | FY 26 Current           |
| Death Certificates   | \$10.00                 |
| Birth Certificates   | \$15.00                 |
| Mailing Fee  | \$10.00                 |

## Building Department

| Building Services Fees F.S. 553-80   | FY 26 Current  |
|--|--|
| Permit Issuance Fees   | \$14.00  |
| Permit Extension Fee (Building, Electrical, Plumbing, Mechanical and Irrigation)   | \$37.00  |
| <b>Total Valuation of Building:</b>  |  |
| \$1,001 to \$50,000  | Minimum of \$19.00 or \$11.00 for the first \$1,000 plus \$2.63 for each additional thousand or fraction thereof, to and including \$50,000. |
| \$50,001 to \$100,000  | \$140.00 for the first \$50,000 plus \$2.10 for each additional thousand or fraction thereof, to and including \$100,000.                    |
| \$100,001 to \$500,000   | \$246.00 for the first \$100,000 plus \$1.58 for each additional thousand or fraction thereof, to and including \$500,000.                   |
| \$500,001 and up   | \$879.00 for the first \$500,000 plus \$1.05 for each additional thousand or fraction thereof.   |
| Note: Those projects that elect to use private provider services receive a 35% reduced permit fee (reduction must be claimed prior to permit issuance) |  |
| - Second Re-submission   | \$106.00   |
| - Third Re-submission  | 4 X Original Fee   |
| - Minor Change and Detail  | \$40.00  |
| - Major Alteration   | \$53.00 per hour   |

| <b>Building Services Fees F.S. 553-80 Continued</b>  | <b>FY 26 Current</b>                       |
|--|--|
| <b>Plan Review Activity After Permitting:</b>  |  |
| - Marking Extra "Job Copy" Set   | \$53.00 per hour                           |
| Plan Review Fees   | One-half of the building permit fee.       |
| Note: Those projects that elect to use private provider services receive a 35% reduced plan review fee |  |
| Transfer Permit to New Contractor or New Site  | \$53.00                                    |
| Forensic Inspection  | \$106.00                                   |
| Moving of Building Application Fee   | \$106.00 + \$53.00 Pre-inspection          |
| Safety Inspection  | \$37.00                                    |
| Travel Reimbursement for Inspection of Homes Outside the County Moving to St. Johns County             | Current St. Johns County Rate              |
| Penalties  | Double the applicable fee + \$200.00       |
| Project Status Verification/Technical Assistance   | actual cost                                |
| Occupancy / Use Classification Evaluation  | \$53.00                                    |
| <b>Refund for Active Building Permits:</b>   |  |
| - Prior to First Inspection  | 50% of Permit Fee                          |
| - After First Inspection   | 0% Refund                                  |
| Administrative Research Fee  | \$56.00                                    |
| <b>Demolition Fee:</b>   |  |
| Residential  | \$26.00                                    |
| Commercial   | \$45.00                                    |
| Inspection / Re-inspection Fee   | \$53.00                                    |
| Extra Inspection (uncorrected re-inspection items)   | Double Previous Fee                        |
| Temporary Certificate of Occupancy / Residential   | \$53.00                                    |
| Local Product Approval   | Actual Cost                                |
| Temporary Certificate of Occupancy / Commercial  | \$106.00                                   |
| After Hours Inspection with Building Official Approval   | \$200.00 & Building Official Approval      |
| <b>Mobile Home Fees F.S. 553-80</b>  |  |
| <b>FY 26 Current</b>   |  |
| Move-on Site Permit  | \$140.00                                   |
| Penalty for Move-on Site Without Permit  | Double the applicable fee + \$100.00       |
| Re-inspection Fee (3 <sup>rd</sup> & subsequent inspection)  | \$53.00                                    |
| Refund or Transfer Permit  | \$22.00                                    |
| Permit Reactivation Fee  | \$53.00                                    |
| Review 3 <sup>rd</sup> Party Certification   | \$40.00                                    |
| <b>Electrical Permit Fees F.S. 553-80</b>  |  |
| <b>FY 26 Current</b>   |  |
| Permit Issuance Fee  | \$11.00                                    |
| Field Inspection Only Residential  | \$37.00                                    |
| Simple Permanent Service or Feeder Panel   | \$24.00                                    |
| Construction Temporary Service   | \$24.00                                    |
| Transfers of Permit  | \$22.00                                    |
| Refund/Cancellation of Permit  | \$22.00                                    |
| Re-inspection Fee  | \$53.00                                    |
| Service Change / Increase Amps   | \$19.00 + Additional \$42.00 if > 800 amps |
| Service Change / Repair to Same Size   | \$24.00                                    |
| Existing System Additional Branch Circuits, includes 1 & 2 Family units                                | \$24.00 + \$5.00 each additional unit      |
| <u>Amps – per main service panel/upgrade</u>   |  |
| 0 - 150  | \$48.00                                    |
| 151 - 400  | \$70.00                                    |
| 401 - 1000   | \$108.00                                   |
| 1,001 and over   | \$0.105 per amp                            |
| <u>Amps per feeder panel (exempt single-family and two family structures only)</u>                     |  |
| 0 - 150  | \$48.00                                    |
| 151 - 400  | \$70.00                                    |
| 401 - 1000   | \$108.00                                   |
| 1,001 and over   | \$0.105 per amp                            |

| <b>Electrical Permit Fees F.S. 553-80 Continued</b>  |   |
|--|---|
| Penalty for starting without permit  | Double the applicable fee + \$100.00                      |
| <b>Plumbing Permit Fees F.S. 553-80</b>  |   |
|  | <b>FY 26 Current</b>                                      |
| Permit Issuance Fee  | \$11.00 with a minimum permit fee of<br>\$35.00           |
| <b>Plus the following when provided:</b>   |   |
| For each plumbing fixture, floor drain or trap   | \$4.00  |
| For each house sewer   | \$4.00  |
| For each house sewer having to be replaced or repaired   | \$4.00  |
| For each water heater and/or vent  | \$1.90  |
| For installation, alteration, or repair of water piping and/or water treating equipment  | \$4.00  |
| For repair or alteration of drainage or pipe venting   | \$4.00 + \$3.50 per additional unit                       |
| For vacuum breakers or backflow protective devices installed subsequent to the installation of the piping and or equipment served: |   |
| - One to five  | \$1.90  |
| - Six or greater   | \$1.10 each   |
| Re-inspection Fee  | \$53.00   |
| Refund Fee   | \$22.00   |
| Transfer Fee   | \$22.00   |
| Starting work without a permit   | Double the applicable fee + \$100.00                      |
| <b>Swimming Pool Fees F.S. 553-80</b>  |   |
|  | <b>FY 26 Current</b>                                      |
| Permit Issuance  | \$11.00   |
| Refund fee   | \$22.00   |
| Transfer fee   | \$53.00   |
| <b>For each swimming pool:</b>   |   |
| Public pool  | \$175.00  |
| Residential pools/Spas:  |   |
| - In ground  | \$175.00  |
| - Above ground   | \$26.00   |
| Alteration or repair requiring inspection  | \$26.00   |
| Re-inspection Fee  | \$53.00   |
| <b>Irrigation Permit Fees F.S. 553-80</b>  |   |
|  | <b>FY 26 Current</b>                                      |
| Permit Issuance  | \$11.00 with a minimum permit fee of<br>\$35.00           |
| <b>Sprinkler heads:</b>  |   |
| First 50 heads/emitters/devices  | \$19.00   |
| Each additional head/emitter/device over 50  | \$0.175 per head  |
| Refund fee   | \$22.00   |
| Transfer fee   | \$22.00   |
| Starting work without a permit   | Double the applicable fee + \$100.00                      |
| Re-inspection Fee  | \$50.00   |
| <b>Gas Permit Fees F.S. 553-80</b>   |   |
|  | <b>FY 26 Current</b>                                      |
| Permit Issuance  | \$11.00 with a minimum permit fee of<br>\$35.00           |
| Piping Inspection  | \$4.00 - 1 to 4 outlets,<br>\$1.00 each add'l unit        |
| Inspection of conversion burners, floor furnaces, incinerators, boilers or central heating or air conditioning.                    | \$4.00 - 1 <sup>st</sup> Unit,<br>\$1.00 each add'l. unit |
| Inspection of vented wall furnaces or water heaters  | \$1.90 - 1 <sup>st</sup> Unit                             |
| Re-inspection Fee  | \$53.00   |
| Starting work without a permit   | Double the applicable fee + \$100.00                      |
| Refund fee   | \$22.00   |
| Transfer fee   | \$22.00   |
| <b>Contractor Certification Fees F.S. 553-80</b>   |   |
|  | <b>FY 26 Current</b>                                      |
| <b>Application and Renewal Fees:</b>   |   |
| Active Contractor:   |   |
| Application/Test Fee   | \$55.00   |
| Class I - Biennial   | \$106.00  |
| Class II - Biennial  | \$106.00  |
| Class III - Biennial   | \$106.00  |

| <b>Contractor Certification Fees F.S. 553-80 Continued</b>   | <b>FY 26 Current</b>                         |
|--|--|
| Journeyman - Biennial  | \$50.00                                      |
| Late Fee for certification renewal (within 90 days)  | \$50.00                                      |
| Late fee for certification renewal (within 12 months)  | \$106.00                                     |
| Retention of Certificate when on Inactive Status   | \$35.00                                      |
| Reciprocity Letter   | \$30.00                                      |
| Reinstatement Fee  | \$106.00                                     |
| Duplicate Card   | \$15.00                                      |
| Contractor Status Letter   | \$56.00                                      |
| <b>Mechanical Permit Fees F.S. 553.80</b>  | <b>FY 26 Current</b>                         |
| Permit Issuance  | \$11.00 with a minimum permit fee of \$35.00 |
| Inspection of heating, ventilation, ductwork, air-conditioning and refrigeration systems, including repairs, alterations and additions to an existing system   |  |
| <b>Valuation:</b>  |  |
| - \$0 - 5,000  | \$24.00                                      |
| - \$5,001 and above  | \$19.00 plus \$2.00 for each add'l \$1,000   |
| Inspection of repairs, alterations, and additions to an existing system  | see above                                    |
| <b>Inspecting Boilers (based on Btu input):</b>  |  |
| - 33,000 Btu (1 BHp) to 165,000 (5 BHp)  | \$24.00                                      |
| - 165,001 Btu (5 BHp) to 330,000 (10 BHp)  | \$24.00                                      |
| - 330,001 Btu (10 BHp) to 1,165,000 (52 BHp)   | \$26.00                                      |
| - 1,165,001 Btu (52 BHp) to 3,300,000 (98 BHp)   | \$30.00                                      |
| - Over 3,300,000 Btu   | \$34.00                                      |
| Temporary operation inspection   | \$37.00                                      |
| Re-inspection Fee  | \$37.00                                      |
| Starting work without a permit   | Double the applicable fee + \$100.00         |
| Refund fee   | \$22.00                                      |
| Transfer fee   | \$22.00                                      |
| In all buildings, except one and two family dwellings, where self-contained air conditioning units of less than two tons are to be installed, the fee charged shall be the total cost of all units combined. |  |
| <b>Solar Permit Fees F.S. 553.80</b>   | <b>FY 26 Current</b>                         |
| Permit Issuance  | \$11.00 with a minimum permit fee of \$35.00 |
| Thermal Permit   | \$24.00                                      |
| Photovoltaic Permit  | \$24.00                                      |
| Plan Review Fee  | \$37.00 per hour                             |
| Refund Fee   | \$22.00                                      |
| Transfer Fee   | \$22.00                                      |
| Inspection Fee   | \$53.00                                      |
| Starting work without a permit   | Double the applicable fee + \$100.00         |

## Growth Management Services Department

| <b>General Fees</b>                   | <b>FY 26 Current</b> |
|---------------------------------------|----------------------|
| Land Development Code                 | actual cost          |
| Ponte Vedra Zoning District Ordinance | actual cost          |
| Comprehensive Plan:                   |                      |
| Adoption Document                     | actual cost          |
| Background elements                   | actual cost          |
| Comprehensive Plan Maps               | actual cost          |
| Development Review Manual             | actual cost          |
| Standards and Detail Manual           | actual cost          |
| Copies exceeding 11" x 14"            | \$5.00               |
| Certified copies                      | \$1.00 per page      |

| <b>General Fees Continued</b>   | <b>FY 26 Current</b>  |
|---|---|
| Response letters to verify status of project, development orders, comprehensive plan consistency, concurrency, zoning confirmation, development analysis, use determination, and/or data research   | \$58.00 per hour – with a two hour minimum  |
| Confirmation letters for Jurisdictional agencies (FDEP, SJRWMD, etc.)   | \$22.00   |
| Certificate for Home Office, Rural Industry or Business Office (includes Change of Use)   | \$22.00   |
| Open Code Enforcement Violations/Lien Request Fee   | \$58.00   |
| Registered Architectural Review Association Application/Renewal   | \$300.00  |
| Administrative Waivers  | \$107.00  |
| Administrative Interpretations  | \$109.00 per hour with a two hour minimum   |
| Continuance of Public Hearing requested by Applicant  | \$200.00  |
| Applicants are responsible to pay the full cost of re-advertising continued items when the applicant has requested or caused the continuance. Applicants will be billed this cost.  |   |
| Non-zoning variances (includes GIS & Fire Fee)  | \$612.00 plus the actual cost of advertising  |
| Appeals (includes GIS Fee)  | \$373.00 plus the actual cost of advertising  |
| Text Amendment to Land Development Code   | \$1,000.00 plus the actual cost of advertising  |
| Flood damage prevention variance appeals  | \$283.00 plus the actual cost of advertising  |
| Resubmittal Fees for expired applications 180 days or more (excluding Building Permit applications).<br>*substantial changes to a project requires submission of a new application  | 50% of original application fee   |
| Refunds for applications (excluding Building Permit applications):  |   |
| Prior to any review activity  | 100% refunded less \$20.00 processing fee   |
| After processing, but prior to completion of 1st Review   | 50% refunded  |
| After completion of 1 <sup>st</sup> Review  | 0% refunded   |
| Note: Those projects that have been designated as Affordable Housing by the St. Johns County Housing & Community Services Division may receive a 25% reduction for all land development application review fees except Clearance Sheet and Building Services fees.  |   |
| <b>Zoning - General Application Fees</b>  | <b>FY 26 Current</b>  |
| <b>Special Use Permits:</b>   |   |
| Minor Review (Per Development Review Manual Section 18.01) excluding the cost of public advertising (includes GIS fee). This fee may also apply to Minor Modifications that qualify as a Minor Special Use Permit.  | \$364.00 plus the cost of advertising   |
| <b>Major Review</b> (all Special Uses found in Section 2.03; includes GIS & Fire Fee)   | \$600.00 plus the cost of advertising   |
| <b>Transfer Permit to New Owner</b> (Alcoholic Beverage Establishments)   | \$58.00 / hour with one hour minimum  |
| <b>Telecommunications Tower Review</b> (Applications requiring Public Hearing; includes GIS fee)  | \$746.00 plus the cost of advertising, required consulting fees and 15% Administrative Processing Fee |
| <b>Zoning Variance:</b>   |   |
| Applications requiring Public Hearing (includes GIS & Fire Fee)   | \$596.00 plus the cost of advertising   |
| After the fact applications requiring Public Hearing (includes GIS & Fire Fee)  | Double the application fee  |
| <b>Temporary Use Permits:</b>   |   |
| <b>Administrative</b> (Section 2.02.05) (includes Fire Fee)   | \$150.00  |
| <b>Requiring Public Hearing</b> (Exceed limits of 2.02.05)  | \$260.00 plus the cost of advertising   |
| Special Event Signage Registration (Section 7.05.01)  | \$22.00   |
| Penalty for starting without permit   | Double the application fee  |
| <b>Planning - Land Development Application Fees</b>   | <b>FY 26 Current</b>  |
| <b>Planned Development Rezoning Pre-Applications:</b>   |   |
| Pre-application Review for PUD, and PRD (includes Fire Fee)   | \$462.00  |
| Pre-application Review for PUD, and PRD within St. Johns County Utility Service Area  | \$583.00  |
| *Acreage fee is assessed for each acre or fractional part thereof with a 50% reduction per acre for those acres which make the acreage fee exceed \$2,000.00 and an additional 25% reduction per acre for those acres which make the acreage fee exceed \$4,000.00. |   |
| <b>Rezoning Applications:</b>   |   |
| General Zone District   | \$2,218.00, + 10.00/acre* plus the cost of advertising  |

| <b>Planning - Land Development Application Fees Continued</b>   | <b>FY 26 Current</b>                                  |
|---|---|
| General Zone District within the St. Johns County Utility (SJCUC) Service Area  | \$2,382.00, + 10.00/acre* the cost of advertising     |
| Planned Unit Development (PUD) (includes Fire Fee)  | \$4,008.00 + 21.00/acre* plus the cost of advertising |
| Planned Unit Development (PUD) within St. Johns County Utility Service Area   | \$4,666.00 + 21.00/acre* plus the cost of advertising |
| Planned Rural Development (PRD)   | \$2,672 + 21.00/acre* plus the cost of advertising    |
| PRD within St. Johns County Utility Service Area  | \$3,359 + 21.00/acre* plus the cost of advertising    |
| <b>Planned Development Modification Pre-Applications:</b>   |   |
| Pre-application Review for Major Modifications to PUD or PRD (includes Fire Fee)  | \$353.00  |
| Pre-application Review for Major Modifications to PUD or PRD within St. Johns County Utility Service Area                       | \$447.00  |
| <b>Planned Development Modifications:</b>   |   |
| Master Development Plan (Incremental) (includes Fire Fee)   | \$470.00  |
| Master Development Plan (Incremental) within St. Johns County Utility Service Area  | \$722.00  |
| Small Adjustments to PUD, PRD, PSD, or FDP (includes Fire Fee)  | \$416.00  |
| Minor Modification to PUD, PRD, PSD, or FDP (includes Fire Fee)   | \$1,148.00 plus the cost of advertising               |
| Minor Modification to PUD, PRD, PSD, or FDP within St. Johns County Utility Service Area  | \$1,367.00 plus the cost of advertising               |
| Major Modification to PUD & PRD (includes Fire Fee)   | \$3,288.00 plus the cost of advertising               |
| Major Modification to PUD & PRD within St. Johns County Utility Service Area  | \$3,661.00 plus the cost of advertising               |
| Major Modification to PUD & PRD that includes the addition of new land (includes Fire Fee)                                      | \$5,428.00 plus the cost of advertising               |
| Major Modification to PUD & PRD that includes the addition of new land within St. Johns County Utility Service Area             | \$5,801.00 plus the cost of advertising               |
| Unified Sign Plan (if separate from PUD) - Major Modification see fee above   | \$571.00  |
| <b>Development of Regional Impact (DRI):</b>  |   |
| DRI Modification/ Development Order Amendment   | \$3,274.00 plus the cost of advertising               |
| DRI Land Use Conversion (DRILU)   | \$58.00/hr - 2 hr minimum                             |
| DRI Reports   | \$545.00  |
| <b>Development Agreements:</b>  |   |
| Development Agreements  | \$8,840.00  |
| Development Agreements within St. Johns County Utility Service Area   | \$11,288.00   |
| Development Agreement Modifications   | \$2,675.00  |
| Impact Fee Agreement (If filed in conjunction with a Developers Agreement Application this fee does not apply)                  | \$1,070.00  |
| Impact Fee Agreement Modification Fee (If filed in conjunction with a Developers Agreement Application this fee does not apply) | \$575.00  |
| <b>Vesting Determinations:</b>  |   |
| Confirmation of Projects Deemed Vested  | \$58.00 per hour with two hour minimum                |
| Individual Lots   | \$58.00 per hour with two hour minimum                |
| PUD's/PSD's/PRD's/DRI's/Subdivisions  | \$109.00 per hour with two hour minimum               |
| Extension of Vested Rights  | \$58.00 per hour with two hour minimum                |
| <b>Community Development District Applications:</b>   |   |
| Community Development District Applications   | \$16,370.00   |
| Amendment to Expand, Contract or Terminate an approved Community Development District   | \$1,558.00  |
| <b>Special Districts:</b>   |   |
| Overlay District Architectural Review Fee New buildings or additions more than 250 sf   | \$519.00  |

| <b>Planning - Land Development Application Fees Continued</b>   | <b>FY 26 Current</b>   |
|---|--|
| Overlay District Architectural Review Fee Major Reviews (Projects, new sign installations requiring a sign or building permit)  | \$270.00   |
| Overlay District Architectural Minor Review Fee (Projects, sign refacings and new signs not requiring sign or building permits) | \$88.00  |
| VBTC Required Pre-Application meeting for new buildings or additions over 250 sf  | Free   |
| VBTCDR Master Review (New Buildings or additions over 250 sf)   | \$1,200.00   |
| VBTC Temporary Use Permit/Minor Review (Combined Review)  | \$156.00   |
| Cultural Resources Review Board Landmark Designation (fee is waived if initiated by the CRRB)                                   | \$208 plus advertising cost                                    |
| County Landmark Designation Development Incentives (fee is waived if initiated by the CRRB)                                     | \$208 plus advertising cost                                    |
| Combined County Landmark Designation and Development Incentives (fee is waived if initiated by the CRRB)                        | \$312 plus advertising cost                                    |
| Cultural Resources Management Plan Review   | \$436.00   |
| Environmental Clearance Sheet & Inspection  | \$82.00  |
| Under Neighborhood Site Plan  | \$27.00  |
| Re-submittal after initial approval   | \$57.00  |
| Penalty for starting without permit (Includes all above fees)   | Double the application fee                                     |
| <b>Land Use Changes - Development:</b>  |  |
| Regular Cycle Amendments:   |  |
| Large Scale (> 50 acres) (includes Fire Fee)  | \$4,094.00 + 21/acre* plus the cost of advertising             |
| Large Scale (> 50 acres) within the St. Johns County Utility Service Area (includes Fire Fee)                                   | \$4,529.00 + 21/acre* plus the cost of advertising             |
| Small Scale Amendment (< 50 acres) (includes Fire Fee)  | \$1,206.00 + 21.00/acre* plus the cost of advertising          |
| Other Uses / Changes not itemized   | Fee based upon use closest to application                      |
| Revision of Goals, Objectives, Policies per Element   | \$1,733.00 plus the cost of advertising                        |
| Amendment to Application  | 25% of original application fee                                |
| <b>Re-submission Review Fees:</b>   |  |
| Third submission and thereafter   | 15% of original application fee for each submittal after first |
| <b>Concurrency Review Application Fees</b>  | <b>FY 26 Current</b>   |
| <b>Concurrency Determinations:</b>  |  |
| A. Informational Concurrency Determination  |  |
| Non-binding   |  |
| Peak Hour Trips:  |  |
| (1 - 3.9)   | \$0.00   |
| (4.0 - 29.9)  | \$107.00   |
| Major (30 +)  | \$214.00   |
| B. Final Concurrency Determination  |  |
| Binding   |  |
| Peak Hour Trips:  |  |
| (4.0 - 29.9)  | \$535.00   |
| Major (30 +)  | \$1,797.00   |
| Major (30 +) within the St. Johns County Utility Service Area   | \$2,428.00   |
| <b>Concurrency Exemption Determinations:</b>  |  |
| A. Concurrency Evaluating Department Review   | \$976.00   |
| B. Verification of Concurrency Exemption  | \$72.00  |
| <b>Appeals to Board of County Commissioners:</b>  |  |
| A. Concurrency Exemption  | \$428.00 plus the cost of advertising                          |
| B. Concurrency Determination  | \$642.00 plus the cost of advertising                          |
| Modification to Final Certificate of Concurrency  | \$519.00   |
| Concurrency Agreement   | \$8,186.00   |

| <b>Concurrency Review Application Fees Continued</b>  |  | <b>FY 26 Current</b>                    |
|---|--|---|
| Proportionate Fair Share Agreements   |  |   |
| Option A  |  | \$4,093.00                              |
| Fee will be assessed at the Option B or C fee prior to application and/or during application review if determined by the County substantial review is necessary to accommodate waiver and/or special request. |  |   |
| Option B or C   |  | \$8,186.00                              |
| School Concurrency Proportionate Share Mitigation Agreement   |  | \$291.00                                |
| Applicants are responsible to pay the full cost of re-advertising continued items when the applicant has requested or caused the continuance. Applicants will be billed this cost.                            |  |   |
| <b>Development Review - Fee Schedule</b>  |  | <b>FY 26 Current</b>                    |
| <b>Plat Review:</b>   |  |   |
| Final Plat/Replat Review (includes Fire Fee)  |  | \$461.00 + \$21.00 per lot              |
| Final Plat/Replat Review within the St. Johns County Utility Service Area   |  | \$735.00 + \$21.00 per lot              |
| Third submission and thereafter   |  | \$104.00                                |
| Vacation (Plat, Road, Easement) (includes Fire Fee)   |  | \$461 plus the cost of advertising      |
| Vacation (Plat, Road, Easement) within the St. Johns County Utility Service Area  |  | \$636.00                                |
| <b>Construction Plan Reviews:</b>   |  |   |
| A. Minor Construction Plan Review (includes Fire Fee)   |  | \$628.00                                |
| B. Commercial and Multifamily Construction Plan Review (includes Fire Fee)  |  |   |
| Base review fee per project outside the St. Johns County Utility Service Area   |  | \$628.00                                |
| Base review fee per project within the St. Johns County Utility Service Area  |  | \$1,397.00                              |
| plus, review fee per project acre of portion thereof  |  |   |
| for site development outside the St. Johns County Utility Service Area  |  | \$130.00                                |
| or site development within the St. Johns County Utilities Service Area for Water & Sewer  |  | \$459.00                                |
| or site development within the St. Johns County Utilities Service Area for Water or Sewer   |  | \$382.00                                |
| or site development within the St. Johns County Utilities Service Area for Water & Sewer & Reuse  |  | \$568.00                                |
| plus if within the St. Johns County Utilities Service Area per Sewer Lift Station   |  | \$219.00                                |
| plus, clearing review fee   |  |   |
| 5 acres or less   |  | \$286.00                                |
| Over 5 acres  |  | \$156.00 + \$36.00/acre                 |
| C. Roadway and Subdivision Construction Plan Review   |  |   |
| Base review fee per project outside the St. Johns County Utility Service Area   |  | \$628.00                                |
| Base review fee per project within the St. Johns County Utility Service Area  |  | \$1,397.00                              |
| plus, review fee per 1/4 mile increment, or portion thereof for roadway construction, including any proposed improvements in new or existing right-of-way   |  |   |
| for site development outside the St. Johns County Utility Service Area  |  | \$260.00                                |
| or, site development within the St. Johns County Utility Service Area for Water & Sewer & Reuse   |  | \$682.00                                |
| or, site development within the St. Johns County Utility Service Area for Water & Sewer   |  | \$545.00                                |
| or, site development within the St. Johns County Utility Service Area for Water or Sewer  |  | \$457.00                                |
| plus, if within the St. Johns County Utility Service Area per Sewer Lift Station  |  | \$493.00                                |
| plus, clearing review fee   |  | \$320.00 + \$36.00 per acre or fraction |
| D. Sidewalk Fund: \$130 per linear foot, less driveway width for projects abutting right of way designated to require sidewalk funds  |  | \$130.00                                |
| E. Re-submission Review Fees:   |  |   |
| Third submission  |  | \$104.00                                |
| plus, Third submission if within the St. Johns County Utilities Service Area  |  | \$264.00                                |
| Fourth submission   |  | \$200.00 each                           |
| plus, Fourth submission if within the St. Johns County Utilities Service Area   |  | \$264.00                                |
| plus, Fourth submission if open review with Fire Services   |  | \$100.00                                |
| Modifications to Construction Plans (includes Fire Fee)   |  | \$260.00                                |
| Modifications to Construction Plans if within the St. Johns County Utilities Service Area   |  | \$370.00                                |
| Penalty for starting without permit (Includes all above fees)   |  | Double the applicable fee               |
| <b>Construction Inspection:</b>   |  |   |
| A. Base fee:  |  | \$364.00                                |
| Base fee if within the St. Johns County Utilities Service Area  |  | \$923.00                                |
| plus,   |  |   |

| <b>Development Review - Fee Schedule Continued</b>  | <b>FY 26 Current</b>                |
|---|-------------------------------------|
| per project acre, or portion thereof, for site development exclusive of subdivision infrastructure improvements,                          | \$312.00                            |
| or if within the St. Johns County Utilities Service Area per acre Water & Sewer   | \$679.00                            |
| per acre Water or Sewer   | \$569.00                            |
| per acre Water, Sewer & Reuse   | \$788.00                            |
| plus if within the St. Johns County Utilities Service Area per Sewer Lift Station   | \$274.00                            |
| and/or  |                                     |
| per 1/4 mile increment, or portion thereof for roadway construction, including any proposed improvements in new or existing right-of-way. | \$1,558.00                          |
| or if within the St. Johns County Utilities Service Area  |                                     |
| Water, Sewer & Reuse  | \$3,478.00                          |
| Water & Sewer   | \$3,170.00                          |
| Water or Sewer  | \$2,644.00                          |
| plus per Sewer Lift Station   | \$823.00                            |
| B. Re-inspection Review Fee   | \$104.00                            |
| <b>As-Built Review:</b>   |                                     |
| A. Base fee (includes Fire Fee)   | \$414.00                            |
| B. Re-inspection Review Fee   |                                     |
| As-Built Re-inspection (each)   | \$104.00                            |
| Fire Service Site Inspection (each, after 1st inspection)   | \$52.00                             |
| Temporary Certificate of Occupancy Review Fee   | \$104.00                            |
| Bond or Letter of Credit Time Extension   | \$52.00                             |
| Escrow Agreement Review   | \$156.00                            |
| Escrow Draw Request   | \$26.00                             |
| Hold Harmless Agreement Review  | \$156.00                            |
| File Transfer to New Engineer and/or Surveyor   | \$58.00 per hour with one hour min. |
| Verification of Construction Plans (when additional approved copies are requested)  | \$58.00 per hour with one hour min. |
| Bond Renewal / Cost Estimate Review   | \$208.00                            |
| FEMA Flood Zone Verification Letter   | \$10.00                             |
| Clearance Sheet Processing Fee  | \$62.00                             |
| Third Submission  | \$16.00                             |
| Neighborhood Site Plan Review   | \$52.00 per lot                     |
| Revision to Neighborhood Site Plan  | \$26.00 per lot                     |
| Non-DRC Site Plan Review (includes Fire Fee)  | \$100.00                            |
| Residential Lot Grading (includes 1 <sup>st</sup> inspection.)  | \$104.00                            |
| Revision/Modification after initial approval.   | \$52.00                             |
| Residential Lot Grading/After-the-Fact  | \$208.00                            |
| Lot Grading Re-inspection   | \$52.00                             |
| <b>Single Family Residential Driveway Permit:</b>   |                                     |
| Review and Inspection per driveway  | \$36.00                             |
| <b>Clearing &amp; Tree Preservation:</b>  |                                     |
| Tree Inch Deficiency  | 100.00/inch                         |
| Early Land Clearing Fee   | \$250.00                            |
| Under Neighborhood Site Plan  | \$26.00                             |
| Single Family Lots (new construction)   | \$104.00                            |
| Re-inspection (if C/O inspection fails)   | \$52.00                             |
| Revision/Modification After Initial Approval  | \$52.00                             |
| After the Fact Clearing Permit  | \$208.00                            |
| Penalty for starting without permit (Includes all above fees)   | Double the applicable fee           |
| Subdivisions  | \$308.00 + \$35.00 per acre         |
| <b>Tree Removal Penalties (Pursuant to Ord. 2020-23)</b>  |                                     |
| Assessment for Unauthorized Protected Tree Removal:   |                                     |
| Each Tree 8 inches to less than 12 inches   | \$200.00                            |
| Each Tree 12 inches to less than 20 inches  | \$400.00                            |
| Each Tree 20 inches to less than 30 inches  | \$800.00                            |
| Each Tree 30 inches or greater  | \$1,000.00                          |
| Assessment for Unauthorized Removal of Protected Sand Live Oak or Southern Red Cedar:   |                                     |
| Each Tree 2 inches to less than 4 inches  | \$200.00                            |
| Each Tree 4 inches to less than 8 inches  | \$400.00                            |

| <b>Development Review - Fee Schedule Continued</b>   |  | <b>FY 26 Current</b>                    |
|--|--|---|
| Each Tree 8 inches to less than 12 inches  |  | \$800.00                                |
| Each Tree 12 inches or greater   |  | \$1,000.00                              |
| Unauthorized Removal of Specimen Tree  |  | \$5,000.00 each                         |
| If a site is cleared without authorization and Trees are removed such that the County Administrator is unable to assess the number and size of Protected Trees removed, such violation shall be subject to a fine per acre or fraction thereof, of land cleared.   |  | \$30,000.00 per acre                    |
| <b>Commercial &amp; Multi-Family:</b>  |  |   |
| 5 acres or less  |  | \$275.00                                |
| Over 5 acres   |  | \$150.00 + \$35.00/acre                 |
| <b>Re-submittal for Subdivision, Commercial and Multi-Family:</b>  |  |   |
| Final Inspection / Re-inspection Fee   |  | \$260.00                                |
| Clearing Plan Review   |  | \$52.00 plus \$10/acre                  |
| Final Inspection Re-inspect Fee  |  | \$260.00                                |
| Borrow Pit Construction Plans Review   |  | \$208.00 + \$26.00/acre                 |
| Telecommunications tower construction plan review  |  | \$571.00                                |
| Private Road Transfer  |  | \$1,247.00 plus the cost of advertising |
| Significant changes to a Subdivision, Commercial or Multi-Family Commercial Plan   |  | 50% of original fee                     |
| <b>County Engineering Division</b>   |  |   |
|  |  | <b>FY 26 Current</b>                    |
| <b>Right of Way Permitting Fees - Including but not limited to utilities</b>   |  |   |
| Review & Inspection:   |  |   |
| Base Review Fee  |  | \$104.00                                |
| plus fees listed below as per individual permit applications:  |  |   |
| per jack and bore location   |  | \$52.00                                 |
| per roadway cut location   |  | \$260.00                                |
| per 1,000 linear feet of overhead utility installation along or adjacent to county right-of-way or fraction thereof  |  | \$17.00                                 |
| per 1,000 linear foot of underground utility installation along or adjacent to county right-of-way or fraction thereof   |  | \$36.00                                 |
| per new pole/structure installations involving no more than three structures subject to : any extension to an existing overhead alignment, installations within right-of-way which are outside of existing alignment, installations adjacent to right-of-way in utility easements where access for installation is by public right-of-way, not otherwise exempt from permit or other uses. |  | \$28.00                                 |
| Conduit service lateral installations that do not cross a roadway and are placed perpendicular to right-of-way line  |  | \$36.00                                 |
| Commercial Driveway Permit: per driveway   |  | \$156.00                                |
| Landscaping  |  | \$112.00                                |
| House moving   |  | \$112.00 permit fee                     |
| <b>County Engineering Division Continued</b>   |  |   |
|  |  | <b>FY 26 Current</b>                    |
| Irrigation   |  | \$135.00 base fee + \$21.00/linear feet |
| Right of Way permit time expansion   |  | Permit fee up to \$56.00                |
| Penalty for work without a permit  |  |   |
| 1st Offense  |  | Double the applicable fee + \$250.00    |
| 2nd Offense within 12 months   |  | Double the applicable fee + \$1,000.00  |
| Roadway / Drainage Construction (per 1/4 mile)   |  | \$156.00                                |
| Sidewalk Construction (per 100 ft.)  |  | \$78.00                                 |
| Maintenance of Traffic/Lane Closure/Road Closure Base Review   |  | \$104.00                                |
| If MOT is Necessary  |  | \$104.00                                |
| <b>Note: Right-of Way Permit Fees do not apply to telecommunications providers subject to F.S. 337.401</b>   |  |   |
| <b>Solid Waste Division</b>  |  |   |
|  |  | <b>FY 26 Current</b>                    |
| Waste Tires (if 10 or fewer delivered at the same time)  |  | \$2.75 each                             |
| Waste Tires (if more than 10 delivered at the same time)   |  | \$210.00 per ton                        |
| Fluorescent light bulbs (2-4 feet in length)   |  | \$0.75 each                             |
| Fluorescent light bulbs (6-8 feet in length)   |  | \$1.00 each                             |
| Containers containing latex paint  |  | \$2.00 per gallon                       |
| Containers containing oil-based paint  |  | \$4.00 per gallon                       |

## Fire Department

| Fire Plans Review Fees (Ord. No. 93-6)  | FY 26 Current                        |
|---|--------------------------------------|
| Permit Issuance Fee   | \$25.00                              |
| Commercial/Multi Family Structures:   |                                      |
| Minimum fee up to \$50,000 valuation  | \$71.00                              |
| Additional per \$1,000 valuation over min   | \$1.25                               |
| Minimum fee for systems with up to 50 heads   | \$81.00                              |
| Fee for systems with over 50 heads  | \$81.00 plus \$1.00 per head over 50 |
| Private Fire Service Water Mains (if permitted separately from fire suppression system)               | \$75.00                              |
| (Note: Above Fees include cost of review, one hydrostatic test inspection, and one final inspection.) |                                      |
| Additional Hydrostatic Test Inspections   | \$38.00 each                         |
| Communications Towers   | \$15.00                              |
| Fire Pumps  | \$100.00                             |
| Stand pipes (Note: If permitted separately from Fire Sprinkler Systems.)                              | \$38.00                              |
| Fire Alarm  |                                      |
| Minimum fee for FACP & 10 devices on the system   | \$54.00                              |
| Systems with a FACP & more than 10 initiating or notification devices                                 | \$54.00 plus \$1.50 per device       |
| Commercial Kitchen Exhaust Hoods  | \$66.00                              |
| Fire Suppression System   | \$68.00                              |
| Altered Locking/Latching Arrangements Review (1st Submittal)  | \$75.00                              |
| Each additional submittal   | \$25.00                              |
| <b>Fire Inspections (for facilities required to hold a license to operate):</b>                       |                                      |
| 0-5,000 Sq. Ft  | \$38.00                              |
| 5,001-12,000 Sq. Ft.  | \$53.00                              |
| 12,001-25,000 Sq. Ft.   | \$88.00                              |
| 25,001-50,000 Sq. Ft.   | \$105.00                             |
| 50,001-75,000 Sq. Ft.   | \$123.00                             |
| 75,001-100,000 Sq Ft.   | \$140.00                             |
| 100,001-250,000 Sq. Ft.   | \$175.00                             |
| 250,001-500,000 Sq. Ft.   | \$210.00                             |
| 500,001-750,000 Sq. Ft.   | \$245.00                             |
| 750,001-1,000,000 Sq. Ft.   | \$280.00                             |
| > 1,000,000 Sq Ft.  | \$350.00                             |
| After 2nd Re-inspection   | Original Cost of Inspection          |
| Plans Re-Submittal fee:   |                                      |
| First re-submittal  | N/C                                  |
| Second re-submittal   | 25% of plan fee or minimum of \$125  |
| Third re-submittal  | 50% of plan fee or minimum of \$200  |
| Fourth or more re-submittal   | 75% of plan fee or minimum of \$200  |
| Minor Revised Plan Review Following Approval:   | \$40.00                              |
| Major Alteration  | \$53 / hour                          |
| Review of NEW Plans after approval  | \$68.00                              |
| Penalty for starting work without a Fire Marshal Permit   | Double the normal application fee    |
| <b>Fire Plans Development Review:</b>   |                                      |
| Special Use Permits (Major Review)  | \$25.00                              |
| Zoning & Non-Zoning Variances   | \$25.00                              |
| Temporary Use Permits (Administrative)  | \$25.00                              |
| Small Scale & Comprehensive Plan Amendments   | \$50.00                              |
| As-Built Review   | \$50.00                              |
| Fire Extinguisher Training (per person)   | \$5.00                               |
| Fire Works – per event, prior to shoot  | \$54.00                              |
| <b>Special Event Services</b>   |                                      |
| Fire Engine and (3) Firefighters  | \$301 per hour                       |
| Ambulance and (2) Paramedics  | \$165.00 per hour                    |
| Bike Unit (2 Medics)  | \$120.00                             |
| Specialized Rescue Unit   | \$145.00 per hour                    |
| Inspector / Investigator  | \$65.00 per hour                     |

| <b>Special Event Service Fees - Continued</b>   | <b>FY 26 Current</b>                    |
|---|---|
| Marine 12 Safeboat with 2 Firefighters  | \$165.00 per hour                       |
| Incident Commander with Vehicle   | \$93.00 per hour                        |
| Tanker with 1 Firefighter   | \$170.00 per hour                       |
| Chief Level Officer   | \$75.00 per hour                        |
| Dispatcher  | \$55.00 per hour                        |
| Engineer  | \$55.00 per hour                        |
| Firefighter   | \$45.00 per hour                        |
| IMT Position  | \$65.00 per hour                        |
| Lieutenant/Captain  | \$65.00 per hour                        |
| <b>Re-inspection for unprepared sites:</b>  |   |
| First re-inspection   | \$55.00                                 |
| Each additional unprepared re-inspection  | \$112.00                                |
| Third party engineering   | Actual cost plus 3% administrative cost |
| Request for walkthrough/pre-inspection  | \$54.00                                 |
| <b>After hours, weekend, or holiday inspection:</b>   |   |
| Minimum fee paid in advance – 2 hours minimum   | \$153.00                                |
| Additional per hour fee (after initial 2 hours)   | \$54.00                                 |
| (Note: Subject to availability.)  |   |
| Misc. Construction/Installation Permits (Tanks, Compressed Gas Systems, Pipelines, etc.)  | \$54.00                                 |
| <b>Permits for Operations</b>   |   |
| NOTE: Permits are required for certain operations or events as listed in Florida Fire Prevention Code, 2001 Edition (see NFPA 1, 2000 edition, section 1-16.16, as modified). Fees for construction related permits are |   |
| <b>The following activities require a permit and fee for each event:</b>  |   |
| Bonfires  | \$54.00                                 |
| Explosives (blasting operations)  | \$54.00                                 |
| Fireworks, public displays  | \$54.00                                 |
| Tents and Membrane structures   | \$54.00                                 |
| Carnivals and Fairs ( <i>excludes those portions under jurisdiction of the Department of Agriculture and Consumer Services.</i> )   | \$54.00                                 |
| Other required event permits (Florida Fire Prevention Code)   | \$54.00                                 |
| <b>The following activities each require an annual permit per site:</b>   |   |
| Storage of Calcium Carbide  | \$54.00 / year                          |
| Storage of Cellulose Nitrate Film   | \$54.00 / year                          |
| Storage, handling, or use of Compressed Gases   | \$54.00 / year                          |
| Explosives ( <i>manufacture, storage, use, etc.</i> )   | \$54.00 / year                          |
| Sale or storage of Fireworks (retail or wholesale)  | \$54.00 / year                          |
| Flammable or Combustible liquid storage   | \$54.00 / year                          |
| Flammable finish application  | \$54.00 / year                          |
| Storage of Magnesium  | \$54.00 / year                          |
| Storage of rubber tires, over 2500 cubic feet   | \$54.00 / year                          |
| Storage of Oxidizers and Organic peroxides  | \$54.00 / year                          |
| Other required annual permits (Florida Fire Prevention Code)  | \$54.00                                 |
| Fire Insurance Rating Verification Letter   | \$21.00                                 |
| <b>Heartsaver Classes</b>   |   |
| Basic First Aid only  | \$45.00                                 |
| CPR/AED only Student Workbook   | \$5.00                                  |
| Basic First Aid Student Workbook  | \$5.00                                  |
| First Aid/CPR/AED Workbook  | \$5.00                                  |
| BLS Student Workbook  | \$20.00                                 |
| Heartsaver CPR / AED  | \$45.00                                 |
| Heartsaver First Aid/CPR/AED  | \$65.00                                 |
| BLS (Healthcare Provider)   | \$50.00                                 |
| ACLS Initial  | \$175.00                                |
| ACLS Student Workbook   | \$50.00                                 |
| <b>On-line Skills Check</b>   |   |
| Heartsaver Skills Check   | \$20.00                                 |
| BLS Skills Check  | \$25.00                                 |
| ACLS Skills Check   | \$30.00                                 |
| Equipment Rental Fee  | \$35.00                                 |

| <b>Heartsaver Class Fees - Continued</b>            | <b>FY 26 Current</b> |
|---|----------------------|
| Public Access Defibrillator (PAD) Incident Response | \$45.00 / hour       |
| CPR Instructor Course & BLS Instructor Course       | \$125.00 per person  |
| ACLS Instructor Course                              | \$150.00 per person  |
| Basic First Aid Card                                | \$20.00              |
| Heartsaver First Aid/CPR/AED Card                   | \$20.00              |
| Heartsave CPR/AED Card                              | \$20.00              |
| K-12 Heartsaver Card                                | \$5.00               |
| BLS (Healthcare Provider Card)                      | \$5.00               |
| ACLS Card   | \$10.00              |
| HS/BLS & ACLS Instructor Card Renewal               | \$20.00              |

## Geographic Information Systems

| <b>GIS Plot Products</b>   | <b>FY 26 Current</b>      |
|--|---------------------------|
| <b>Color Plot Products and Black and White Plot Products:</b>                    |                           |
| 8.5" x 11"   | \$2.00                    |
| each additional copy   | \$1.00                    |
| 11" x 17"  | \$3.00                    |
| each additional copy   | \$2.00                    |
| 18" x 24"  | \$4.00                    |
| each additional copy   | \$2.00                    |
| 24" x 36"  | \$5.00                    |
| each additional copy   | \$3.00                    |
| 36" x 54"  | \$10.00                   |
| each additional copy   | \$5.00                    |
| 44" x 62"  | \$25.00                   |
| each additional copy   | \$12.00                   |
| Road Atlas   | \$8.00                    |
| NOTE: The above prices are for existing maps                                     |                           |
| Staff Time per Technician per hour   | Actual Cost of Staff Time |
| <b>GIS Road Naming/Renaming (Public Initiated Only):</b>                         |                           |
| Initial Application Fee  | \$275.00                  |
| Hearing Fee (if opposition and hearing is required)                              | \$150.00                  |
| Recording and Final Processing Fee (if no opposition and no hearing is required) | \$100.00                  |
| Change Signage (if naming/renaming is approved)                                  | Actual Cost               |
| <b>GIS Addressing Services:</b>  |                           |
| Assign Address (Commercial and Residential fee per address assigned)             | \$20.00                   |
| <b>GIS Services:</b>   |                           |
| Adjacent Property Owners List  | \$50.00                   |

## Animal Control

| <b>Animal Control Facility Fees</b>                         | <b>FY 26 Current</b>   |
|---|------------------------|
| <b>1st Impound</b>  | \$15.00                |
| Processing Fee  | \$10.00                |
| Boarding Fee per day  | \$5.00                 |
| <b>2nd Impound</b>  | \$25.00                |
| Processing Fee  | \$10.00                |
| Boarding Fee per day  | \$15.00                |
| <b>3rd Impound</b>  | \$35.00                |
| Processing Fee  | \$10.00                |
| Boarding Fee per day  | \$20.00                |
| 10 Day Quarantine / Dangerous Dog Fee (\$10.00 per day)     | \$100.00               |
| Each Additional Day   | \$10.00 per day        |
| Dangerous Dog Registration (Per Animal)                     | \$100.00 per year      |
| Owner Surrender (at shelter) - per cat or dog               | \$40.00 per dog or cat |
| Owner Surrender (at shelter) - litter of puppies or kittens | \$55.00 per litter     |
| Owner Surrender and Euthanasia                              | \$50.00                |
| Animal Microchipping  | \$10.00                |
| Rabies Certification Fee                                    | \$10.00                |
| Dog Grooming (flea bath and nail clip only)                 | \$15.00                |

| <b>Animal Control Facility Fees - Continued</b>                       | <b>FY 26 Current</b> |
|---|----------------------|
| <b>Adoption Fee (includes spay/neuter, rabies vaccine and shots):</b> |                      |
| Dogs  | \$60.00              |
| Cats  | \$40.00              |
| <b>Senior Adoption Fee (must be 62 years or older):</b>               |                      |
| Dogs  | \$45.00              |
| Cats  | \$25.00              |
| Pre-Approved Pet Rescue Group Adoption (Rabies shot only)             | \$0.00               |
| Waive Fees (health, age, breed, time)                                 | \$0 or discount      |
| OTC Surgery   | Actual Cost          |
| Rescue Shots  | Actual Cost          |
| Rescue Surgery  | Actual Cost          |
| Animal Hearing Admin Fee  | \$400.00 per case    |
| Collars / Leashes / Harnesses   | 20% above cost       |
| T-shirts  | \$12.00              |

# St Johns County's Schedule of Fees and Services

## County Golf Course Fees - FY26

|                       |                      | <b>Peak</b> |           |         |           |           |         |
|-----------------------|----------------------|-------------|-----------|---------|-----------|-----------|---------|
|                       |                      | County      |           |         |           |           |         |
|                       |                      | Before Tax  |           |         | After Tax |           |         |
|                       |                      | Cart Fee    | Green Fee | Total   | Cart Fee  | Green Fee | Total   |
| <b>7am-1pm/DS 2pm</b> | <b>18 Holes</b>      | \$20.66     | \$26.76   | \$47.42 | \$22.00   | \$28.50   | \$50.50 |
|                       | <b>9 Holes (60%)</b> | \$13.62     | \$15.02   | \$28.64 | \$14.50   | \$16.00   | \$30.50 |
| <b>1pm-CL/DS 2pm</b>  | <b>18 Holes</b>      | \$20.66     | \$13.15   | \$33.80 | \$22.00   | \$14.00   | \$36.00 |
|                       | <b>9 Holes (70%)</b> | \$13.62     | \$10.33   | \$23.94 | \$14.50   | \$11.00   | \$25.50 |

|                       |                      | <b>Peak</b> |           |         |           |           |         |
|-----------------------|----------------------|-------------|-----------|---------|-----------|-----------|---------|
|                       |                      | State       |           |         |           |           |         |
|                       |                      | Before Tax  |           |         | After Tax |           |         |
|                       |                      | Cart Fee    | Green Fee | Total   | Cart Fee  | Green Fee | Total   |
| <b>7am-1pm/DS 2pm</b> | <b>18 Holes</b>      | \$20.66     | \$31.92   | \$52.58 | \$22.00   | \$34.00   | \$56.00 |
|                       | <b>9 Holes (60%)</b> | \$13.62     | \$18.31   | \$31.92 | \$14.50   | \$19.50   | \$34.00 |
| <b>1pm-CL/DS 2pm</b>  | <b>18 Holes</b>      | \$20.66     | \$15.02   | \$35.68 | \$22.00   | \$16.00   | \$38.00 |
|                       | <b>9 Holes (70%)</b> | \$13.62     | \$12.21   | \$25.82 | \$14.50   | \$13.00   | \$27.50 |

|                       |                      | <b>Peak</b> |           |         |           |           |         |
|-----------------------|----------------------|-------------|-----------|---------|-----------|-----------|---------|
|                       |                      | Out State   |           |         |           |           |         |
|                       |                      | Before Tax  |           |         | After Tax |           |         |
|                       |                      | Cart Fee    | Green Fee | Total   | Cart Fee  | Green Fee | Total   |
| <b>7am-1pm/DS 2pm</b> | <b>18 Holes</b>      | \$20.66     | \$46.48   | \$67.14 | \$22.00   | \$49.50   | \$71.50 |
|                       | <b>9 Holes (60%)</b> | \$13.62     | \$26.76   | \$40.38 | \$14.50   | \$28.50   | \$43.00 |
| <b>1pm-CL/DS 2pm</b>  | <b>18 Holes</b>      | \$20.66     | \$17.37   | \$38.03 | \$22.00   | \$18.50   | \$40.50 |
|                       | <b>9 Holes (70%)</b> | \$13.62     | \$13.62   | \$27.23 | \$14.50   | \$14.50   | \$29.00 |

| <b>Cart Fee</b>              |            |           |
|------------------------------|------------|-----------|
|                              | Before Tax | After Tax |
| <b>18 Holes</b>              | \$20.66    | \$22.00   |
| <b>9 Holes (66%)</b>         | \$13.62    | \$14.50   |
| <b>Walking (Annual Pass)</b> | \$6.57     | \$7.00    |

|                       |                 | <b>Walking Rate</b> |           |            |           |              |           |
|-----------------------|-----------------|---------------------|-----------|------------|-----------|--------------|-----------|
|                       |                 | County              |           | State      |           | Out Of State |           |
|                       |                 | Before Tax          | After Tax | Before Tax | After Tax | Before Tax   | After Tax |
| <b>7am-1pm/DS 2pm</b> | <b>18 Holes</b> | \$29.58             | \$31.50   | \$31.92    | \$34.00   | \$46.48      | \$49.50   |
|                       | <b>9 Holes</b>  | \$24.88             | \$26.50   | \$27.23    | \$29.00   | \$34.74      | \$37.00   |
| <b>1pm-CL/DS 2pm</b>  | <b>18 Holes</b> | \$26.29             | \$28.00   | \$30.05    | \$32.00   | \$34.74      | \$37.00   |
|                       | <b>9 Holes</b>  | \$23.94             | \$25.50   | \$25.82    | \$27.50   | \$27.23      | \$29.00   |

| <b>Juniors 17 &amp; Under</b> |          |           |           |          |           |         |
|-------------------------------|----------|-----------|-----------|----------|-----------|---------|
| Before Tax                    |          |           | After Tax |          |           |         |
|                               | Cart Fee | Green Fee | Total     | Cart Fee | Green Fee | Total   |
| <b>18 Holes</b>               | \$20.66  | \$6.10    | \$26.76   | \$22.00  | \$6.50    | \$28.50 |
| <b>9 Holes</b>                | \$13.62  | \$5.16    | \$18.78   | \$14.50  | \$5.50    | \$20.00 |
| <b>Walking</b>                |          |           | \$14.08   |          |           | \$17.00 |

| <b>College Age 18-25</b> |          |           |           |          |           |         |
|--------------------------|----------|-----------|-----------|----------|-----------|---------|
| Before Tax               |          |           | After Tax |          |           |         |
|                          | Cart Fee | Green Fee | Total     | Cart Fee | Green Fee | Total   |
| <b>18 Holes</b>          | \$20.66  | \$10.33   | \$30.99   | \$22.00  | \$11.00   | \$33.00 |
| <b>9 Holes</b>           | \$13.62  | \$8.45    | \$22.07   | \$14.50  | \$9.00    | \$23.50 |

| <b>County Wellnes</b> |          |           |           |          |           |         |
|-----------------------|----------|-----------|-----------|----------|-----------|---------|
| Before Tax            |          |           | After Tax |          |           |         |
|                       | Cart Fee | Green Fee | Total     | Cart Fee | Green Fee | Total   |
| <b>18 Holes</b>       | \$20.66  | \$5.16    | \$25.82   | \$22.00  | \$5.50    | \$27.50 |
| <b>9 Holes</b>        | \$13.62  | \$4.69    | \$18.31   | \$14.50  | \$5.00    | \$19.50 |

|                 | <b>Spectator Cart</b> |           | <b>Rental Set</b> |           |
|-----------------|-----------------------|-----------|-------------------|-----------|
|                 | Before Tax            | After Tax | Before Tax        | After Tax |
| <b>18 Holes</b> | \$23.47               | \$25.00   | \$37.56           | \$40.00   |
| <b>9 Holes</b>  | \$14.08               | \$15.00   | \$22.54           | \$24.00   |

|                          | <b>Range Balls</b> |           |
|--------------------------|--------------------|-----------|
|                          | Before Tax         | After Tax |
| <b>Small (25 Balls)</b>  | \$6.57             | \$7.00    |
| <b>Medium (45 Balls)</b> | \$8.92             | \$9.50    |
| <b>Large (75 Balls)</b>  | \$12.21            | \$13.00   |

| <b>ANNUAL PASS</b> |                   |            |               |            |                                 |           |
|--------------------|-------------------|------------|---------------|------------|---------------------------------|-----------|
|                    | <b>Individual</b> |            | <b>Family</b> |            | <b>Juniors (18 &amp; Under)</b> |           |
|                    | Before Tax        | After Tax  | Before Tax    | After Tax  | Before Tax                      | After Tax |
| <b>Full</b>        | \$1,333.33        | \$1,420.00 | \$2,000.00    | \$2,130.00 | \$211.27                        | \$225.00  |
| <b>60%</b>         | \$800.00          | \$852.00   | \$1,200.00    | \$1,278.00 |                                 |           |
| <b>40%</b>         | \$533.33          | \$568.00   | \$800.00      | \$852.00   |                                 |           |

# St. Johns County's Schedule of Fees and Services

## Impact Fees

### IMPACT FEE SCHEDULE (per County Ordinance 2018-16)

| LAND USE TYPE                           | Unit of Measurement   | Roads    | Buildings | Law Enforcement | Fire/Rescue | Parks   | Schools | TOTAL    |
|---|-----------------------|----------|-----------|-----------------|-------------|---------|---------|----------|
| <b>RESIDENTIAL:</b>                     |                       |          |           |                 |             |         |         |          |
| Under 800 FT <sup>2</sup>               | Unit                  | \$7,093  | \$564     | \$264           | \$171       | \$1,135 | \$1,847 | \$11,074 |
| 801-1,250                               | Unit                  | \$8,425  | \$671     | \$313           | \$460       | \$1,349 | \$3,379 | \$14,597 |
| 1,251-1,800                             | Unit                  | \$8,689  | \$691     | \$323           | \$605       | \$1,392 | \$4,883 | \$16,583 |
| 1,801-2,500                             | Unit                  | \$10,825 | \$861     | \$402           | \$749       | \$1,733 | \$6,082 | \$20,652 |
| 2,501-3,750                             | Unit                  | \$12,592 | \$1,001   | \$467           | \$1,039     | \$2,016 | \$8,532 | \$25,647 |
| 3,751-5,000                             | Unit                  | \$14,588 | \$1,161   | \$542           | \$1,327     | \$2,336 | \$8,901 | \$28,855 |
| 5,001 FT <sup>2</sup> and Over          | Unit                  | \$15,402 | \$1,225   | \$573           | \$1,617     | \$2,466 | \$9,049 | \$30,332 |
| Hotel/Motel                             | Room                  | \$4,302  | \$402     | \$188           | \$49        | \$202   | \$0     | \$5,143  |
| <b>INDUSTRIAL:</b>                      |                       |          |           |                 |             |         |         |          |
| General Industrial                      | 1,000 FT <sup>2</sup> | \$1,773  | \$243     | \$113           | \$18        | \$0     | \$0     | \$2,147  |
| Warehousing                             | 1,000 FT <sup>2</sup> | \$622    | \$165     | \$76            | \$12        | \$0     | \$0     | \$875    |
| Mini-warehousing                        | 1,000 FT <sup>2</sup> | \$540    | \$23      | \$11            | \$2         | \$0     | \$0     | \$576    |
| <b>OFFICE:</b>                          |                       |          |           |                 |             |         |         |          |
| General Office < 100k FT <sup>2</sup>   | 1,000 FT <sup>2</sup> | \$3,347  | \$737     | \$344           | \$221       | \$0     | \$0     | \$4,649  |
| General Office 100-200k FT <sup>2</sup> | 1,000 FT <sup>2</sup> | \$3,167  | \$587     | \$274           | \$176       | \$0     | \$0     | \$4,204  |
| General Office > 200k FT <sup>2</sup>   | 1,000 FT <sup>2</sup> | \$2,876  | \$443     | \$206           | \$133       | \$0     | \$0     | \$3,658  |
| <b>COMMERCIAL:</b>                      |                       |          |           |                 |             |         |         |          |
| Commercial < 100K FT <sup>2</sup>       | 1,000 FT <sup>2</sup> | \$3,942  | \$1,582   | \$738           | \$141       | \$0     | \$0     | \$6,403  |
| Commercial 100-199K FT <sup>2</sup>     | 1,000 FT <sup>2</sup> | \$5,413  | \$1,416   | \$661           | \$127       | \$0     | \$0     | \$7,617  |
| Commercial 200-299K FT <sup>2</sup>     | 1,000 FT <sup>2</sup> | \$6,207  | \$1,243   | \$581           | \$111       | \$0     | \$0     | \$8,142  |
| Commercial 300-399K FT <sup>2</sup>     | 1,000 FT <sup>2</sup> | \$7,242  | \$1,060   | \$495           | \$95        | \$0     | \$0     | \$8,892  |
| Commercial 400-499K FT <sup>2</sup>     | 1,000 FT <sup>2</sup> | \$8,422  | \$988     | \$461           | \$89        | \$0     | \$0     | \$9,960  |
| Commercial > 500K FT <sup>2</sup>       | 1,000 FT <sup>2</sup> | \$9,138  | \$910     | \$425           | \$81        | \$0     | \$0     | \$10,554 |
| Bank/Financial Institution              | 1,000 FT <sup>2</sup> | \$10,338 | \$525     | \$245           | \$47        | \$0     | \$0     | \$11,155 |
| Service Station – all types             | Fueling Station       | \$3,866  | \$731     | \$341           | \$66        | \$0     | \$0     | \$5,004  |
| Pharmacy w/Drive Thru                   | 1,000 FT <sup>2</sup> | \$4,602  | \$570     | \$266           | \$51        | \$0     | \$0     | \$5,489  |
| Fast Food w/Drive Thru                  | 1,000 FT <sup>2</sup> | \$13,980 | \$1,227   | \$573           | \$110       | \$0     | \$0     | \$15,890 |
| <b>RECREATIONAL:</b>                    |                       |          |           |                 |             |         |         |          |
| Gen Recreation                          | Acre                  | \$880    | \$53      | \$25            | \$5         | \$0     | \$0     | \$963    |
| Campground/RV Park                      | Acre                  | \$21,875 | \$7,120   | \$3,324         | \$637       | \$0     | \$0     | \$32,956 |
| Marina                                  | Berth                 | \$565    | \$98      | \$46            | \$8         | \$0     | \$0     | \$717    |
| Health/Fitness Club                     | 1,000 FT <sup>2</sup> | \$6,917  | \$606     | \$283           | \$54        | \$0     | \$0     | \$7,860  |
| <b>INSTITUTIONAL:</b>                   |                       |          |           |                 |             |         |         |          |
| Elementary School                       | 1,000 FT <sup>2</sup> | \$1,806  | \$429     | \$200           | \$39        | \$0     | \$0     | \$2,474  |
| High School                             | 1,000 FT <sup>2</sup> | \$1,594  | \$392     | \$183           | \$35        | \$0     | \$0     | \$2,204  |
| College                                 | 1,000 FT <sup>2</sup> | \$2,505  | \$375     | \$175           | \$33        | \$0     | \$0     | \$3,088  |
| <b>MEDICAL:</b>                         |                       |          |           |                 |             |         |         |          |
| Hospital                                | 1,000 FT <sup>2</sup> | \$2,362  | \$1,156   | \$540           | \$103       | \$0     | \$0     | \$4,161  |
| Nursing Home                            | 1,000 FT <sup>2</sup> | \$1,379  | \$81      | \$38            | \$7         | \$0     | \$0     | \$1,505  |
| Medical Office                          | 1,000 FT <sup>2</sup> | \$8,349  | \$967     | \$451           | \$87        | \$0     | \$0     | \$9,854  |

NOTE: Amounts rounded to the nearest dollar.

NOTE (2): Impact Fee credit cannot exceed the amount due by category for the proposed new use.

**St. Johns County Utility**  
**Water, Wastewater and Reclaimed Water**  
**System Rate Tariff**



**Effective for Fiscal Year 2026**

*Beginning October 1<sup>st</sup>, 2025*

## Summary of Schedules

|               |   |
|---------------|---|
| SCHEDULE A    | WATER, WASTEWATER AND RECLAIMED UNIT CONNECTION FEE BY CLASSIFICATION AND AMOUNT                          |
| SCHEDULE A(1) | WATER RATES   |
| SCHEDULE A(2) | WASTEWATER RATES  |
| SCHEDULE A(3) | RECLAIMED WATER RATES   |
| SCHEDULE A(4) | WATER AND WASTEWATER ERU EQUIVALENCY FACTORS  |
| SCHEDULE A(5) | RECLAIMED WATER EQUIVALENT IRRIGATION CONNECTIONS   |
| SCHEDULE B    | DEPOSITS REQUIRED FOR SINGLE USE INSTALLATION BY METER SIZE   |
| SCHEDULE C    | DEPOSITS REQUIRED FOR OTHER THAN SINGLE USE INSTALLATION BY METER SIZE                                    |
| SCHEDULE D    | DEPOSITS REQUIRED FOR MULTIPLE USE CASES WHERE ONE METER SERVES SEVERAL UNITS                             |
| SCHEDULE E    | DEPOSITS FOR RECLAIMED WATER SERVICE  |
| SCHEDULE F(1) | WATER AND RECLAIMED TAPPING FEES  |
| SCHEDULE F(2) | SEWER TAPPING FEES  |
| SCHEDULE G    | WATER AND RECLAIMED METER TEST SERVICE CHARGES  |
| SCHEDULE H    | WATER, RECLAIMED WATER, AND WASTEWATER SERVICE CHARGES  |
| SCHEDULE I    | LIST OF OFFENSES ENFORCEABLE BY CITATION AND CIVIL PENALTIES IF A PERSON ELECTS NOT TO CONTEST A CITATION |

**Schedule A - WATER, WASTEWATER AND RECLAIMED UNIT CONNECTION FEE BY  
CLASSIFICATION AND AMOUNT**

| TYPE OF ESTABLISHMENT<br><br><i>Fiscal Year 2025</i>  | DEMAND FACTOR (gpd) | DEMAND FACTOR (gpd) | DEMAND FACTOR (gpd) | EQUIVALENT RESIDENTIAL CONNECTIONS (ERCs) FACTOR | WATER UNIT CONNECTION FEES | SEWER UNIT CONNECTION FEES | RECLAIMED WATER UNIT CONNECTION FEES* |            |
|---|---------------------|---------------------|---------------------|--|----------------------------|----------------------------|---------------------------------------|------------|
|   | Water               | Sewer               | Reclaimed           |  |                            |                            |                                       |            |
| <b>RESIDENTIAL:</b>   |                     |                     |                     |  |                            |                            |                                       |            |
| <b>Residences:</b>  |                     |                     |                     |  |                            |                            |                                       |            |
| (a) Single or Multiple Family (per dwelling or unit)  | 350                 | 280                 | 300                 | 1.00000000                                       | ERC/EIC                    | \$2,926.95                 | \$5,905.25                            | \$1,386.45 |
| (b) Mobile Home (per unit)  | 350                 | 280                 | 300                 | 1.00000000                                       | ERC/EIC                    | \$2,926.95                 | \$5,905.25                            | \$1,386.45 |
| <i>*Reclaimed water fees are evaluated on an Equivalent Irrigation Connection (EIC) basis or 300 gpd. See Sch A(5) for irrigable area calculations.</i> |                     |                     |                     |  |                            |                            |                                       |            |
| <b>COMMERCIAL:</b>  |                     |                     |                     |  |                            |                            |                                       |            |
| <b>Airports, Bus Terminals, Train Stations, Port &amp; Dock Facilities:</b>   |                     |                     |                     |  |                            |                            |                                       |            |
| Restroom (per toilet & urinal)  | 250                 | 200                 |                     | 0.71428571                                       | ERC                        | \$2,090.68                 | \$4,218.04                            |            |
| <b>Marinas:</b>   |                     |                     |                     |  |                            |                            |                                       |            |
| (a) Restroom (per toilet & urinal)  | 250                 | 200                 |                     | 0.71428571                                       | ERC                        | \$2,090.68                 | \$4,218.04                            |            |
| (b) Add per boat slip   | 100                 | 80                  |                     | 0.28571429                                       | ERC                        | \$836.27                   | \$1,687.21                            |            |
| (c) Add per laundry machine   | 400                 | 320                 |                     | 1.14285714                                       | ERC                        | \$3,345.09                 | \$6,748.86                            |            |
| <b>Barber &amp; Beauty Shops (per service chair)</b>  | 75                  | 60                  |                     | 0.21428571                                       | ERC                        | \$627.20                   | \$1,265.41                            |            |
| <b>Bowling Alley (per lane)</b>   | 100                 | 80                  |                     | 0.28571429                                       | ERC                        | \$836.27                   | \$1,687.21                            |            |
| <b>Country Club:</b>  |                     |                     |                     |  |                            |                            |                                       |            |
| (a) With dining facilities (per seat)   | 40                  | 32                  |                     | 0.11428571                                       | ERC                        | \$334.51                   | \$674.89                              |            |
| (b) Add per member or patron  | 25                  | 20                  |                     | 0.07142857                                       | ERC                        | \$209.07                   | \$421.80                              |            |
| (c) Add per employee per 8 hour shift   | 15                  | 12                  |                     | 0.04285714                                       | ERC                        | \$125.44                   | \$253.08                              |            |
| (d) Golf course restroom (per toilet & urinal)  | 250                 | 200                 |                     | 0.71428571                                       | ERC                        | \$2,090.68                 | \$4,218.04                            |            |
| <b>Clubs, Small Private &amp; Amenity Buildings:</b>  |                     |                     |                     |  |                            |                            |                                       |            |
| (a) Kitchen facilities (per 100 sq ft floor space)  | 50                  | 40                  |                     | 0.14285714                                       | ERC                        | \$418.14                   | \$843.61                              |            |
| (b) Assembly/meeting area (per 15 sq ft)  | 5                   | 4                   |                     | 0.01428571                                       | ERC                        | \$41.81                    | \$84.36                               |            |
| <b>Doctor &amp; Dentist Offices:</b>  |                     |                     |                     |  |                            |                            |                                       |            |
| (a) Per practitioner  | 250                 | 200                 |                     | 0.71428571                                       | ERC                        | \$2,090.68                 | \$4,218.04                            |            |
| (b) Add per employee per 8 hour shift   | 15                  | 12                  |                     | 0.04285714                                       | ERC                        | \$125.44                   | \$253.08                              |            |
| <b>Factories &amp; Manufacturing Facilities, Exclusive of Industrial Process (per employee per 8 hour shift):</b>                                       |                     |                     |                     |  |                            |                            |                                       |            |
| (a) No showers provided   | 15                  | 12                  |                     | 0.04285714                                       | ERC                        | \$125.44                   | \$253.08                              |            |
| (b) Showers provided  | 25                  | 20                  |                     | 0.07142857                                       | ERC                        | \$209.07                   | \$421.80                              |            |

|   |     |     |            |     |            |            |
|---|-----|-----|------------|-----|------------|------------|
| <b>Flea Market (per toilet &amp; urinal)</b>  | 250 | 200 | 0.71428571 | ERC | \$2,090.68 | \$4,218.04 |
| <b>Food Operations:</b>   |     |     |            |     |            |            |
| (a) Restaurant - operating 16 hours or less per day (per seat)                                    | 40  | 32  | 0.11428571 | ERC | \$334.51   | \$674.89   |
| (b) Restaurant - operating more than 16 hours per day (per seat)                                  | 60  | 48  | 0.17142857 | ERC | \$501.76   | \$1,012.33 |
| (c) Restaurant using single service articles only - operating 16 hours or less per day (per seat) | 20  | 16  | 0.05714286 | ERC | \$167.25   | \$337.44   |
| (d) Restaurant using single service articles only - operating over 16 hours per day (per seat)    | 35  | 28  | 0.10000000 | ERC | \$292.70   | \$590.53   |
| (e) Bar & cocktail lounge (per seat)  | 20  | 16  | 0.05714286 | ERC | \$167.25   | \$337.44   |
| (f) Drive-in restaurant (per vehicle space)   | 50  | 40  | 0.14285714 | ERC | \$418.14   | \$843.61   |
| (g) Carry-out only, including caterers  |     |     |            |     |            |            |
| 1. Per 100 sq ft of floor space   | 50  | 40  | 0.14285714 | ERC | \$418.14   | \$843.61   |
| 2. Add per employee per 8 hour shift  | 15  | 12  | 0.04285714 | ERC | \$125.44   | \$253.08   |
| (h) Food outlets  |     |     |            |     |            |            |
| 1. Per 100 sq ft of floor space   | 10  | 8   | 0.02857143 | ERC | \$83.63    | \$168.72   |
| i. Add for <u>deli</u> per 100 sq ft of <u>deli</u> floor space                                   | 40  | 32  | 0.11428571 | ERC | \$334.51   | \$674.89   |
| ii. Add for <u>bakery</u> per 100 sq ft of <u>bakery</u> floor space                              | 40  | 32  | 0.11428571 | ERC | \$334.51   | \$674.89   |
| iii. Add for <u>meat department</u> per 100 sq ft of <u>meat department</u> floor space           | 75  | 60  | 0.21428571 | ERC | \$627.20   | \$1,265.41 |
| <b>Hotels &amp; Motels:</b>   |     |     |            |     |            |            |
| (a) Regular (per room)  | 100 | 80  | 0.28571429 | ERC | \$836.27   | \$1,687.21 |
| (b) Resort hotels & cottages (per unit with kitchenette)  | 200 | 160 | 0.57142857 | ERC | \$1,672.54 | \$3,374.43 |
| (c) Add for establishments w/ self-serve laundry facilities (per machine)                         | 400 | 320 | 1.14285714 | ERC | \$3,345.09 | \$6,748.86 |
| <b>Office Building:</b>   |     |     |            |     |            |            |
| (a) Per 100 sq ft of floor space  | 15  | 12  | 0.04285714 | ERC | \$125.44   | \$253.08   |
| <b>Transient Recreational Vehicle Park/Campground</b>   |     |     |            |     |            |            |
| (a) Recreational vehicle for overnight stay, <u>without</u> water & sewer hookup (per space)      | 50  | 40  | 0.14285714 | ERC | \$418.14   | \$843.61   |
| (b) Recreational vehicle for overnight stay, <u>with</u> water & sewer hookup (per space)         | 75  | 60  | 0.21428571 | ERC | \$627.20   | \$1,265.41 |
| (c) Tent area (per space)   | 50  | 40  | 0.14285714 | ERC | \$418.14   | \$843.61   |
| <b>Service Stations (per toilet &amp; urinal)</b>   |     |     |            |     |            |            |
| (a) Open 16 hours per day or less   | 250 | 200 | 0.71428571 | ERC | \$2,090.68 | \$4,218.04 |
| (b) Open more than 16 hours per day   | 325 | 260 | 0.92857143 | ERC | \$2,717.88 | \$5,483.45 |
| <b>Shopping Centers without Food or Laundry</b>   |     |     |            |     |            |            |
| (a) Per 100 sq ft of floor space  | 10  | 8   | 0.02857143 | ERC | \$83.63    | \$168.72   |
| (b) Malls/food court (per seat)   | 40  | 32  | 0.11428571 | ERC | \$334.51   | \$674.89   |

|  |     |     |            |     |            |            |
|--|-----|-----|------------|-----|------------|------------|
| <b>Stores without Food or Laundry (per 100 sq ft)</b>        | 10  | 8   | 0.02857143 | ERC | \$83.63    | \$168.72   |
| <b>Laundromats (per machine)</b>                             | 400 | 320 | 1.14285714 | ERC | \$3,345.09 | \$6,748.86 |
| <b>Stadiums, Race Tracks &amp; Ball Parks (per seat)</b>     | 4   | 3.2 | 0.01142857 | ERC | \$33.45    | \$67.49    |
| <b>Theaters and Auditoriums (per seat)</b>                   | 4   | 3.2 | 0.01142857 | ERC | \$33.45    | \$67.49    |
| <b>Swimming/Bathing Facilities (per toilet &amp; urinal)</b> | 250 | 200 | 0.71428571 | ERC | \$2,090.68 | \$4,218.04 |
| <b>Veterinary Clinic:</b>                                    |     |     |            |     |            |            |
| (a) Per Practitioner   | 250 | 200 | 0.71428571 | ERC | \$2,090.68 | \$4,218.04 |
| (b) Add per employee per 8 hour shift                        | 15  | 12  | 0.04285714 | ERC | \$125.44   | \$253.08   |
| (c) Add per kennel, stall or cage                            | 20  | 16  | 0.05714286 | ERC | \$167.25   | \$337.44   |
| <b>Animal Boarding or Kennel:</b>                            |     |     |            |     |            |            |
| (a) Per employee per 8 hour shift                            | 15  | 12  | 0.04285714 | ERC | \$125.44   | \$253.08   |
| (b) Add per kennel, stall or cage                            | 20  | 16  | 0.05714286 | ERC | \$167.25   | \$337.44   |
| <b>Warehouse/Office:</b>                                     |     |     |            |     |            |            |
| (a) Per 100 sq ft  | 3   | 2.4 | 0.00857143 | ERC | \$25.09    | \$50.62    |
| <b>Mini-Storage &amp; Self-Storage:</b>                      |     |     |            |     |            |            |
| (a) Per unit (up to 200 units)                               | 1   | 0.8 | 0.00285714 | ERC | \$8.36     | \$16.87    |
| (b) Add for each 2 units, for over 200 units                 | 1   | 0.8 | 0.00285714 | ERC | \$8.36     | \$16.87    |
| (c) Add office area per 100 sq ft                            | 15  | 12  | 0.04285714 | ERC | \$125.44   | \$253.08   |
| (d) Add per on site residence (per residential unit)         | 350 | 280 | 1.00000000 | ERC | \$2,926.95 | \$5,905.25 |
| <b><u>INSTITUTIONAL:</u></b>                                 |     |     |            |     |            |            |
| <b>Churches:</b>   |     |     |            |     |            |            |
| (a) Per seat   | 3   | 2.4 | 0.00857143 | ERC | \$25.09    | \$50.62    |
| (b) Add per meal prepared on regular basis                   | 5   | 4   | 0.01428571 | ERC | \$41.81    | \$84.36    |
| (c) For day care or schools - see schools                    |     |     |            |     |            |            |
| <b>Hospitals:</b>  |     |     |            |     |            |            |
| (a) Per bed  | 200 | 160 | 0.57142857 | ERC | \$1,672.54 | \$3,374.43 |
| (b) Add per cafeteria seat                                   | 40  | 32  | 0.11428571 | ERC | \$334.51   | \$674.89   |
| <b>Nursing Homes, Adult Living Facilities:</b>               |     |     |            |     |            |            |
| (a) Per bed  | 100 | 80  | 0.28571429 | ERC | \$836.27   | \$1,687.21 |
| (b) Add per meal prepared                                    | 5   | 4   | 0.01428571 | ERC | \$41.81    | \$84.36    |
| <b>Schools per Student:</b>                                  |     |     |            |     |            |            |
| (a) Day-type   | 10  | 8   | 0.02857143 | ERC | \$83.63    | \$168.72   |
| i. Add for showers   | 4   | 3.2 | 0.01142857 | ERC | \$33.45    | \$67.49    |
| ii. Add for cafeteria  | 4   | 3.2 | 0.01142857 | ERC | \$33.45    | \$67.49    |
| iii. Add for day school workers                              | 15  | 12  | 0.04285714 | ERC | \$125.44   | \$253.08   |
| (b) Boarding-type  | 75  | 60  | 0.21428571 | ERC | \$627.20   | \$1,265.41 |

|   |     |     |            |     |            |            |  |
|---|-----|-----|------------|-----|------------|------------|--|
| <b>Institutions other than Schools and Hospitals:</b> |     |     |            |     |            |            |  |
| (a) Per person  | 100 | 80  | 0.28571429 | ERC | \$836.27   | \$1,687.21 |  |
| (b) Add per meal prepared                             | 5   | 4   | 0.01428571 | ERC | \$41.81    | \$84.36    |  |
| <b>Parks &amp; Public Picnic:</b>                     |     |     |            |     |            |            |  |
| (a) Per toilet & urinal                               | 250 | 200 | 0.71428571 | ERC | \$2,090.68 | \$4,218.04 |  |
| <b>Semi-Permanent Workd Camp (per worker)</b>         | 50  | 40  | 0.14285714 | ERC | \$418.14   | \$843.61   |  |


**Notes:**

(1) Schedule A is based on flows identified in FAC 64E-6.008.

(2) Convenience store estimated water and sewer flows shall be determined by adding flows for food outlets and service stations as appropriate.

(3) Additional flows for food outlets or other occupancies on the same service connections will be added as appropriate.

(4) All fees listed are estimates and may be subject to rounding or adjustment. Final charges will be calculated based on applicable rates and conditions at the time of payment.





**SCHEDULE A(2) - WASTEWATER RATES**

| A  | B       |
|--|---------|
| TYPE OF CHARGE   | CHARGE  |
| <b><u>BASE RATE</u></b>  |         |
| <b>MONTHLY RATE PER ERU</b>  | \$18.63 |
| All Wastewater System users will be charged monthly base rate times their number of ERUs. Each Account Holders number of ERUs shall be based on Schedule A(4).                                       |         |
| <b>VOLUME RATE PER 1,000 GALLONS</b>   |         |
| Single Family <sup>1</sup>   | \$5.87  |
| Multi-Family <sup>1</sup>  | \$5.87  |
| Commercial/Industrial  | \$7.01  |
| Governmental   | \$5.87  |
| Combination  | \$7.01  |
| All Wastewater System customers will be charged the volume rate per thousand (1,000) gallons of metered water consumption applicable to their customer classification.                               |         |
| <sup>1</sup> The volume charge for Single Family users shall not exceed 10,000 gallons per dwelling unit. The volume charge for Multi-Family Users shall not exceed 8,000 gallons per dwelling unit. |         |
| <b>ANNUAL RESERVED CAPACITY FEE</b>  |         |
| Annual Wastewater System Reserved Capacity Fee Per Committed but unconnected ERU   | \$50.00 |
| <b>FLAT RATE MONTHLY WASTEWATER CHARGE</b>   | \$77.33 |
| For residential wastewater customers with no water meter to measure billed wastewater flows.   |         |

**SCHEDULE A(3) –RECLAIMED WATER RATES**

|  |         |
|--|---------|
| <b>Reclaimed Water Rates, Charges and Fees</b>   |         |
| <b>Monthly Base Charge (per EIC*)</b>  |         |
| <b>General Service</b>   | \$12.46 |
| <b>Large User</b>  |         |
| Pressurized  | \$9.96  |
| Non-Pressurized  | \$8.72  |
| Non-Pressurized Disposal   | \$0.00  |
| All Reclaimed Water System Account Holders will be charged monthly a Base Charge times their number of EICs. Each Account Holder's number of EICs shall be based on Schedule A(5). |         |
| <b>Volume Rates (per 1,000 gal.)</b>   |         |
| <b>General Service</b>   |         |
| Block 1 (0 – 6,000 per EIC)  | \$3.25  |
| Block 2 (6,001 – 12,000 per EIC )  | \$4.39  |
| Block 3 (12,001 - Above per EIC)   | \$7.30  |
| <b>Large User All Flows (per 1,000 gal.)</b>   |         |
| Pressurized  | \$2.59  |
| Non-Pressurized  | \$2.27  |
| Non-Pressurized Disposal   | \$1.15  |
| <b>ANNUAL RESERVED CAPACITY FEE</b>  |         |
| Annual Reclaimed Water System Reserved Capacity Fee Per Committed but unconnected ERU  | \$50.00 |

For the purposes of customer classification, reclaimed water customers shall be classified as follows:

1. **Base User** –Shall be all customers other than Large Users with meter sizes 2.00 inches and less ; With respect to Base User meter sizes greater than 2.00 inches, the Utility Director, in his sole discretion, shall determine whether the customer shall be classified as a Base User customer or a Large User; or
2. **Large Users** are customers that satisfy all three conditions below:
  - a. Utilize 150,000 gpd or greater of reclaimed water on an average annual daily basis;
  - b. Connect directly to reclaimed water major transmission mains; and
  - c. Enter into contractual agreements with the Utility, whereby contributions, quantities and methods of delivery are specifically detailed.
3. The Large User customer class is further separated into three subclasses consisting of:
  - i. **Pressurized** – those requiring pressurized delivery to facilitate the customer’s distribution needs; and
  - ii. **Non-Pressurized** – those customers taking delivery into storage facilitates without the need for system pressure.
  - iii. **Non-Pressurized Disposal** – those customers taking delivery into storage facilities without the need for system pressure and have an interruptible level of supply.


**SCHEDULE A(4) - Water and Wastewater ERU Equivalency Factors**

| <b>ST JOHNS COUNTY</b>                              |                           |
|---|---------------------------|
| <b>WATER AND WASTEWATER ERU EQUIVALENCY FACTORS</b> |                           |
| <u>Residential Water/Sewer (Per Dwelling Unit)</u>  | <u>Equivalency Factor</u> |
| Single Family                                       | 1.00                      |
| Multi-Family  | 0.80                      |
| <br>  |                           |
| <u>Non-Residential Water/Sewer</u>                  |                           |
| Water Meter Size                                    |                           |
| 5/8"  | 1.00                      |
| 1.0"  | 2.50                      |
| 1.5"  | 5.00                      |
| 2.0"  | 8.00                      |
| 3.0"  | 15.00                     |
| 4.0"  | 25.00                     |
| 6.0"  | 60.00                     |
| 8.0"  | 80.00                     |
| 10.0"   | 115.00                    |

1. The ERUs for a compound or dual register water meter shall be equal to the ERUs of a water meter one size greater than that of the smaller of the two water meter registers.

**SCHEDULE A(5) - RECLAIMED WATER EQUIVALENT IRRIGATION CONNECTIONS**

|  |   |
|--|---|
| <b>EICs for each individual Reclaimed Water connection shall be determined as follows:</b> |   |
| a.   | Single-family lots consisting of one-half acre or less are equal to one EIC.  |
| b.   | All other Base User connections shall be equal to the greater of: (i) one EIC; (ii) the parcel/lot size in sf less the sf of non-permeable area times 0.083 gpd/sf divided by 300 gpd/EIC and rounded up to the next higher number; or (iii) the requested amount of service in gpd ADD divided by 300 gpd/EIC and rounded to the next higher number. |
| c.   | EIC for Large Users are based on dividing the requested gpd ADD level of service in the Large User agreement by 300 gpd/EIC.  |



**SCHEDULE B - DEPOSITS REQUIRED FOR SINGLE USE INSTALLATION BY METER SIZE**

| <u>METER SIZE</u>    | <u>DEPOSIT</u> |
|----------------------|----------------|
| 3/4"                 | \$ 100.00      |
| 1"                   | \$ 100.00      |
| 1 ½"                 | \$ 100.00      |
| 2"                   | \$200.00       |
| 3"                   | \$250.00       |
| 4"                   | \$400.00       |
| 6"                   | \$600.00       |
| 8"                   | \$800.00       |
| 10"                  | \$1,000.00     |
| ¾" Hydrant Meter     | \$300.00       |
| 3" Hydrant Meter     | \$1,800.00     |
| High Risk Charge (1) | \$25.00        |

NOTE: A deposit on a fire line meter shall be charged based on the larger of the two meters, as shown above. Above deposits apply to water service, wastewater service, or both water and wastewater service.

1. HIGH RISK CHARGE WILL BE COLLECTED FROM ACCOUNT HOLDERS WHOSE SERVICE HAS BEEN DISCONNECTED TWO OR MORE TIMES IN A TWELVE (12) MONTH PERIOD DUE TO FAILURE BY ACCOUNT HOLDER TO MAKE TIMELY PAYMENTS OF UTILITY BILLS. HIGH-RISK CHARGE WILL BE COLLECTED IN ADDITION TO ANY UNPAID CHARGES, FEES, OR BILLS, PRIOR TO RESTORATION OF SERVICE.

**SCHEDULE C - DEPOSITS REQUIRED FOR OTHER THAN SINGLE USE INSTALLATION BY METER SIZE**

Deposits for other than single use installation by meter size shall be as follows:

- 1) In many instances meters of various sizes are used for multiple living units such as: duplexes, triplexes, condominiums, apartment buildings, etc. In these cases, the number of units times \$ 55.00 shall be the deposit charged, unless the amount of deposit calculated (units x \$ 55.00) falls short of the minimum based upon meter size, then the minimum per meter size, as shown in Schedule B, Appendix A, will be charged.

Example: An Apartment building has six (6) units, but has a large lawn and swimming pool. A four (4) inch meter is requested as a large water use is intended. The deposit would be calculated two ways:

|            |  |
|------------|--|
| First Way  | Deposit = units x \$ 55.00<br>Deposit = 6 x \$ 55.00<br>Deposit = \$ 330.00                          |
| Second Way | Deposit as established in<br>Schedule B in Appendix A -<br>Minimum deposit for 4" meter is \$400.00. |

As the deposit calculated the "First Way" falls below the minimum deposit set forth in Schedule B in Appendix A, the deposit calculated the "Second Way" shall be used, that is \$400.00.

- 2) In another example, a condominium with 80 units requests a 6" water meter. The deposit will again be calculated two ways:

|            |   |
|------------|---|
| First Way  | Deposit = units x \$ 55.00<br>Deposit = 80 x \$ 55.00<br>Deposit = \$ 4,400.00                      |
| Second Way | Deposit as established in<br>Schedule B in Appendix A -<br>Minimum deposit for 6" meter is \$600.00 |


As the deposit calculated the "First Way" is greater than the minimum deposit set forth in Schedule B, in Appendix A, and as calculated in the "Second Way," the deposit calculated the "First Way" shall be used, that is, \$ 4,400.00.

**SCHEDULE D - DEPOSITS REQUIRED FOR MULTIPLE USE CASES WHERE ONE METER SERVES SEVERAL UNITS**

|   |   |
|---|---|
| In Commercial multiple-use cases such as shopping centers where a master Water meter serves several units, the required Deposit shall be the greater of: (i) number of units times \$55.00 per unit; or (ii) the amount pursuant to the Water meter size shown in Schedule B. |   |
| <b>Example:</b> A Commercial multiple-use has four (4) units and requested a three quarter (3/4) inch Water meter. The deposit shall be the greater of the following two methods:   |   |
| First Method:   | Deposit = units x \$55.00<br>Deposit = 4 x \$55.00<br>Deposit = \$220.00                                      |
| Second Method:  | Deposit as established in Schedule B<br>Minimum deposit for three quarter (3/4) inch Water meter is \$100.00. |
| As the deposit pursuant to the "First Method" is greater than the "Second Method", the deposit determined in the "First Method" of \$220.00 shall be the required deposit.  |   |
| <b>NOTE:</b> Above deposits apply to Water or Wastewater service or combined Water and Wastewater service.  |   |

**SCHEDULE E - DEPOSITS FOR RECLAIMED WATER SERVICE**

| <b>Base User</b>   | <b>Amount</b> |
|--|---------------|
| Per EIC  | \$50.00       |
| Large Use deposit shall be as specified in Large User Agreement. |               |



**SCHEDULE F(1) - WATER AND RECLAIMED WATER TAPPING FEES**

| METER SIZE <sup>(a)(c)</sup> | COST   |
|------------------------------|--|
| 3/4"                         | \$1,395.00   |
| 1"                           | \$1,465.00   |
| 1 ½"                         | \$1,770.00   |
| 2"                           | \$2,225.00   |
| 3"                           | \$3,580.00   |
| 4"                           | \$4,700.00   |
| 6"                           | \$6,330.00   |
| 8" OR LARGER                 | Cost of labor, equipment, and material<br>plus 25% of such costs |
| Locate/ Right of Way Fee **  | \$75.00  |

**Meter placement services without tapping (pre-run) will be charged the following:**

| METER SIZE <sup>(c)</sup> | COST       |
|---------------------------|------------|
| 3/4"                      | \$240.00   |
| 1"                        | \$310.00   |
| 1 ½"                      | \$620.00   |
| 2"                        | \$1,080.00 |
| 3"                        | \$1,690.00 |
| 4"                        | \$2,900.00 |
| 6"                        | \$4,720.00 |

- (a) For all meters 2" or above, a minimum payment as shown above will be required prior to installing the tap. Should the amount to install the Tap, including labor, equipment, material plus 25%, exceed the minimum, a bill will be issued for the remaining balance and will be payable within 30 days from the date of installation.
- (b) A utility locate/right of way fee will be assessed for all taps made by the Utility Department for the expenses incurred for meter location and detecting underground utilities to conform to local and state regulations.
- (c) Metered services requiring a radio read unit will be charged actual cost of radio read unit, in addition to the applicable Tap Fees above. Reclaimed water customers will also be charged for a dual check valve.

**SCHEDULE F(2) - SEWER TAPPING FEES**

| TAP SIZE                    | COST   |
|-----------------------------|--|
| 2" FORCE MAIN               | \$1,600.00   |
| FORCE MAIN (> 2")           | Cost of labor, equipment, and material<br>plus 25% of such costs |
| GRAVITY SEWER               | Cost of labor, equipment, and material<br>plus 25% of such costs |
| Locate/ Right of Way Fee ** | \$75.00  |

\*\* A utility locate/right of way fee will be assessed for all taps made by the Utility Department for the expenses incurred for service location and detecting underground utilities to conform to local and state regulations.

**SCHEDULE G - WATER AND RECLAIMED METER TEST SERVICE CHARGES**

| METER SIZE | *CHARGE  |
|------------|----------|
| 3/4"       | \$25.00  |
| 1"         | \$50.00  |
| 1 1/2"     | \$50.00  |
| 2"         | \$50.00  |
| 3"         | \$100.00 |
| 4"         | \$250.00 |
| 6"         | \$250.00 |
| 8"         | \$250.00 |
| 10"        | \$250.00 |

\* All meter test charges shall be paid to the County prior to the County testing any water or reuse meter at an Account Holder's request. If the test determines that the water or reuse meter does not meet AWWA standards, the meter test service charge shall be refunded by the County.

**SCHEDULE H - WATER, RECLAIMED WATER, AND WASTEWATER SERVICE CHARGES**

| <b>SERVICE</b>  | <b>CHARGE</b>                |
|---|------------------------------|
| <b>1) New Service Charge</b> - New, change or transfer of an account pursuant to Utility Ordinance Section 33.<br>a) A new Account Holder shall pay a deposit plus a service charge.  | \$30.00                      |
| <b>2) Service Charge<sup>+</sup></b> - A charge for a trip made to Account Holder's property at the Account Holders request for a reason other than the normal monthly meter reading.<br>a) A meter that is changed at the Account Holder's request when the original meter was in proper working order at the time of the change, in addition to the cost of the meter plus 25 percent.<br>b) A meter reading that is requested by the Account Holder in addition to the normal monthly reading for any purpose. If it is found by this second reading that the normal monthly reading is incorrect, no service charge will be assessed for the requested reading. | \$50.00                      |
| <b>3) Same Day Service Charge</b> – A charge for a same day trip requested after 12:00pm to the Account Holder's property at the Account Holders request for a reason other than the normal monthly meter reading.  | \$75.00                      |
| <b>4) After Hours Service Charge</b> – A charge for an after-business hours trip made to the Account Holder's property at the Account Holders request for a reason other than the normal monthly meter reading.   | \$100.00                     |
| <b>5) Meter Testing Charge</b> - Meter test as provided in Ordinance Section 30(B) (2).   | see Sch. G                   |
| <b>6) Temporary Service Charge</b> – A seven (7) day use service charge shall apply for temporary service requested, such as, for purposes of cleaning or repairing property, plus Water, Wastewater and/or Reclaimed Water usage, as applicable.   | \$90.00                      |
| <b>7) Damage Meter Charge</b> - A meter installation is repaired or replaced because of damage by the Account Holder or due to the Account Holder's actions. Reasonable costs for material used for such repair or replaced installation shall be billed in addition to the service charge.   | \$50.00                      |
| <b>8) Non-Payment Fee</b> - When a past due account has been processed for disconnection of service due to non-payment.   | \$45.00                      |
| <b>9) Collection Fee</b> - When a County water, wastewater or reclaimed water bill remains unpaid for more than 60 days, and the account is turned over to a collection agency or other efforts are made to collect the amount owed. (In such an event, the costs of collection shall be added to the amount of the debt. Collection service charges shall be \$45.00 or 35% of the debt, whichever is greater.)  | \$45.00<br><i>Or Greater</i> |
| <b>10) Late Fee</b> - Equal to 1.5% of the delinquent monthly service bill or delinquent laboratory service charge bill for processing and mailing of delinquency notice or \$5.00 whichever is greater.  | \$5.00<br><i>Or Greater</i>  |
| <b>11) Return Check Charge</b> – Customer cost for a return check(s) due to insufficient funds or other causes as determined by the Utility.  | Variable                     |

|   |             |
|---|-------------|
| <b>12) Material Charge</b> – Customer cost to repair or replace meter due to damage or other causes as determined by the Utility.   | Variable    |
| <b>13) MXU Charge</b> – Customer cost for new or replacement MXU ( <i>radio read device</i> ) as required or determined by the Utility.   | \$145.00    |
| <b>14) Locate Fee Deposit</b> - Sewer Service Locate Assistance Fee**   | \$400.00    |
| <b>15) Capacity Commitment Application Fee</b> – Fee for processing application for capacity commitment.  | \$25.00     |
| <b>16) Delinquent Capacity Commitment Administrative Fee</b> – Fee for restoring capacity commitments that were subject to cancellation for failure to pay annual Water or Wastewater Reserved Capacity Fee | \$50.00     |
| <b>17) Notice of Appeal Filing Fee</b> – Fee for processing appeal of action by Director or County Administrator.   | \$25.00     |
| <b>18) Utility Line Extension Estimate Fee</b>  | \$50.00     |
| <b>19) Utility Line Extension Infrastructure Charge</b>   | ***         |
| <b>20) Industrial Wastewater Discharge Permit Application Fee</b>   |             |
| a) Categorical Dischargers  | \$2,500.00  |
| b) Significant Dischargers  | \$1,375.00  |
| c) Minor Dischargers  | \$875.00    |
| <b>21) Developer Telemetry Fee</b> – Required for approved development lift stations for purchase and installation of Utility standard telemetry equipment.   | \$16,250.00 |
| <b>22) Twin Creeks Reclaimed Water and Meter Fee</b> – Monthly fee required for Beacon Lake, Phases 1-3 for a period of 60 months, effective June 1 <sup>st</sup> , 2025.                                   | \$21.35     |
| <b>23) Proportional Line Extension Agreement Fee<sup>(a)</sup></b>  |             |
| a) Cypress Point II Watermain (RES 2024-165)  | \$6,966.00  |
| b) Roscoe and Cat Road Forcemain (RES 2023-40)  | \$11,233.00 |
| c) North Wilderness Trail Watermain (RES 2023-41)   | \$13,414.00 |
| d) North Wilderness Trail Forcemain (RES 2023-41)   | \$5,967.00  |

+ The reference to "meter removed", "meter replaced", "meter placed", shall not be limited to physical relocation of the meter, but may mean service disconnection or reinstatement.

\*\* Fee to be based on actual cost consisting of cost of labor, equipment, and materials plus 25%.

\*\*\* Line Extension Infrastructure Charge to be based on estimate consisting of cost of anticipated labor, equipment, and materials plus 25%.

(a) Includes annual indexing by CPI-U according to terms of the related agreement.

**SCHEDULE I - LIST OF OFFENSES ENFORCEABLE BY CITATION AND CIVIL PENALTIES IF A PERSON ELECTS  
NOT TO CONTEST A CITATION**

Industrial Users:

- a. Failure by an IU to comply with the 24 hour notification requirement under Paragraph G. (2) of Section 36 of this Ordinance - Maximum \$2,000 for each offense.
- b. Failure by an IU to comply with a NOV or other provision contained in Paragraph G. (3) of Section 36 of this Ordinance - Maximum \$2,000 for each offense per day.
- c. Failure by an IU to comply with a NOV or other provision contained in Paragraph G. (4) of Section 36 of this Ordinance - Maximum \$2,000 for each offense per day.
- d. Failure by an IU to respond within 15 calendar days to a NOSV or noncompliance with any other provision contained in Paragraph G. (6) of Section 36 of this Ordinance - Maximum \$2,000 for each offense per day.
- e. Failure by an IU to respond within 15 calendar days to a NOSV or noncompliance with any other provision of Paragraph G. (7) of Section 36 of this Ordinance - Maximum \$2,000 for each offense per day.
- f. Failure by an IU to cause Pretreatment facilities to achieve compliance according to the construction compliance schedule as required by Paragraph G. (8) of Section 36 of this Ordinance - Maximum \$2,000 for each day of noncompliance.

Unlawful Connections, Interfering with Hydrants or Water Service, and Unauthorized Usage:

- a. For violation by any Person of any provision contained in Paragraphs A, B, or C. of Section 8 and paragraph A of Section 12 of this Ordinance - \$250 for each offense per day, plus an estimated bill for the period in which water and/or wastewater service was received, without payment.
- b. For violation by any Person of Paragraph E of Section 11 of this Ordinance - \$250 for each offense per day, plus an estimated bill for the period in which water, wastewater and/or reclaimed water service was received, without payment for it.

Unlawful Damage to County Water and/or Sewer System:

For violation by any Person of any provision contained in Section 12 of this Ordinance - \$250 for each offense per day, plus costs of repairing any damage to County Water or Wastewater System caused by such acts and costs associated with additional treatment or alternative disposal methods necessary to meet effluent or Sludge treatment and disposal requirements that result from violations of this ordinance shall be passed on to and paid or reimbursed by the Person responsible for the violations and/or Account Holder.

Cross Connections Between Water Systems and Backflow Prevention Devices:

For violation by any Person of any provision contained in Section 7 of this Ordinance - \$250 for each offense per day.

False Statements and Tampering with Monitoring Devices:

For violation by any Person of any provision contained in Paragraph G. (A) of Section 36 of this Ordinance - Maximum \$1,000 for each offense per day.