


# **St. Johns County Utility Water, Wastewater and Reclaimed Water System Rate Tariff**



**Effective for Fiscal Year 2026**

*Beginning October 1<sup>st</sup>, 2025*

## Summary of Schedules

SCHEDULE A	WATER, WASTEWATER AND RECLAIMED UNIT CONNECTION FEE BY CLASSIFICATION AND AMOUNT
SCHEDULE A(1)	WATER RATES
SCHEDULE A(2)	WASTEWATER RATES
SCHEDULE A(3)	RECLAIMED WATER RATES
SCHEDULE A(4)	WATER AND WASTEWATER ERU EQUIVALENCY FACTORS
SCHEDULE A(5)	RECLAIMED WATER EQUIVALENT IRRIGATION CONNECTIONS
SCHEDULE B	DEPOSITS REQUIRED FOR SINGLE USE INSTALLATION BY METER SIZE
SCHEDULE C	DEPOSITS REQUIRED FOR OTHER THAN SINGLE USE INSTALLATION BY METER SIZE
SCHEDULE D	DEPOSITS REQUIRED FOR MULTIPLE USE CASES WHERE ONE METER SERVES SEVERAL UNITS
SCHEDULE E	DEPOSITS FOR RECLAIMED WATER SERVICE
SCHEDULE F(1)	WATER AND RECLAIMED TAPPING FEES
SCHEDULE F(2)	SEWER TAPPING FEES
SCHEDULE G	WATER AND RECLAIMED METER TEST SERVICE CHARGES
SCHEDULE H	WATER, RECLAIMED WATER, AND WASTEWATER SERVICE CHARGES
SCHEDULE I	LIST OF OFFENSES ENFORCEABLE BY CITATION AND CIVIL PENALTIES IF A PERSON ELECTS NOT TO CONTEST A CITATION

**Schedule A - WATER, WASTEWATER AND RECLAIMED UNIT CONNECTION FEE BY  
CLASSIFICATION AND AMOUNT**

TYPE OF ESTABLISHMENT  <i>Fiscal Year 2026</i>	DEMAND FACTOR (gpd)  Water	DEMAND FACTOR (gpd)  Sewer	DEMAND FACTOR (gpd)  Reclaimed	EQUIVALENT RESIDENTIAL CONNECTIONS (ERCs) FACTOR	WATER UNIT CONNECTION FEES	SEWER UNIT CONNECTION FEES	RECLAIMED WATER UNIT CONNECTION FEES*
<b><u>RESIDENTIAL:</u></b>							
<b>Residences:</b>							
(a) Single or Multiple Family (per dwelling or unit)	350	280	300	1.00000000 ERC/EIC	\$2,926.95	\$5,905.25	\$1,386.45
(b) Mobile Home (per unit)	350	280	300	1.00000000 ERC/EIC	\$2,926.95	\$5,905.25	\$1,386.45
<i>*Reclaimed water fees are evaluated on an Equivalent Irrigation Connection (EIC) basis or 300 gpd. See Sch A(5) for irrigable area calculations.</i>							
<b><u>COMMERCIAL:</u></b>							
<b>Airports, Bus Terminals, Train Stations, Port &amp; Dock Facilities:</b>							
Restroom (per toilet & urinal)	250	200		0.71428571 ERC	\$2,090.68	\$4,218.04	
<b>Marinas:</b>							
(a) Restroom (per toilet & urinal)	250	200		0.71428571 ERC	\$2,090.68	\$4,218.04	
(b) Add per boat slip	100	80		0.28571429 ERC	\$836.27	\$1,687.21	
(c) Add per laundry machine	400	320		1.14285714 ERC	\$3,345.09	\$6,748.86	
<b>Barber &amp; Beauty Shops (per service chair)</b>	75	60		0.21428571 ERC	\$627.20	\$1,265.41	
<b>Bowling Alley (per lane)</b>	100	80		0.28571429 ERC	\$836.27	\$1,687.21	
<b>Country Club:</b>							
(a) With dining facilities (per seat)	40	32		0.11428571 ERC	\$334.51	\$674.89	
(b) Add per member or patron	25	20		0.07142857 ERC	\$209.07	\$421.80	
(c) Add per employee per 8 hour shift	15	12		0.04285714 ERC	\$125.44	\$253.08	
(d) Golf course restroom (per toilet & urinal)	250	200		0.71428571 ERC	\$2,090.68	\$4,218.04	
<b>Clubs, Small Private &amp; Amenity Buildings:</b>							
(a) Kitchen facilities (per 100 sq ft floor space)	50	40		0.14285714 ERC	\$418.14	\$843.61	
(b) Assembly/meeting area (per 15 sq ft)	5	4		0.01428571 ERC	\$41.81	\$84.36	
<b>Doctor &amp; Dentist Offices:</b>							
(a) Per practitioner	250	200		0.71428571 ERC	\$2,090.68	\$4,218.04	
(b) Add per employee per 8 hour shift	15	12		0.04285714 ERC	\$125.44	\$253.08	
<b>Factories &amp; Manufacturing Facilities, Exclusive of Industrial Process (per employee per 8 hour shift):</b>							
(a) No showers provided	15	12		0.04285714 ERC	\$125.44	\$253.08	
(b) Showers provided	25	20		0.07142857 ERC	\$209.07	\$421.80	

<b>Flea Market (per toilet &amp; urinal)</b>	250	200		0.71428571	ERC	\$2,090.68	\$4,218.04
<b>Food Operations:</b>							
(a) Restaurant - operating 16 hours or less per day (per seat)	40	32		0.11428571	ERC	\$334.51	\$674.89
(b) Restaurant - operating more than 16 hours per day (per seat)	60	48		0.17142857	ERC	\$501.76	\$1,012.33
(c) Restaurant using single service articles only - operating 16 hours or less per day (per seat)	20	16		0.05714286	ERC	\$167.25	\$337.44
(d) Restaurant using single service articles only - operating over 16 hours per day (per seat)	35	28		0.10000000	ERC	\$292.70	\$590.53
(e) Bar & cocktail lounge (per seat)	20	16		0.05714286	ERC	\$167.25	\$337.44
(f) Drive-in restaurant (per vehicle space)	50	40		0.14285714	ERC	\$418.14	\$843.61
(g) Carry-out only, including caterers							
1. Per 100 sq ft of floor space	50	40		0.14285714	ERC	\$418.14	\$843.61
2. Add per employee per 8 hour shift	15	12		0.04285714	ERC	\$125.44	\$253.08
(h) Food outlets							
1. Per 100 sq ft of floor space	10	8		0.02857143	ERC	\$83.63	\$168.72
i. Add for <u>deli</u> per 100 sq ft of <u>deli</u> floor space	40	32		0.11428571	ERC	\$334.51	\$674.89
ii. Add for <u>bakery</u> per 100 sq ft of <u>bakery</u> floor space	40	32		0.11428571	ERC	\$334.51	\$674.89
iii. Add for <u>meat department</u> per 100 sq ft of <u>meat department</u> floor space	75	60		0.21428571	ERC	\$627.20	\$1,265.41
<b>Hotels &amp; Motels:</b>							
(a) Regular (per room)	100	80		0.28571429	ERC	\$836.27	\$1,687.21
(b) Resort hotels & cottages (per unit with kitchenette)	200	160		0.57142857	ERC	\$1,672.54	\$3,374.43
(c) Add for establishments w/ self-serve laundry facilities (per machine)	400	320		1.14285714	ERC	\$3,345.09	\$6,748.86
<b>Office Building:</b>							
(a) Per 100 sq ft of floor space	15	12		0.04285714	ERC	\$125.44	\$253.08
<b>Transient Recreational Vehicle Park/Campground</b>							
(a) Recreational vehicle for overnight stay, <u>without</u> water & sewer hookup (per space)	50	40		0.14285714	ERC	\$418.14	\$843.61
(b) Recreational vehicle for overnight stay, <u>with</u> water & sewer hookup (per space)	75	60		0.21428571	ERC	\$627.20	\$1,265.41
(c) Tent area (per space)	50	40		0.14285714	ERC	\$418.14	\$843.61
<b>Service Stations (per toilet &amp; urinal)</b>							
(a) Open 16 hours per day or less	250	200		0.71428571	ERC	\$2,090.68	\$4,218.04
(b) Open more than 16 hours per day	325	260		0.92857143	ERC	\$2,717.88	\$5,483.45
<b>Shopping Centers without Food or Laundry</b>							
(a) Per 100 sq ft of floor space	10	8		0.02857143	ERC	\$83.63	\$168.72
(b) Malls/food court (per seat)	40	32		0.11428571	ERC	\$334.51	\$674.89

<b>Stores without Food or Laundry (per 100 sq ft)</b>	10	8	0.02857143	ERC	\$83.63	\$168.72
<b>Laundromats (per machine)</b>	400	320	1.14285714	ERC	\$3,345.09	\$6,748.86
<b>Stadiums, Race Tracks &amp; Ball Parks (per seat)</b>	4	3.2	0.01142857	ERC	\$33.45	\$67.49
<b>Theaters and Auditoriums (per seat)</b>	4	3.2	0.01142857	ERC	\$33.45	\$67.49
<b>Swimming/Bathing Facilities (per toilet &amp; urinal)</b>	250	200	0.71428571	ERC	\$2,090.68	\$4,218.04
<b>Veterinary Clinic:</b>						
(a) Per Practitioner	250	200	0.71428571	ERC	\$2,090.68	\$4,218.04
(b) Add per employee per 8 hour shift	15	12	0.04285714	ERC	\$125.44	\$253.08
(c) Add per kennel, stall or cage	20	16	0.05714286	ERC	\$167.25	\$337.44
<b>Animal Boarding or Kennel:</b>						
(a) Per employee per 8 hour shift	15	12	0.04285714	ERC	\$125.44	\$253.08
(b) Add per kennel, stall or cage	20	16	0.05714286	ERC	\$167.25	\$337.44
<b>Warehouse/Office:</b>						
(a) Per 100 sq ft	3	2.4	0.00857143	ERC	\$25.09	\$50.62
<b>Mini-Storage &amp; Self-Storage:</b>						
(a) Per unit (up to 200 units)	1	0.8	0.00285714	ERC	\$8.36	\$16.87
(b) Add for each 2 units, for over 200 units	1	0.8	0.00285714	ERC	\$8.36	\$16.87
(c) Add office area per 100 sq ft	15	12	0.04285714	ERC	\$125.44	\$253.08
(d) Add per on site residence (per residential unit)	350	280	1.00000000	ERC	\$2,926.95	\$5,905.25
<b><u>INSTITUTIONAL:</u></b>						
<b>Churches:</b>						
(a) Per seat	3	2.4	0.00857143	ERC	\$25.09	\$50.62
(b) Add per meal prepared on regular basis	5	4	0.01428571	ERC	\$41.81	\$84.36
(c) For day care or schools - see schools						
<b>Hospitals:</b>						
(a) Per bed	200	160	0.57142857	ERC	\$1,672.54	\$3,374.43
(b) Add per cafeteria seat	40	32	0.11428571	ERC	\$334.51	\$674.89
<b>Nursing Homes, Adult Living Facilities:</b>						
(a) Per bed	100	80	0.28571429	ERC	\$836.27	\$1,687.21
(b) Add per meal prepared	5	4	0.01428571	ERC	\$41.81	\$84.36
<b>Schools per Student:</b>						
(a) Day-type	10	8	0.02857143	ERC	\$83.63	\$168.72
i. Add for showers	4	3.2	0.01142857	ERC	\$33.45	\$67.49
ii. Add for cafeteria	4	3.2	0.01142857	ERC	\$33.45	\$67.49
iii. Add for day school workers	15	12	0.04285714	ERC	\$125.44	\$253.08
(b) Boarding-type	75	60	0.21428571	ERC	\$627.20	\$1,265.41

<b>Institutions other than Schools and Hospitals:</b>							
(a) Per person	100	80		0.28571429	ERC	\$836.27	\$1,687.21
(b) Add per meal prepared	5	4		0.01428571	ERC	\$41.81	\$84.36
<b>Parks &amp; Public Picnic:</b>							
(a) Per toilet & urinal	250	200		0.71428571	ERC	\$2,090.68	\$4,218.04
<b>Semi-Permanent Workd Camp (per worker)</b>	50	40		0.14285714	ERC	\$418.14	\$843.61


**Notes:**

(1) Schedule A is based on flows identified in FAC 64E-6.008.

(2) Convenience store estimated water and sewer flows shall be determined by adding flows for food outlets and service stations as appropriate.

(3) Additional flows for food outlets or other occupancies on the same service connections will be added as appropriate.

(4) All fees listed are estimates and may be subject to rounding or adjustment. Final charges will be calculated based on applicable rates and conditions at the time of payment.



## SCHEDULE A(1) - WATER RATES

A	B
TYPE OF CHARGE	CHARGE
<u>BASE RATE</u>	
MONTHLY RATE PER ERU	\$15.87
All Water System users will be charged monthly base rate times their number of ERUs. Each Account Holder's number of ERUs shall be based on Schedule A(4).	
VOLUME CHARGE PER 1,000 GALLONS (PER ERU)	
Block 1 (0 – 5,000 Gallons)	\$4.03
Block 2 (5,001 – 10,000 Gallons)	\$5.02
Block 3 (10,001 – 20,000 Gallons)	\$8.47
Block 4 (20,001 Gallons and over)	\$11.59
To determine the volume rates applicable to the water consumption by each account, the Account Holder's number of ERUs shall be multiplied by the consumption levels included in each rate block, to determine the rate block boundaries for that Account Holder. Thus, an Account Holder with 3 ERUs would pay the Block 1 volume rate for consumption up to 15,000 gallons per month, the Block 2 volume rate for consumption between 15,001 and 30,000 gallons, and so on. For Account Holders with dual registering meters, the number of ERUs used in determining the rate blocks applicable to their monthly consumption shall be based on the smallest meter on the register stepped up to the next largest meter size.	
<u>MONTHLY MAINTENANCE FEE</u>	
Account Holders having a meter larger than 1" which serve establishments other than single-family dwellings will be billed and shall pay in accordance with the following schedule (in addition to the base plus volume charges required above.)	
<u>METER SIZE</u>	<u>MONTHLY MAINTENANCE FEE</u>
1 ½"	\$6.00
2"	9.00
3"	15.00
4"	30.00
6"	52.00
8"	60.00
10"	80.00
<u>ANNUAL RESERVED CAPACITY FEE</u>	
Annual Water System Reserved Capacity Fee Per Committed but Unconnected ERU	\$50.00

### SCHEDULE A(2) - WASTEWATER RATES

A	B
TYPE OF CHARGE	CHARGE
<b><u>BASE RATE</u></b>	
<b>MONTHLY RATE PER ERU</b>	\$18.63
All Wastewater System users will be charged monthly base rate times their number of ERUs. Each Account Holders number of ERUs shall be based on Schedule A(4).	
<b>VOLUME RATE PER 1,000 GALLONS</b>	
Single Family <sup>1</sup>	\$5.87
Multi-Family <sup>1</sup>	\$5.87
Commercial/Industrial	\$7.01
Governmental	\$5.87
Combination	\$7.01
All Wastewater System customers will be charged the volume rate per thousand (1,000) gallons of metered water consumption applicable to their customer classification.	
<sup>1</sup> The volume charge for Single Family users shall not exceed 10,000 gallons per dwelling unit. The volume charge for Multi-Family Users shall not exceed 8,000 gallons per dwelling unit.	
<b>ANNUAL RESERVED CAPACITY FEE</b>	
Annual Wastewater System Reserved Capacity Fee Per Committed but unconnected ERU	\$50.00
<b>FLAT RATE MONTHLY WASTEWATER CHARGE</b>	\$77.33
For residential wastewater customers with no water meter to measure billed wastewater flows.	



### SCHEDULE A(3) –RECLAIMED WATER RATES

Reclaimed Water Rates, Charges and Fees	
<b>Monthly Base Charge (per EIC*)</b>	
<b>General Service</b>	\$12.46
<b>Large User</b>	
Pressurized	\$9.96
Non-Pressurized	\$8.72
Non-Pressurized Disposal	\$0.00
All Reclaimed Water System Account Holders will be charged monthly a Base Charge times their number of EICs. Each Account Holder's number of EICs shall be based on Schedule A(5).	
<b>Volume Rates (per 1,000 gal.)</b>	
<b>General Service</b>	
Block 1 (0 – 6,000 per EIC)	\$3.25
Block 2 (6,001 – 12,000 per EIC )	\$4.39
Block 3 (12,001 - Above per EIC)	\$7.30
<b>Large User All Flows (per 1,000 gal.)</b>	
Pressurized	\$2.59
Non-Pressurized	\$2.27
Non-Pressurized Disposal	\$1.15
<b>ANNUAL RESERVED CAPACITY FEE</b>	
Annual Reclaimed Water System Reserved Capacity Fee Per Committed but unconnected ERU	\$50.00

For the purposes of customer classification, reclaimed water customers shall be classified as follows:

1. **Base User** –Shall be all customers other than Large Users with meter sizes 2.00 inches and less ; With respect to Base User meter sizes greater than 2.00 inches, the Utility Director, in his sole discretion, shall determine whether the customer shall be classified as a Base User customer or a Large User; or
2. **Large Users** are customers that satisfy all three conditions below:
  - a. Utilize 150,000 gpd or greater of reclaimed water on an average annual daily basis;
  - b. Connect directly to reclaimed water major transmission mains; and
  - c. Enter into contractual agreements with the Utility, whereby contributions, quantities and methods of delivery are specifically detailed.
3. The Large User customer class is further separated into three subclasses consisting of:
  - i. **Pressurized** – those requiring pressurized delivery to facilitate the customer's distribution needs; and
  - ii. **Non-Pressurized** – those customers taking delivery into storage facilitates without the need for system pressure.
  - iii. **Non-Pressurized Disposal** – those customers taking delivery into storage facilities without the need for system pressure and have an interruptible level of supply.


**SCHEDULE A(4) - Water and Wastewater ERU Equivalency Factors**

ST JOHNS COUNTY WATER AND WASTEWATER ERU EQUIVALENCY FACTORS	
<u>Residential Water/Sewer (Per Dwelling Unit)</u>	<u>Equivalency Factor</u>
Single Family	1.00
Multi-Family	0.80
<u>Non-Residential Water/Sewer</u>	
Water Meter Size	
5/8"	1.00
1.0"	2.50
1.5"	5.00
2.0"	8.00
3.0"	15.00
4.0"	25.00
6.0"	60.00
8.0"	80.00
10.0"	115.0

1. The ERUs for a compound or dual register water meter shall be equal to the ERUs of a water meter one size greater than that of the smaller of the two water meter registers.

## SCHEDULE A(5) - RECLAIMED WATER EQUIVALENT IRRIGATION CONNECTIONS

EICs for each individual Reclaimed Water connection shall be determined as follows:	
a.	Single-family lots consisting of one-half acre or less are equal to one EIC.
b.	All other Base User connections shall be equal to the greater of: (i) one EIC; (ii) the parcel/lot size in sf less the sf of non-permeable area times 0.083 gpd/sf divided by 300 gpd/EIC and rounded up to the next higher number; or (iii) the requested amount of service in gpd ADD divided by 300 gpd/EIC and rounded to the next higher number.
c.	EIC for Large Users are based on dividing the requested gpd ADD level of service in the Large User agreement by 300 gpd/EIC.



**SCHEDULE B - DEPOSITS REQUIRED FOR SINGLE USE INSTALLATION BY METER SIZE**

<b><u>METER SIZE</u></b>	<b><u>DEPOSIT</u></b>
3/4"	\$ 100.00
1"	\$ 100.00
1 ½"	\$ 100.00
2"	\$200.00
3"	\$250.00
4"	\$400.00
6"	\$600.00
8"	\$800.00
10"	\$1,000.00
¾" Hydrant Meter	\$300.00
3" Hydrant Meter	\$1,800.00
High Risk Charge (1)	\$25.00

NOTE: A deposit on a fire line meter shall be charged based on the larger of the two meters, as shown above. Above deposits apply to water service, wastewater service, or both water and wastewater service.

1. HIGH RISK CHARGE WILL BE COLLECTED FROM ACCOUNT HOLDERS WHOSE SERVICE HAS BEEN DISCONNECTED TWO OR MORE TIMES IN A TWELVE (12) MONTH PERIOD DUE TO FAILURE BY ACCOUNT HOLDER TO MAKE TIMELY PAYMENTS OF UTILITY BILLS. HIGH-RISK CHARGE WILL BE COLLECTED IN ADDITION TO ANY UNPAID CHARGES, FEES, OR BILLS, PRIOR TO RESTORATION OF SERVICE.

## SCHEDULE C - DEPOSITS REQUIRED FOR OTHER THAN SINGLE USE INSTALLATION BY METER SIZE

Deposits for other than single use installation by meter size shall be as follows:

- 1) In many instances meters of various sizes are used for multiple living units such as: duplexes, triplexes, condominiums, apartment buildings, etc. In these cases, the number of units times \$ 55.00 shall be the deposit charged, unless the amount of deposit calculated (units x \$ 55.00) falls short of the minimum based upon meter size, then the minimum per meter size, as shown in Schedule B, Appendix A, will be charged.

Example: An Apartment building has six (6) units, but has a large lawn and swimming pool. A four (4) inch meter is requested as a large water use is intended. The deposit would be calculated two ways:

First Way	Deposit = units x \$ 55.00 Deposit = 6 x \$ 55.00 Deposit = \$ 330.00
Second Way	Deposit as established in Schedule B in Appendix A - Minimum deposit for 4" meter is \$400.00.

As the deposit calculated the "First Way" falls below the minimum deposit set forth in Schedule B in Appendix A, the deposit calculated the "Second Way" shall be used, that is \$400.00.

- 2) In another example, a condominium with 80 units requests a 6" water meter. The deposit will again be calculated two ways:

First Way	Deposit = units x \$ 55.00 Deposit = 80 x \$ 55.00 Deposit = \$ 4,400.00
Second Way	Deposit as established in Schedule B in Appendix A - Minimum deposit for 6" meter is \$600.00

As the deposit calculated the "First Way" is greater than the minimum deposit set forth in Schedule B, in Appendix A, and as calculated in the "Second Way," the deposit calculated the "First Way" shall be used, that is, \$ 4,400.00.

## SCHEDULE D - DEPOSITS REQUIRED FOR MULTIPLE USE CASES WHERE ONE METER SERVES SEVERAL UNITS

In Commercial multiple-use cases such as shopping centers where a master Water meter serves several units, the required Deposit shall be the greater of: (i) number of units times \$55.00 per unit; or (ii) the amount pursuant to the Water meter size shown in Schedule B.

**Example:** A Commercial multiple-use has four (4) units and requested a three quarter (3/4) inch Water meter. The deposit shall be the greater of the following two methods:

First Method:                      Deposit = units x \$55.00  
    Deposit = 4 x \$55.00  
    Deposit = \$220.00


Second Method:    Deposit as established in Schedule B  
                                 Minimum deposit for three quarter (3/4) inch Water meter is  
    \$100.00.

As the deposit pursuant to the "First Method" is greater than the "Second Method", the deposit determined in the "First Method" of \$220.00 shall be the required deposit.

**NOTE:** Above deposits apply to Water or Wastewater service or combined Water and Wastewater service.

# **SCHEDULE E - DEPOSITS FOR RECLAIMED WATER SERVICE**

<b>Base User</b>	<b>Amount</b>
Per EIC	\$50.00
Large Use deposit shall be as specified in Large User Agreement.	



**SCHEDULE F(1) - WATER AND RECLAIMED WATER TAPPING FEES**

<b>METER SIZE <sup>(a)(c)</sup></b>	<b>COST</b>
3/4"	\$1,395.00
1"	\$1,465.00
1 ½"	\$1,770.00
2"	\$2,225.00
3"	\$3,580.00
4"	\$4,700.00
6"	\$6,330.00
8" OR LARGER	Cost of labor, equipment, and material plus 25% of such costs
Locate/ Right of Way Fee **	\$75.00

**Meter placement services without tapping (pre-run) will be charged the following:**

<b>METER SIZE <sup>(c)</sup></b>	<b>COST</b>
3/4"	\$240.00
1"	\$310.00
1 ½"	\$620.00
2"	\$1,080.00
3"	\$1,690.00
4"	\$2,900.00
6"	\$4,720.00

- (a) For all meters 2" or above, a minimum payment as shown above will be required prior to installing the tap. Should the amount to install the Tap, including labor, equipment, material plus 25%, exceed the minimum, a bill will be issued for the remaining balance and will be payable within 30 days from the date of installation.
- (b) A utility locate/right of way fee will be assessed for all taps made by the Utility Department for the expenses incurred for meter location and detecting underground utilities to conform to local and state regulations.
- (c) Metered services requiring a radio read unit will be charged actual cost of radio read unit, in addition to the applicable Tap Fees above. Reclaimed water customers will also be charged for a dual check valve.



### SCHEDULE F(2) - SEWER TAPPING FEES

TAP SIZE	COST
2" FORCE MAIN	\$1,600.00
FORCE MAIN (> 2")	Cost of labor, equipment, and material plus 25% of such costs
GRAVITY SEWER	Cost of labor, equipment, and material plus 25% of such costs
Locate/ Right of Way Fee **	\$75.00

\*\* A utility locate/right of way fee will be assessed for all taps made by the Utility Department for the expenses incurred for service location and detecting underground utilities to conform to local and state regulations.

### SCHEDULE G - WATER AND RECLAIMED METER TEST SERVICE CHARGES

METER SIZE	*CHARGE
3/4"	\$25.00
1"	\$50.00
1 ½"	\$50.00
2"	\$50.00
3"	\$100.00
4"	\$250.00
6"	\$250.00
8"	\$250.00
10"	\$250.00

\* All meter test charges shall be paid to the County prior to the County testing any water or reuse meter at an Account Holder's request. If the test determines that the water or reuse meter does not meet AWWA standards, the meter test service charge shall be refunded by the County.

## SCHEDULE H - WATER, RECLAIMED WATER, AND WASTEWATER SERVICE CHARGES

SERVICE	CHARGE
1) <b>New Service Charge</b> - New, change or transfer of an account pursuant to Utility Ordinance Section 33.	\$30.00
a) A new Account Holder shall pay a deposit plus a service charge.	
2) <b>Service Charge<sup>+</sup></b> - A charge for a trip made to Account Holder's property at the Account Holders request for a reason other than the normal monthly meter reading.	\$50.00
a) A meter that is changed at the Account Holder's request when the original meter was in proper working order at the time of the change, in addition to the cost of the meter plus 25 percent.	
b) A meter reading that is requested by the Account Holder in addition to the normal monthly reading for any purpose. If it is found by this second reading that the normal monthly reading is incorrect, no service charge will be assessed for the requested reading.	
3) <b>Same Day Service Charge</b> – A charge for a same day trip requested after 12:00pm to the Account Holder's property at the Account Holders request for a reason other than the normal monthly meter reading.	\$75.00
4) <b>After Hours Service Charge</b> – A charge for an after-business hours trip made to the Account Holder's property at the Account Holders request for a reason other than the normal monthly meter reading.	\$100.00
5) <b>Meter Testing Charge</b> - Meter test as provided in Ordinance Section 30(B) (2).	see Sch. G
6) <b>Temporary Service Charge</b> – A seven (7) day use service charge shall apply for temporary service requested, such as, for purposes of cleaning or repairing property, plus Water, Wastewater and/or Reclaimed Water usage, as applicable.	\$90.00
7) <b>Damage Meter Charge</b> - A meter installation is repaired or replaced because of damage by the Account Holder or due to the Account Holder's actions. Reasonable costs for material used for such repair or replaced installation shall be billed in addition to the service charge.	\$50.00
8) <b>Non-Payment Fee</b> - When a past due account has been processed for disconnection of service due to non-payment.	\$45.00
9) <b>Collection Fee</b> - When a County water, wastewater or reclaimed water bill remains unpaid for more than 60 days, and the account is turned over to a collection agency or other efforts are made to collect the amount owed. (In such an event, the costs of collection shall be added to the amount of the debt. Collection service charges shall be \$45.00 or 35% of the debt, whichever is greater.)	\$45.00 <i>Or Greater</i>
10) <b>Late Fee</b> - Equal to 1.5% of the delinquent monthly service bill or delinquent laboratory service charge bill for processing and mailing of delinquency notice or \$5.00 whichever is greater.	\$5.00 <i>Or Greater</i>
11) <b>Return Check Charge</b> – Customer cost for a return check(s) due to insufficient funds or other causes as determined by the Utility.	Variable

<b>12) Material Charge</b> – Customer cost to repair or replace meter due to damage or other causes as determined by the Utility.	Variable
<b>13) MXU Charge</b> – Customer cost for new or replacement MXU ( <i>radio read device</i> ) as required or determined by the Utility.	\$145.00
<b>14) Locate Fee Deposit</b> - Sewer Service Locate Assistance Fee**	\$400.00
<b>15) Capacity Commitment Application Fee</b> – Fee for processing application for capacity commitment.	\$25.00
<b>16) Delinquent Capacity Commitment Administrative Fee</b> – Fee for restoring capacity commitments that were subject to cancellation for failure to pay annual Water or Wastewater Reserved Capacity Fee	\$50.00
<b>17) Notice of Appeal Filing Fee</b> – Fee for processing appeal of action by Director or County Administrator.	\$25.00
<b>18) Utility Line Extension Estimate Fee</b>	\$50.00
<b>19) Utility Line Extension Infrastructure Charge</b>	***
<b>20) Industrial Wastewater Discharge Permit Application Fee</b>	
a) Categorical Dischargers	\$2,500.00
b) Significant Dischargers	\$1,375.00
c) Minor Dischargers	\$875.00
<b>21) Developer Telemetry Fee</b> – Required for approved development lift stations for purchase and installation of Utility standard telemetry equipment.	\$16,250.00
<b>22) Twin Creeks Reclaimed Water and Meter Fee</b> – Monthly fee required for Beacon Lake, Phases 1-3 for a period of 60 months, effective June 1 <sup>st</sup> , 2025.	\$21.35
<b>23) Proportional Line Extension Agreement Fee<sup>(a)</sup></b>	
a) Cypress Point II Watermain (RES 2024-165)	\$6,966.00
b) Roscoe and Cat Road Forcemain (RES 2023-40)	\$11,233.00
c) North Wilderness Trail Watermain (RES 2023-41)	\$13,414.00
d) North Wilderness Trail Forcemain (RES 2023-41)	\$5,967.00

+ The reference to "meter removed", "meter replaced", "meter placed", shall not be limited to physical relocation of the meter, but may mean service disconnection or reinstatement.

\*\* Fee to be based on actual cost consisting of cost of labor, equipment, and materials plus 25%.

\*\*\* Line Extension Infrastructure Charge to be based on estimate consisting of cost of anticipated labor, equipment, and materials plus 25%.

(a) Includes annual indexing by CPI-U according to terms of the related agreement.

**SCHEDULE I - LIST OF OFFENSES ENFORCEABLE BY CITATION AND CIVIL PENALTIES IF A PERSON ELECTS  
NOT TO CONTEST A CITATION**

Industrial Users:

- a. Failure by an IU to comply with the 24 hour notification requirement under Paragraph G. (2) of Section 36 of this Ordinance - Maximum \$2,000 for each offense.
- b. Failure by an IU to comply with a NOV or other provision contained in Paragraph G. (3) of Section 36 of this Ordinance - Maximum \$2,000 for each offense per day.
- c. Failure by an IU to comply with a NOV or other provision contained in Paragraph G. (4) of Section 36 of this Ordinance - Maximum \$2,000 for each offense per day.
- d. Failure by an IU to respond within 15 calendar days to a NOSV or noncompliance with any other provision contained in Paragraph G. (6) of Section 36 of this Ordinance - Maximum \$2,000 for each offense per day.
- e. Failure by an IU to respond within 15 calendar days to a NOSV or noncompliance with any other provision of Paragraph G. (7) of Section 36 of this Ordinance - Maximum \$2,000 for each offense per day.
- f. Failure by an IU to cause Pretreatment facilities to achieve compliance according to the construction compliance schedule as required by Paragraph G. (8) of Section 36 of this Ordinance - Maximum \$2,000 for each day of noncompliance.

Unlawful Connections, Interfering with Hydrants or Water Service, and Unauthorized Usage:

- a. For violation by any Person of any provision contained in Paragraphs A, B, or C. of Section 8 and paragraph A of Section 12 of this Ordinance - \$250 for each offense per day, plus an estimated bill for the period in which water and/or wastewater service was received, without payment.
- b. For violation by any Person of Paragraph E of Section 11 of this Ordinance - \$250 for each offense per day, plus an estimated bill for the period in which water, wastewater and/or reclaimed water service was received, without payment for it.

Unlawful Damage to County Water and/or Sewer System:

For violation by any Person of any provision contained in Section 12 of this Ordinance - \$250 for each offense per day, plus costs of repairing any damage to County Water or Wastewater System caused by such acts and costs associated with additional treatment or alternative disposal methods necessary to meet effluent or Sludge treatment and disposal requirements that result from violations of this ordinance shall be passed on to and paid or reimbursed by the Person responsible for the violations and/or Account Holder.

Cross Connections Between Water Systems and Backflow Prevention Devices:

For violation by any Person of any provision contained in Section 7 of this Ordinance - \$250 for each offense per day.

False Statements and Tampering with Monitoring Devices:

For violation by any Person of any provision contained in Paragraph G. (A) of Section 36 of this Ordinance - Maximum \$1,000 for each offense per day.