

**ST JOHNS COUNTY BUILDING DEPARTMENT
MONTHLY RECAP REPORT**



TO: Brad Bradley, Assitant County Administrator
 FROM: HT White, CBO, Building Department Director
 DATE: MARCH 2, 2023
 SUBJECT: FEBRUARY MONTHLY RECAP REPORT

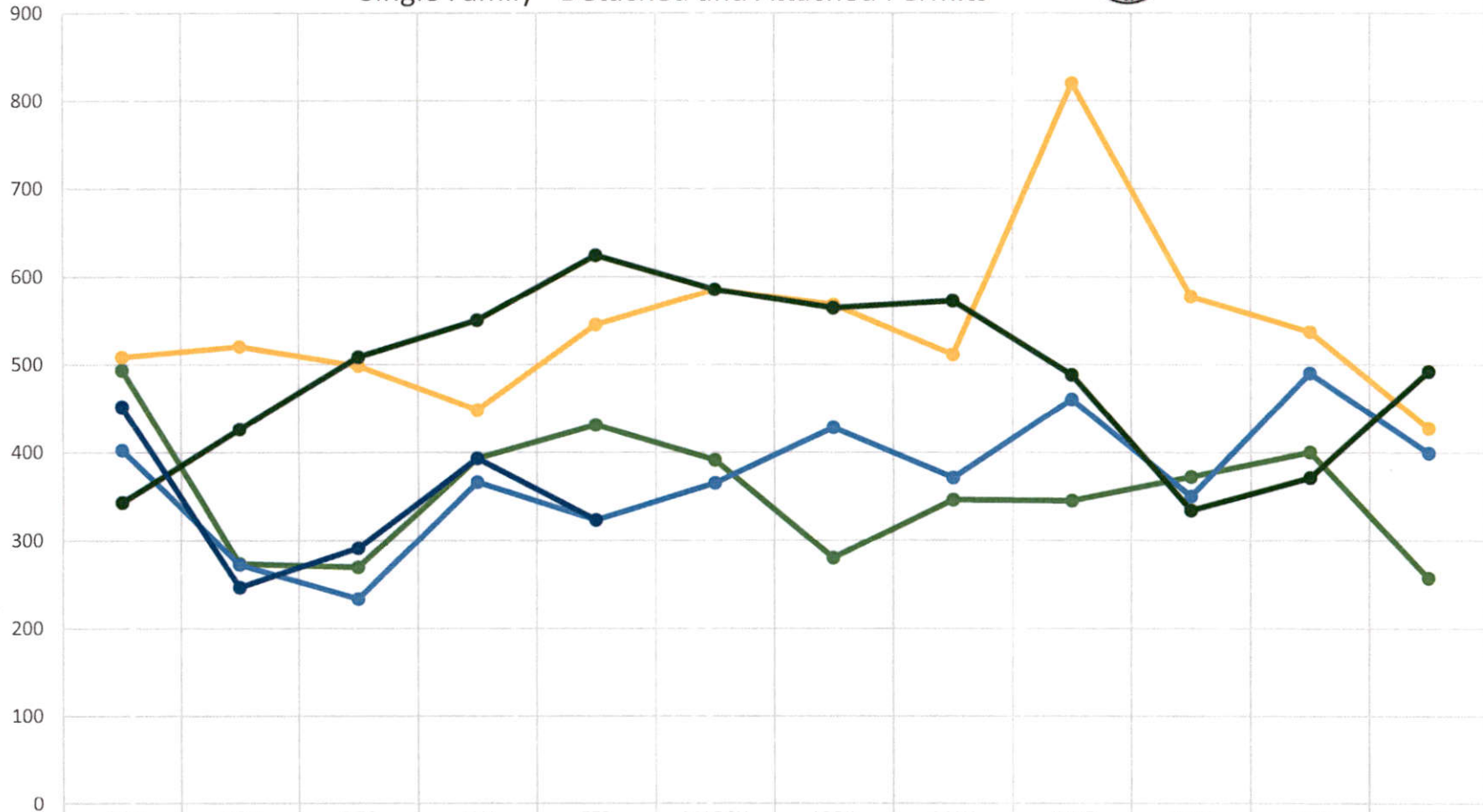
HTW

	MONTHLY COMPARISON		FY CUMULATIVE	
	FEB FY 23	FEB FY 22	FY 23	FY 22
PLANS SUBMITTED				
All Plans Submitted	1,019	1,566	5,933	7,841
Single Family Plans Submitted	257	552	1,239	2,348
Commercial Plans Submitted	101	86	531	524
Revisions & Resubmittals	338	394	1,972	2,233
Total Plans Reviewed	1,171	1,617	6,132	7,907
PERMITS ISSUED				
Building Permits Issued	1,260	1,746	6,812	9,680
Single Family Permits Issued	323	624	1,704	2,451
Dwelling Units from Permits Issued	323	624	1,704	2,451
Commercial Permits Issued	120	112	615	660
Total Permits Issued (all types)	3,897	5028	21,462	24,508
MARKET VALUATION				
Building Market Valuation	141,117,330	\$266,775,780	767,432,388	1,053,691,304
Single Family Market Valuation	84,457,353	\$156,486,356	472,693,129	637,369,445
Total Commercial Market Valuation	27,202,256	35,122,414	119,450,588	151,440,887
INSPECTIONS				
Total Inspections	20,182	22,358	111,883	113,712
CERTIFICATE OF OCCUPANCY ISSUED				
Total Units	467	409	2,524	2,343

Note: "Valuation" is construction measured, excluding land, as claimed by permit applicants
 Maximum number of workdays in FEBRUARY | 19

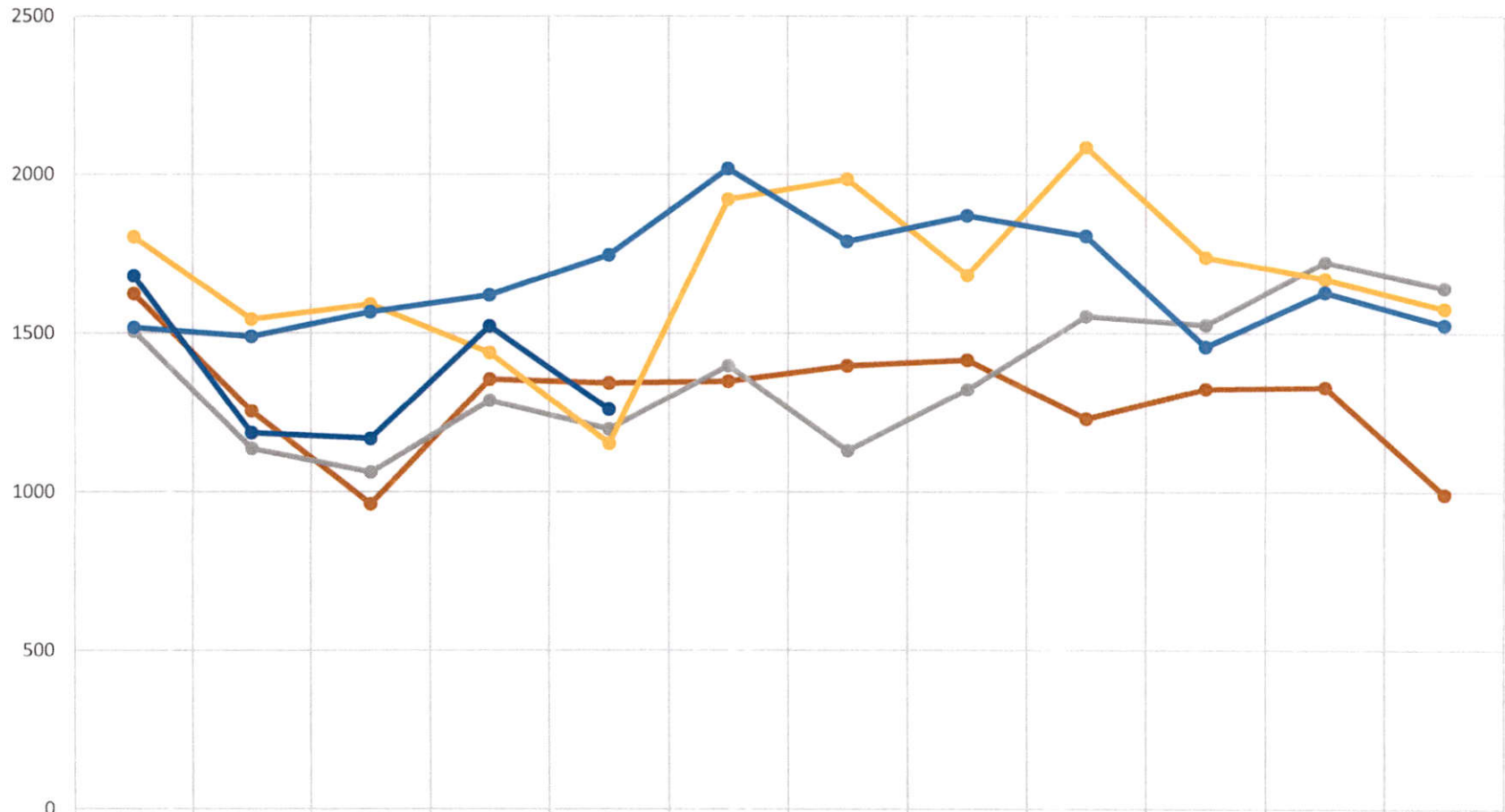
- cc: Commissioner Christian Whitehurst, Chair, District 1
- Commissioner Sarah S. Arnold, Vice-Chair, District 2
- Commissioner Roy Alaimo, District 3
- Commissioner Krista Joseph, District 4
- Commissioner Henry Dean, Chairman, District 5
- Jesse Dunn, Director of OMB

St. Johns County Building Department
 Fiscal years 2019 to 2023
 Single Family - Detached and Attached Permits



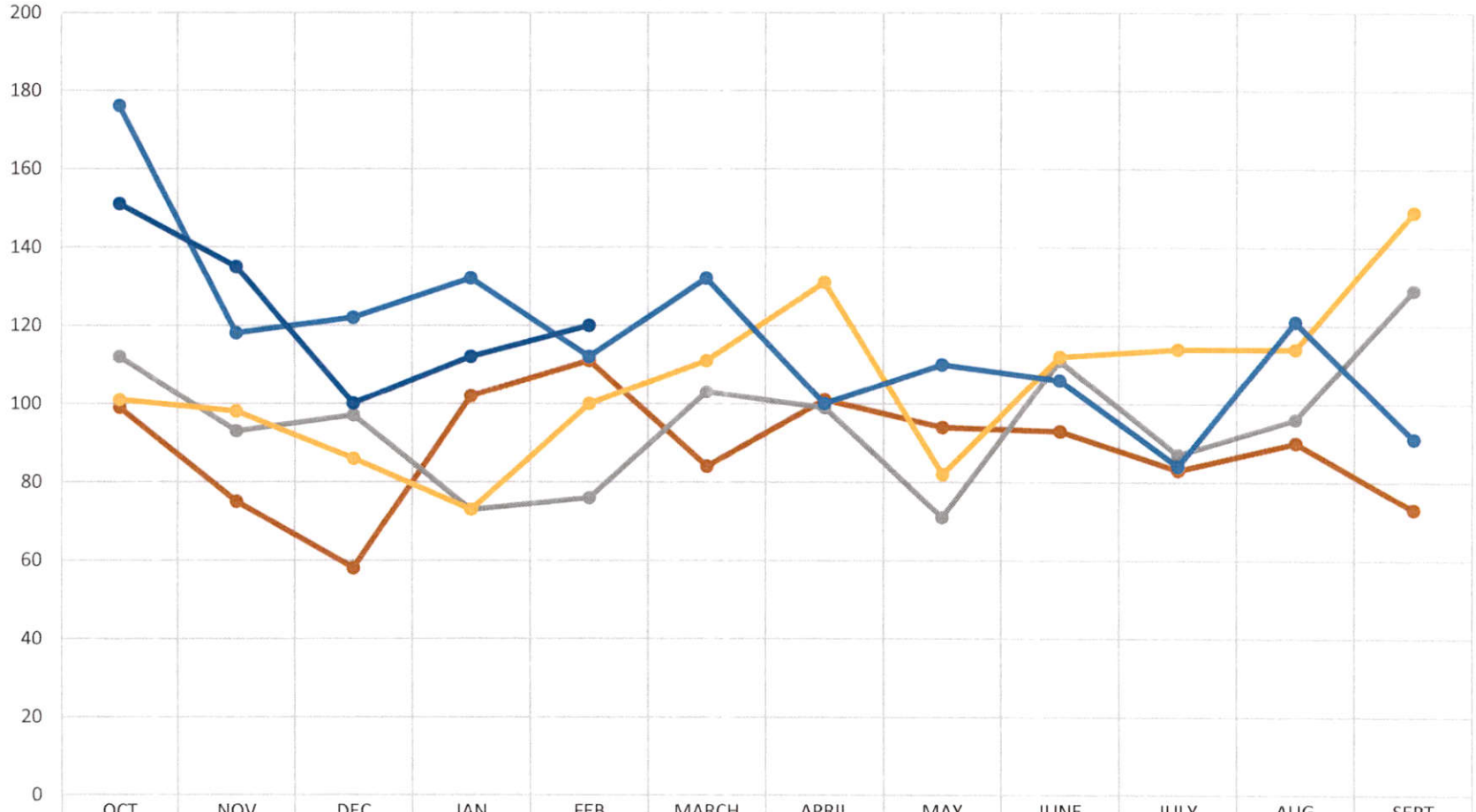
	OCT	NOV	DEC	JAN	FEB	MARCH	APRIL	MAY	JUNE	JULY	AUG	SEPT
FY 2019	493	273	269	393	431	391	280	346	345	372	400	257
FY 2020	402	272	233	366	323	365	428	371	460	350	490	399
FY 2021	508	520	498	448	545	585	568	511	820	577	537	427
FY 2022	343	426	508	550	624	585	564	572	488	334	371	492
FY 2023	451	246	291	393	323							

St. Johns County Building Department
 Fiscal years 2019 to 2023
 Building Permits



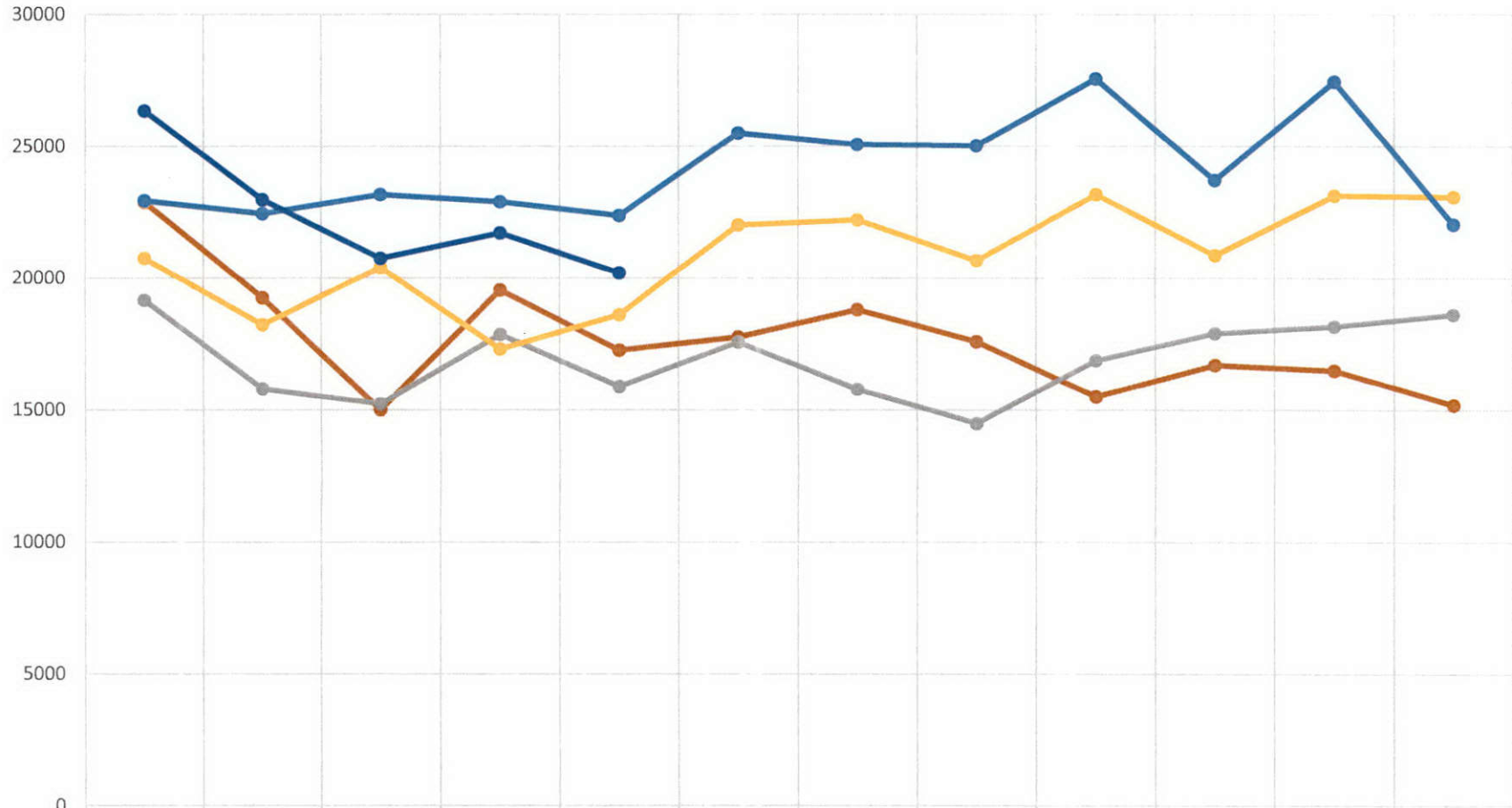
	OCT	NOV	DEC	JAN	FEB	MARCH	APRIL	MAY	JUNE	JULY	AUG	SEPT
FY 2019	1623	1254	962	1354	1343	1348	1397	1415	1230	1324	1329	993
FY 2020	1506	1136	1062	1288	1197	1398	1130	1322	1553	1526	1723	1641
FY 2021	1803	1543	1590	1438	1152	1921	1984	1681	2085	1738	1669	1576
FY 2022	1516	1488	1565	1619	1746	2017	1788	1869	1805	1456	1628	1525
FY 2023	1679	1185	1167	1521	1260							

St. Johns County Building Department
 Fiscal years 2019 to 2023
 Commercial



	OCT	NOV	DEC	JAN	FEB	MARCH	APRIL	MAY	JUNE	JULY	AUG	SEPT
FY 2019	99	75	58	102	111	84	101	94	93	83	90	73
FY 2020	112	93	97	73	76	103	99	71	111	87	96	129
FY 2021	101	98	86	73	100	111	131	82	112	114	114	149
FY 2022	176	118	122	132	112	132	100	110	106	84	121	91
FY 2023	151	135	100	112	120							

St. Johns County Building Department
 Fiscal years 2019 to 2023
 Inspections



	OCT	NOV	DEC	JAN	FEB	MARCH	APRIL	MAY	JUNE	JULY	AUG	SEPT
FY 2019	22873	19241	14992	19533	17263	17758	18794	17585	15498	16691	16492	15176
FY 2020	19145	15795	15219	17854	15882	17566	15779	14482	16871	17897	18156	18614
FY 2021	20748	18219	20399	17303	18600	22009	22206	20654	23165	20859	23130	23077
FY 2022	22908	22424	23142	22880	22358	25481	25052	25006	27543	23694	27429	22027
FY 2023	26323	22955	20730	21693	20182							