**ST JOHNS COUNTY BUILDING DEPARTMENT**
**MONTHLY RECAP REPORT**

TO: Brad Bradley, Assitant County Administrator
FROM: HT White, CBO, Building Department Director
DATE: DECEMBER 1, 2022
SUBJECT: NOVEMBER MONTHLY RECAP REPORT

| | MONTHLY COMPARISON | | FY CUMULATIVE | |
|---|---|---|---|---|
| | **NOV FY 23** | **NOV FY 22** | **FY 23** | **FY 22** |
| **PLANS SUBMITTED** | | | | |
| All Plans Submitted | 1,278 | 1,499 | 2,644 | 3,226 |
| Single Family Plans Submited | 246 | 404 | 510 | 884 |
| Commercial Plans Submitted | 110 | 78 | 229 | 246 |
| Revisons & Resubmittals | 492 | 444 | 967 | 897 |
| Total Plans Reviewed | 1,343 | 1,529 | 2,665 | 3,178 |
| **PERMITS ISSUED** | | | | |
| Building Permits Issued | 1,185 | 1,488 | 2,864 | 4,569 |
| Single Family Permits Issued | 246 | 426 | 697 | 769 |
| Dwelling Units from Permits Issued | 246 | 426 | 697 | 769 |
| Commercial Permits Issued | 135 | 118 | 286 | 294 |
| Total Permits Issued (all types) | 3,889 | 4,528 | 9,050 | 9,506 |
| **MARKET VALUATION** | | | | |
| Building Market Valuation | 124,285,068 | $178,476,568 | 305,937,176 | $372,210,742 |
| Single Family Market Valuation | 63,884,459 | $109,393,727 | 172,079,967 | $199,936,909 |
| Total Commercial Market Valuation | 36,459,029 | $38,176,750 | 50,985,048 | $72,460,310 |
| **INSPECTIONS** | | | | |
| Total Inspections | 22,955 | 22,424 | 49,278 | 45,332 |
| **CERTIFICATE OF OCCUPANCY ISSUED** | | | | |
| Total Units | 502 | 530 | 1,020 | 995 |
| | | | | |

Note: "Valuation" is construction measured, excluding land, as claimed by permit applicants
Maximum number of workdays in NOVEMBER | 21

cc: Commissioner Christian Whitehurst, Vice-Chair, District 1
Commissioner Sarah S. Arnold, District 2
District 3
Commissioner Krista Joseph, District 4
Commissioner Henry Dean, Chairman, District 5
Jesse Dunn, Director of OMB

# St. Johns County Building Department
## Fiscal years 2018 to 2022
## Inspections

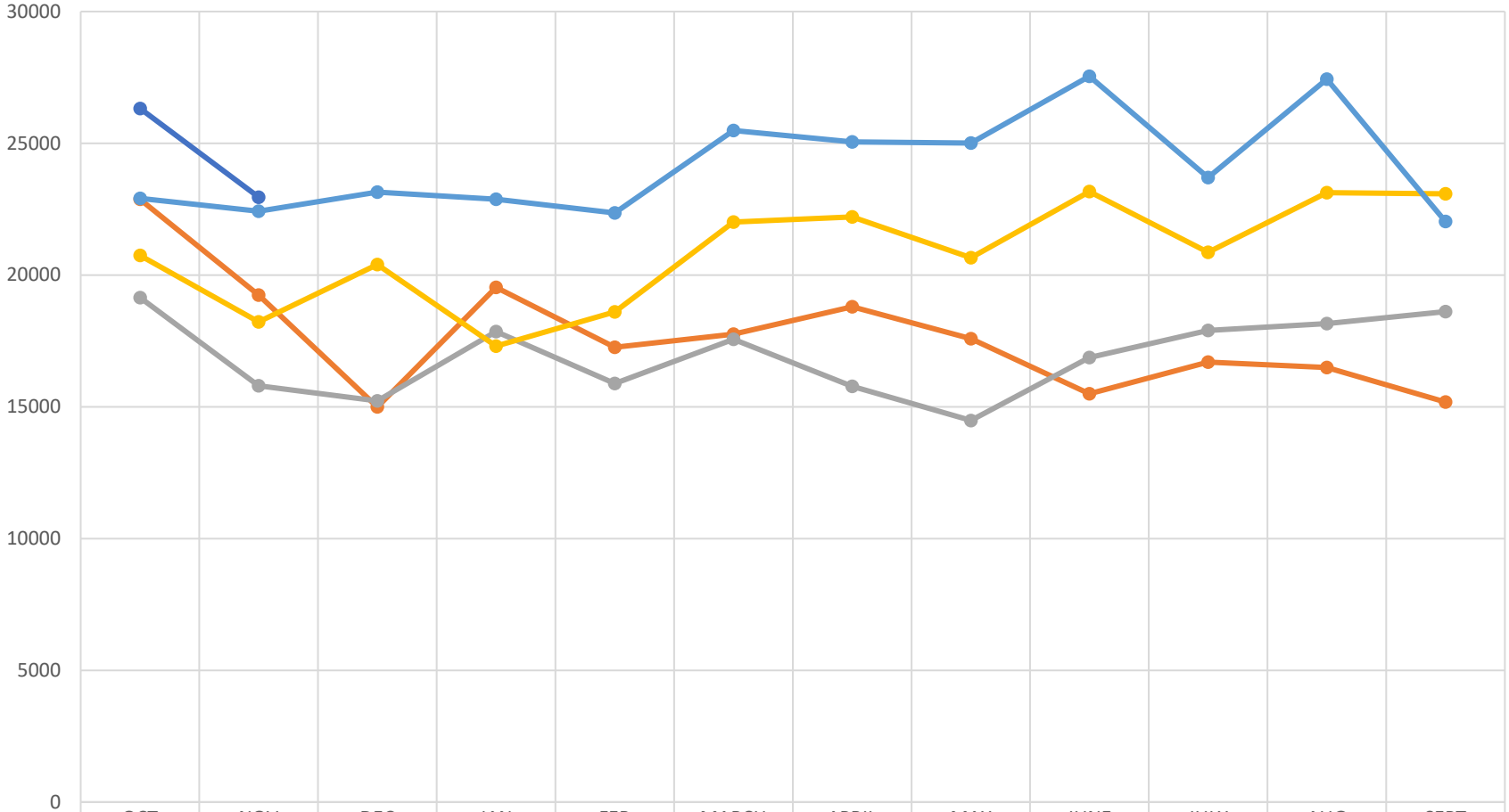


| | OCT | NOV | DEC | JAN | FEB | MARCH | APRIL | MAY | JUNE | JULY | AUG | SEPT |
|---|---|---|---|---|---|---|---|---|---|---|---|---|
| FY 2019 | 22873 | 19241 | 14992 | 19533 | 17263 | 17758 | 18794 | 17585 | 15498 | 16691 | 16492 | 15176 |
| FY 2020 | 19145 | 15795 | 15219 | 17854 | 15882 | 17566 | 15779 | 14482 | 16871 | 17897 | 18156 | 18614 |
| FY 2021 | 20748 | 18219 | 20399 | 17303 | 18600 | 22009 | 22206 | 20654 | 23165 | 20859 | 23130 | 23077 |
| FY 2022 | 22908 | 22424 | 23142 | 22880 | 22358 | 25481 | 25052 | 25006 | 27543 | 23694 | 27429 | 22027 |
| FY 2023 | 26323 | 22955 | | | | | | | | | | |

# St. Johns County Building Department
## Fiscal years 2018 to 2022
## Single Family - Detached and Attached Permits

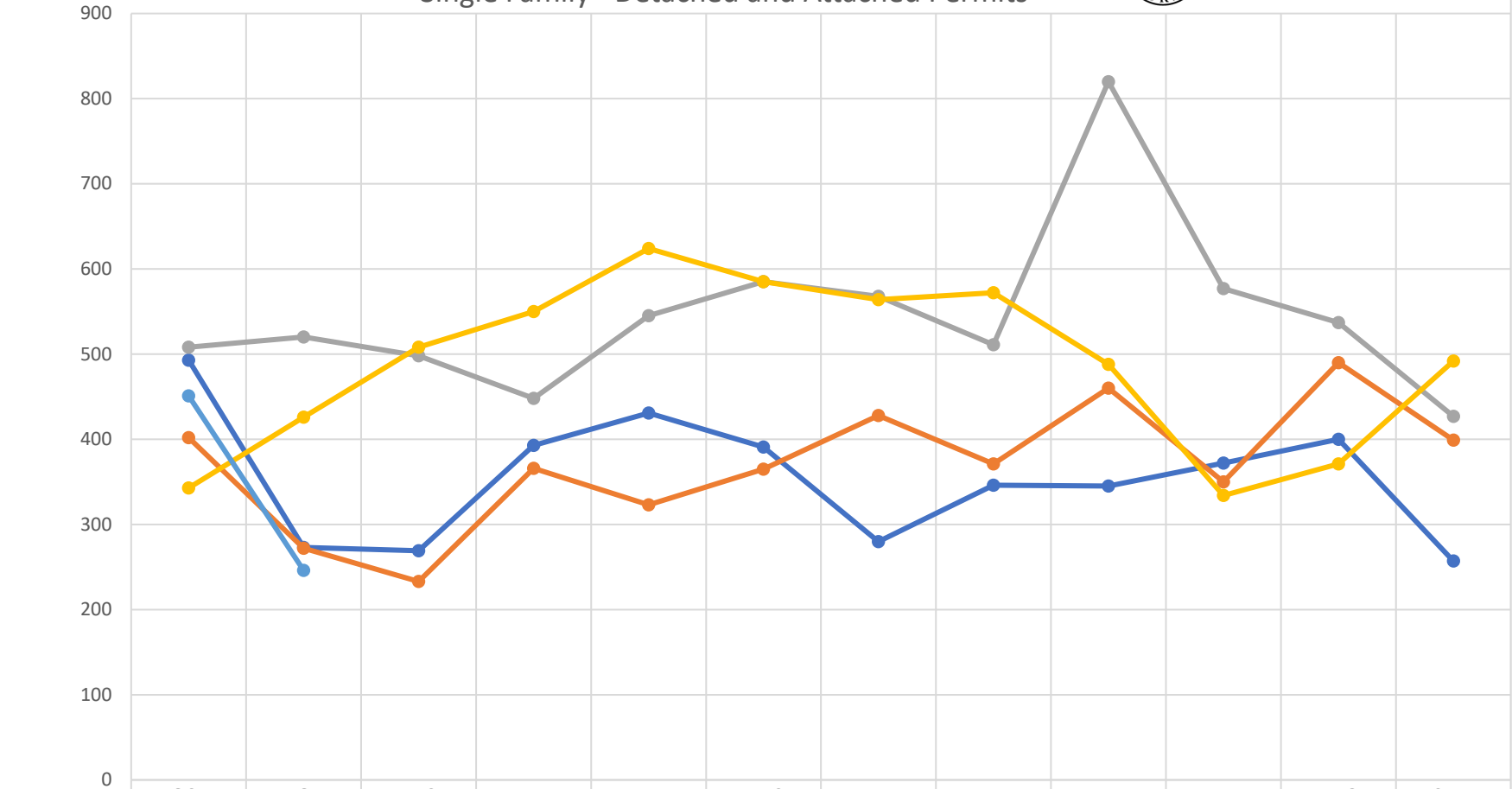


| | OCT | NOV | DEC | JAN | FEB | MARCH | APRIL | MAY | JUNE | JULY | AUG | SEPT |
|---|---|---|---|---|---|---|---|---|---|---|---|---|
| FY 2019 | 493 | 273 | 269 | 393 | 431 | 391 | 280 | 346 | 345 | 372 | 400 | 257 |
| FY 2020 | 402 | 272 | 233 | 366 | 323 | 365 | 428 | 371 | 460 | 350 | 490 | 399 |
| FY 2021 | 508 | 520 | 498 | 448 | 545 | 585 | 568 | 511 | 820 | 577 | 537 | 427 |
| FY 2022 | 343 | 426 | 508 | 550 | 624 | 585 | 564 | 572 | 488 | 334 | 371 | 492 |
| FY 2023 | 451 | 246 | | | | | | | | | | |

# St. Johns County Building Department
## Fiscal years 2018 to 2022
## Permits

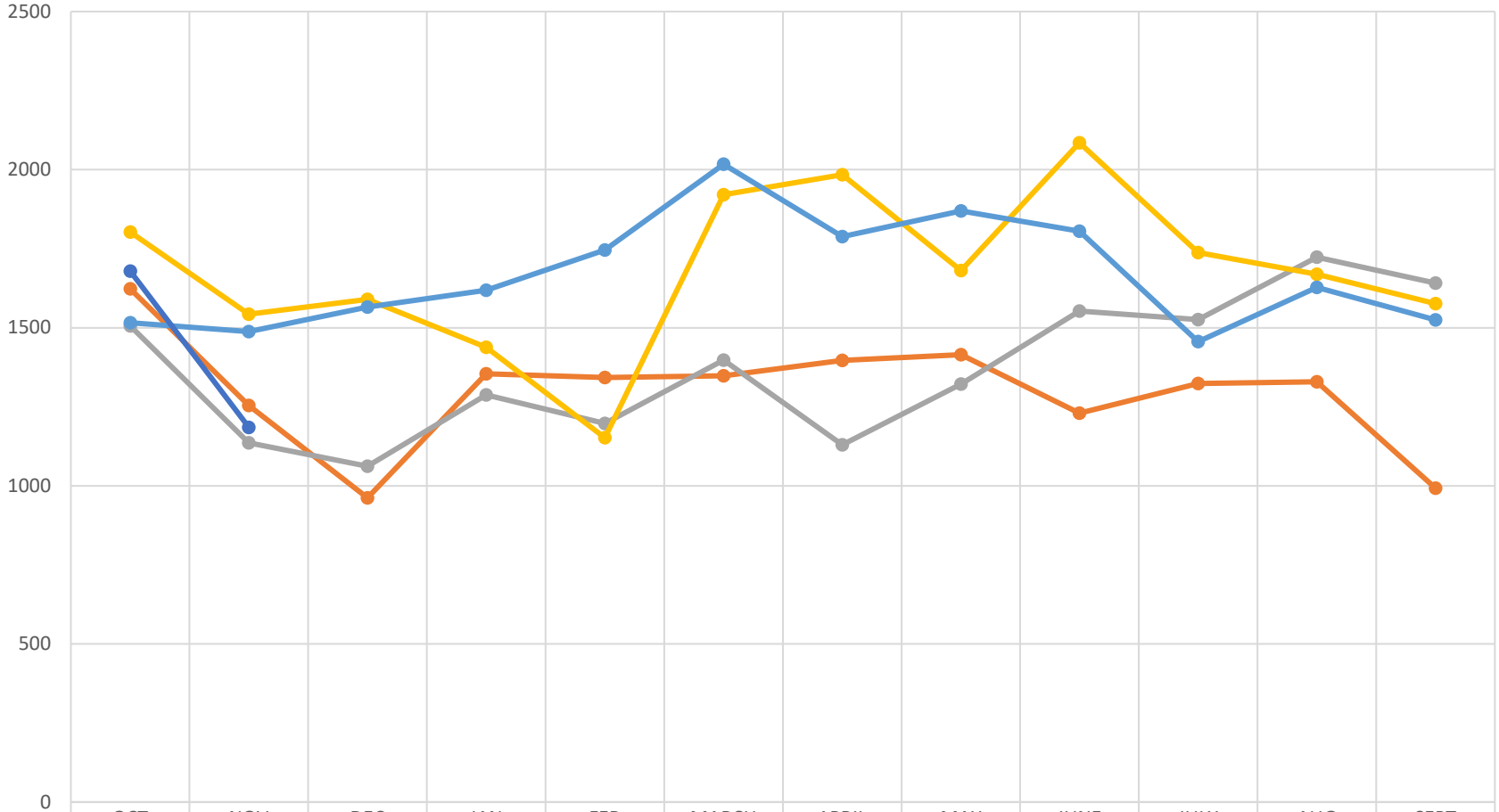


| | OCT | NOV | DEC | JAN | FEB | MARCH | APRIL | MAY | JUNE | JULY | AUG | SEPT |
|---|---|---|---|---|---|---|---|---|---|---|---|---|
| FY 2019 | 1623 | 1254 | 962 | 1354 | 1343 | 1348 | 1397 | 1415 | 1230 | 1324 | 1329 | 993 |
| FY 2020 | 1506 | 1136 | 1062 | 1288 | 1197 | 1398 | 1130 | 1322 | 1553 | 1526 | 1723 | 1641 |
| FY 2021 | 1803 | 1543 | 1590 | 1438 | 1152 | 1921 | 1984 | 1681 | 2085 | 1738 | 1669 | 1576 |
| FY 2022 | 1516 | 1488 | 1565 | 1619 | 1746 | 2017 | 1788 | 1869 | 1805 | 1456 | 1628 | 1525 |
| FY 2023 | 1679 | 1185 | | | | | | | | | | |

# St. Johns County Building Department
## Fiscal years 2018 to 2022
## Commercial

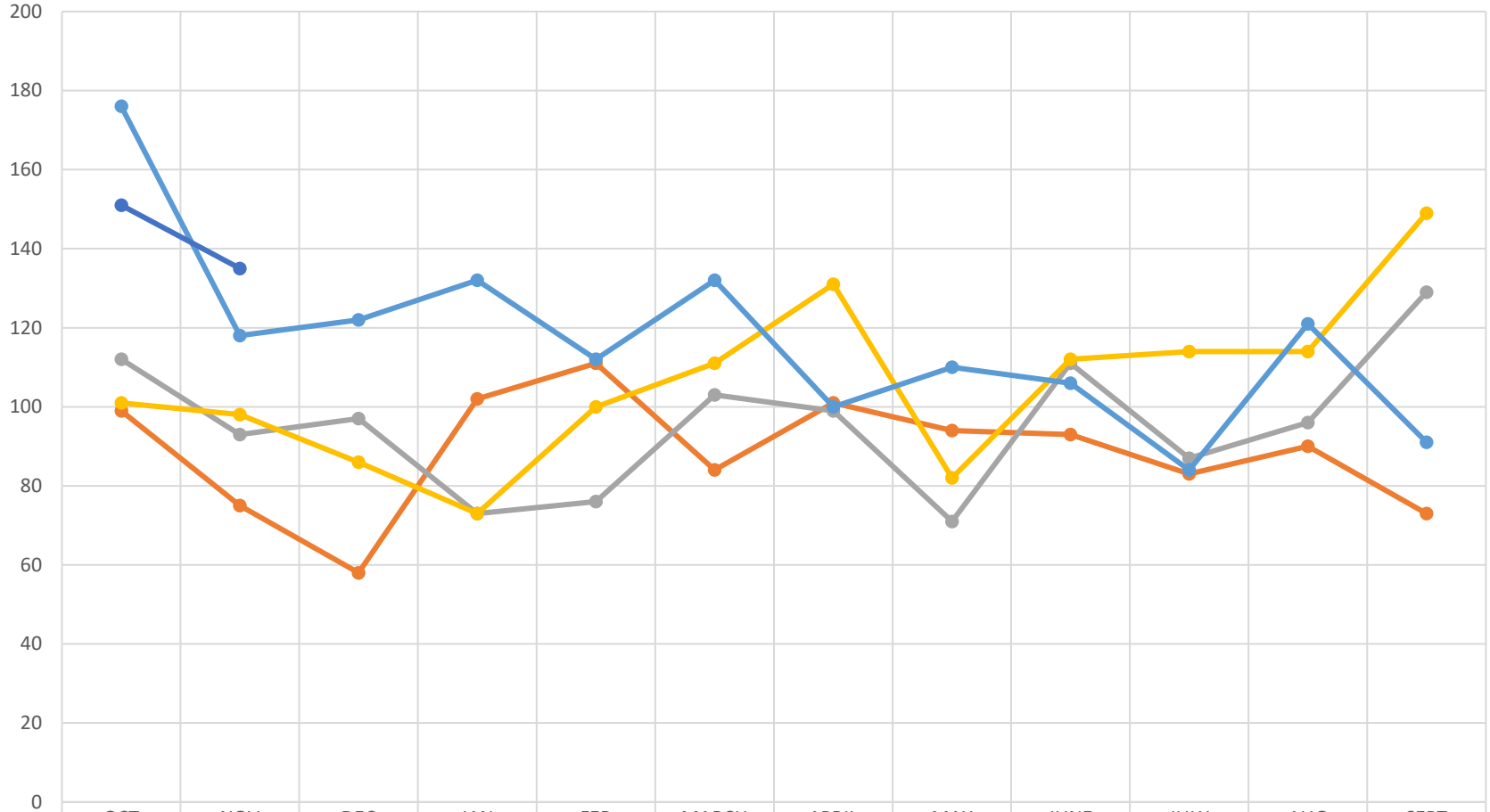


| | OCT | NOV | DEC | JAN | FEB | MARCH | APRIL | MAY | JUNE | JULY | AUG | SEPT |
|---|---|---|---|---|---|---|---|---|---|---|---|---|
| FY 2019 | 99 | 75 | 58 | 102 | 111 | 84 | 101 | 94 | 93 | 83 | 90 | 73 |
| FY 2020 | 112 | 93 | 97 | 73 | 76 | 103 | 99 | 71 | 111 | 87 | 96 | 129 |
| FY 2021 | 101 | 98 | 86 | 73 | 100 | 111 | 131 | 82 | 112 | 114 | 114 | 149 |
| FY 2022 | 176 | 118 | 122 | 132 | 112 | 132 | 100 | 110 | 106 | 84 | 121 | 91 |
| FY 2023 | 151 | 135 | | | | | | | | | | |