



**ST JOHNS COUNTY BUILDING DEPARTMENT
MONTHLY RECAP REPORT**

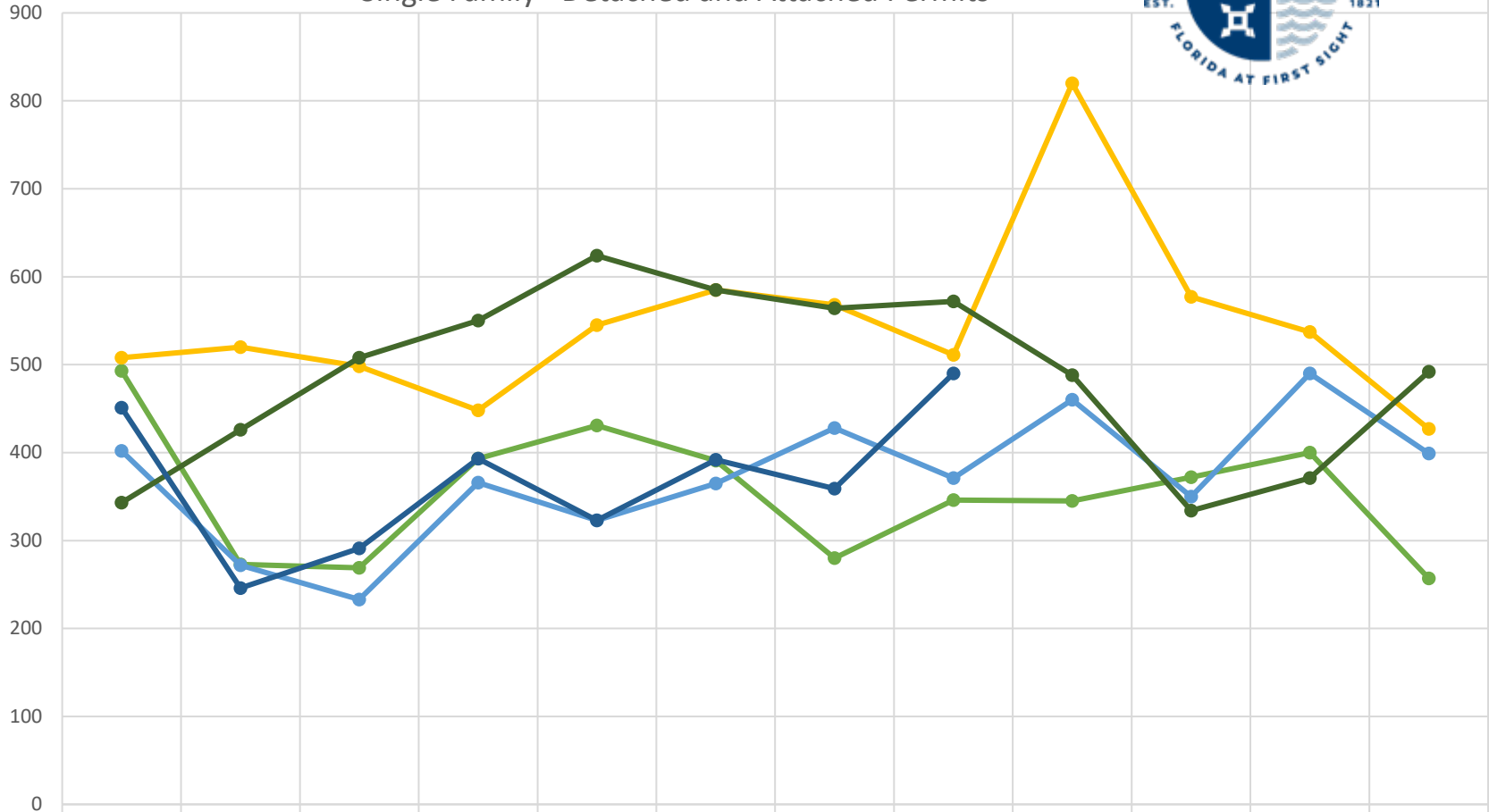
TO: Brad Bradley, Assitant County Administrator
 FROM: HT White, CBO, Building Department Director
 DATE: JUNE 5, 2023
 SUBJECT: MAY MONTHLY RECAP REPORT

	MONTHLY COMPARISON		FY CUMULATIVE	
	MAY FY 23	MAY FY 22	FY 23	FY 22
PLANS SUBMITTED				
All Plans Submitted	1,420	1,940	9,936	13,634
Single Family Plans Submitted	494	650	2,590	4,961
Commercial Plans Submitted	58	110	761	770
Revisions & Resubmittals	411	607	3,202	2,949
Total Plans Reviewed	1,384	2,072	10,166	13,900
PERMITS ISSUED			0	
Building Permits Issued	1,701	1,869	11,318	15,381
Single Family Permits Issued	490	572	2,945	4,172
Dwelling Units from Permits Issued	490	572	2,945	4,172
Commercial Permits Issued	133	144	946	926
Total Permits Issued (all types)	3,264	5,825	33,999	44,054
MARKET VALUATION				
Building Market Valuation	255,571,380	236,443,818	1,317,255,650	393,472,589
Single Family Market Valuation	124,727,500	147,363,967	778,981,933	1,190,020,667
Total Commercial Market Valuation	51,447,798	20,616,286	204,696,154	232,284,595
INSPECTIONS				
Total Inspections	22,345	25,006	176,855	185,114
CERTIFICATE OF OCCUPANCY ISSUED				
Total Units	510	521	4,020	3,316

Note: "Valuation" is construction measured, excluding land, as claimed by permit applicants
 Maximum number of workdays in MAY| 22

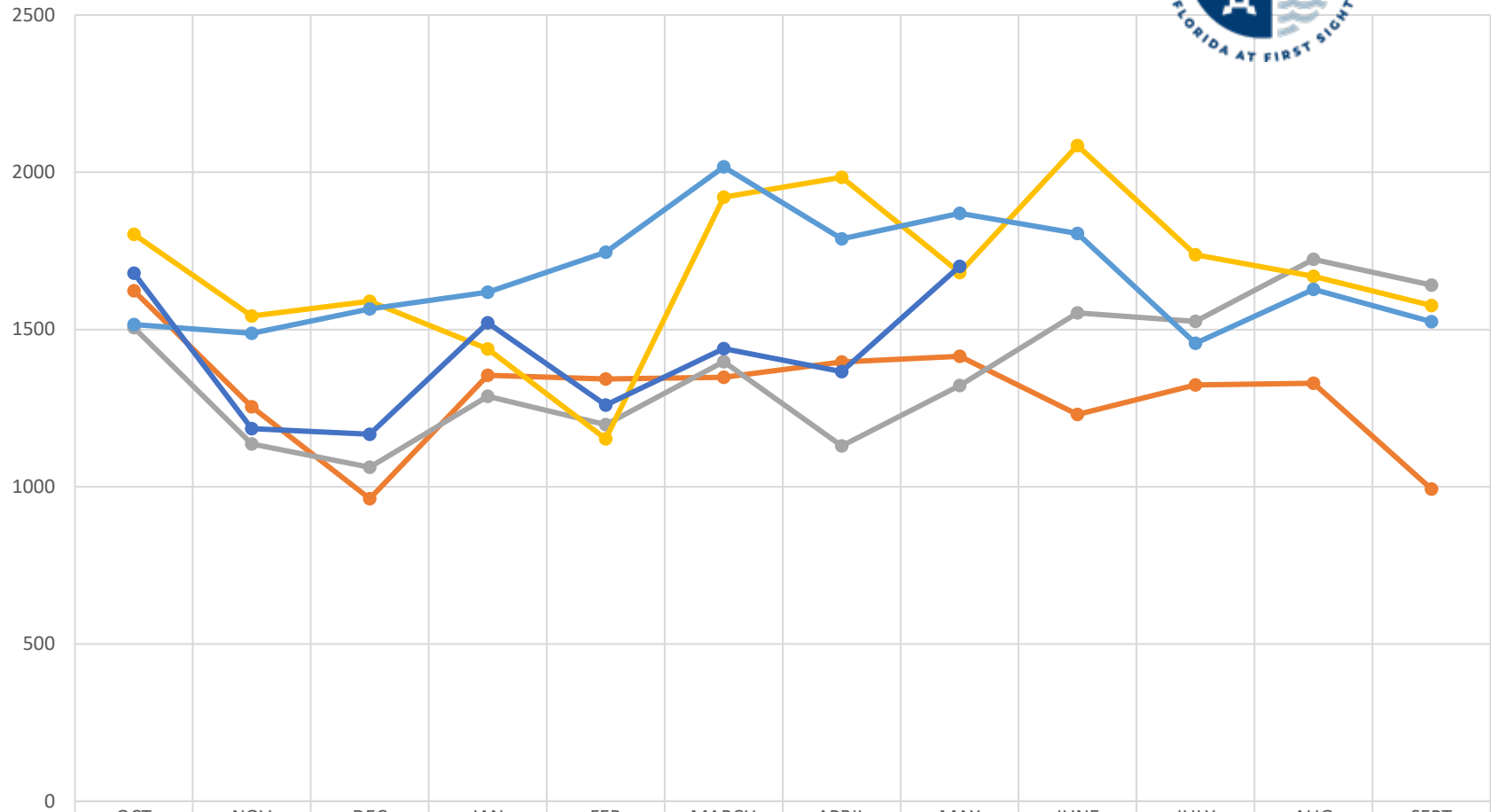
- cc: Commissioner Christian Whitehurst, Chair, District 1
- Commissioner Sarah S. Arnold, Vice-Chair, District 2
- Commissioner Roy Alaimo, District 3
- Commissioner Krista Joseph, District 4
- Commissioner Henry Dean, Chairman, District 5
- Jesse Dunn, Director of OMB

St. Johns County Building Department
 Fiscal years 2019 to 2023
 Single Family - Detached and Attached Permits



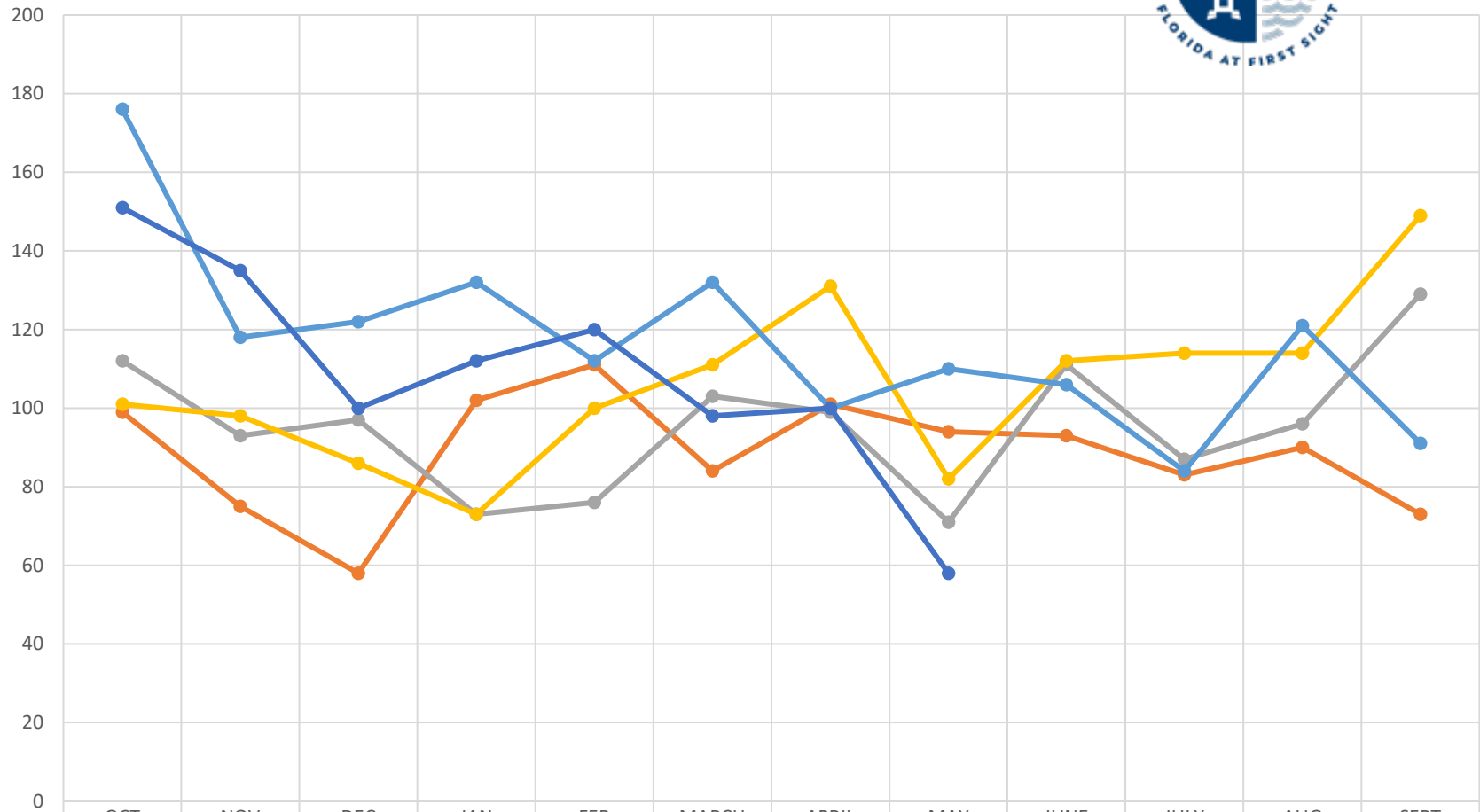
	OCT	NOV	DEC	JAN	FEB	MARCH	APRIL	MAY	JUNE	JULY	AUG	SEPT
FY 2019	493	273	269	393	431	391	280	346	345	372	400	257
FY 2020	402	272	233	366	323	365	428	371	460	350	490	399
FY 2021	508	520	498	448	545	585	568	511	820	577	537	427
FY 2022	343	426	508	550	624	585	564	572	488	334	371	492
FY 2023	451	246	291	393	323	392	359	490				

St. Johns County Building Department
 Fiscal years 2019 to 2023
 Building Permits



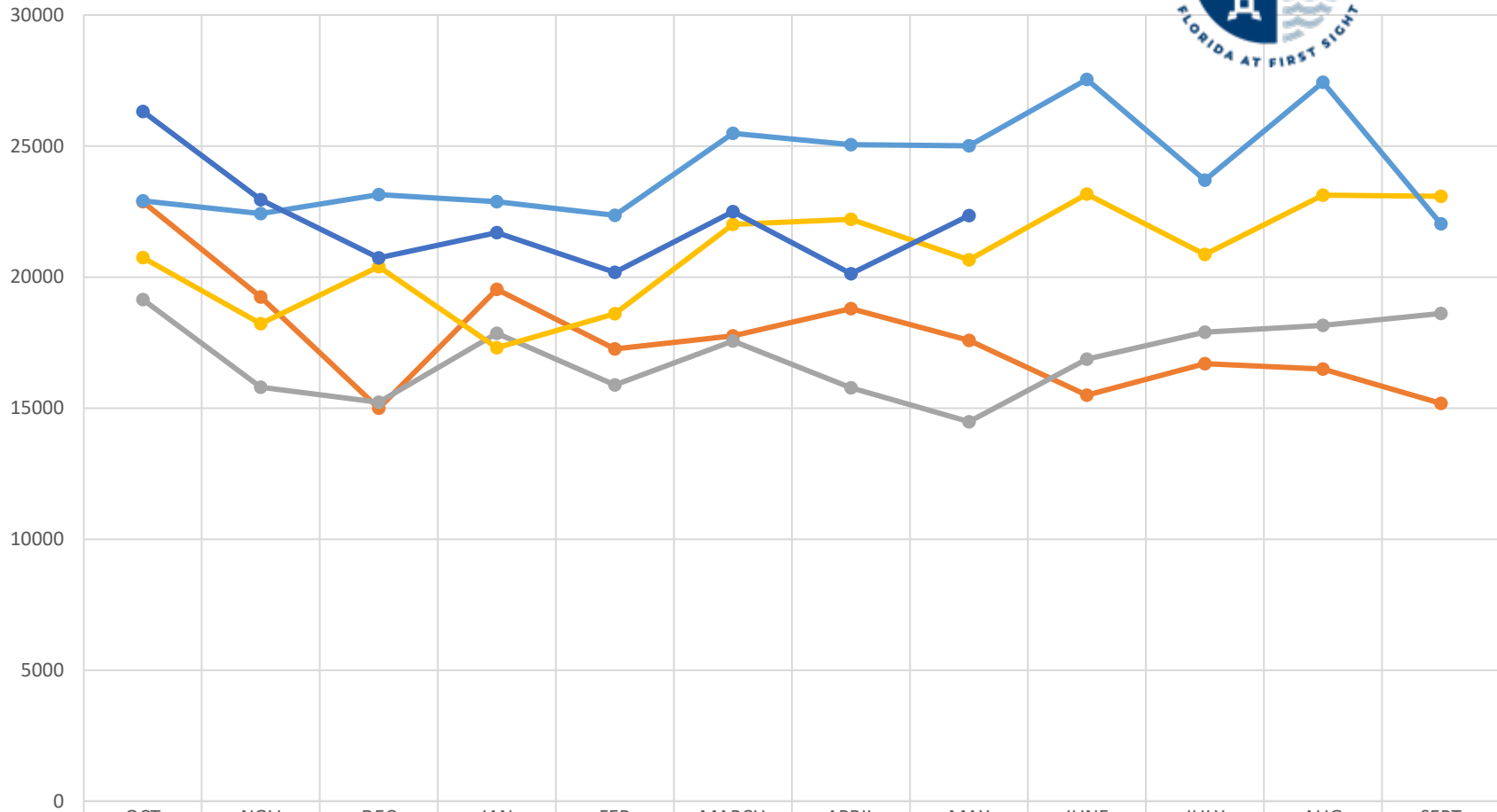
FY 2019	1623	1254	962	1354	1343	1348	1397	1415	1230	1324	1329	993
FY 2020	1506	1136	1062	1288	1197	1398	1130	1322	1553	1526	1723	1641
FY 2021	1803	1543	1590	1438	1152	1921	1984	1681	2085	1738	1669	1576
FY 2022	1516	1488	1565	1619	1746	2017	1788	1869	1805	1456	1628	1525
FY 2023	1679	1185	1167	1521	1260	1439	1366	1701				

St. Johns County Building Department
 Fiscal years 2019 to 2023
 Commercial



FY 2019	99	75	58	102	111	84	101	94	93	83	90	73
FY 2020	112	93	97	73	76	103	99	71	111	87	96	129
FY 2021	101	98	86	73	100	111	131	82	112	114	114	149
FY 2022	176	118	122	132	112	132	100	110	106	84	121	91
FY 2023	151	135	100	112	120	98	100	58				

St. Johns County Building Department
 Fiscal years 2019 to 2023
 Inspections



FY 2019	22873	19241	14992	19533	17263	17758	18794	17585	15498	16691	16492	15176
FY 2020	19145	15795	15219	17854	15882	17566	15779	14482	16871	17897	18156	18614
FY 2021	20748	18219	20399	17303	18600	22009	22206	20654	23165	20859	23130	23077
FY 2022	22908	22424	23142	22880	22358	25481	25052	25006	27543	23694	27429	22027
FY 2023	26323	22955	20730	21693	20182	22497	20130	22345				