



**ST JOHNS COUNTY BUILDING DEPARTMENT
MONTHLY RECAP REPORT**

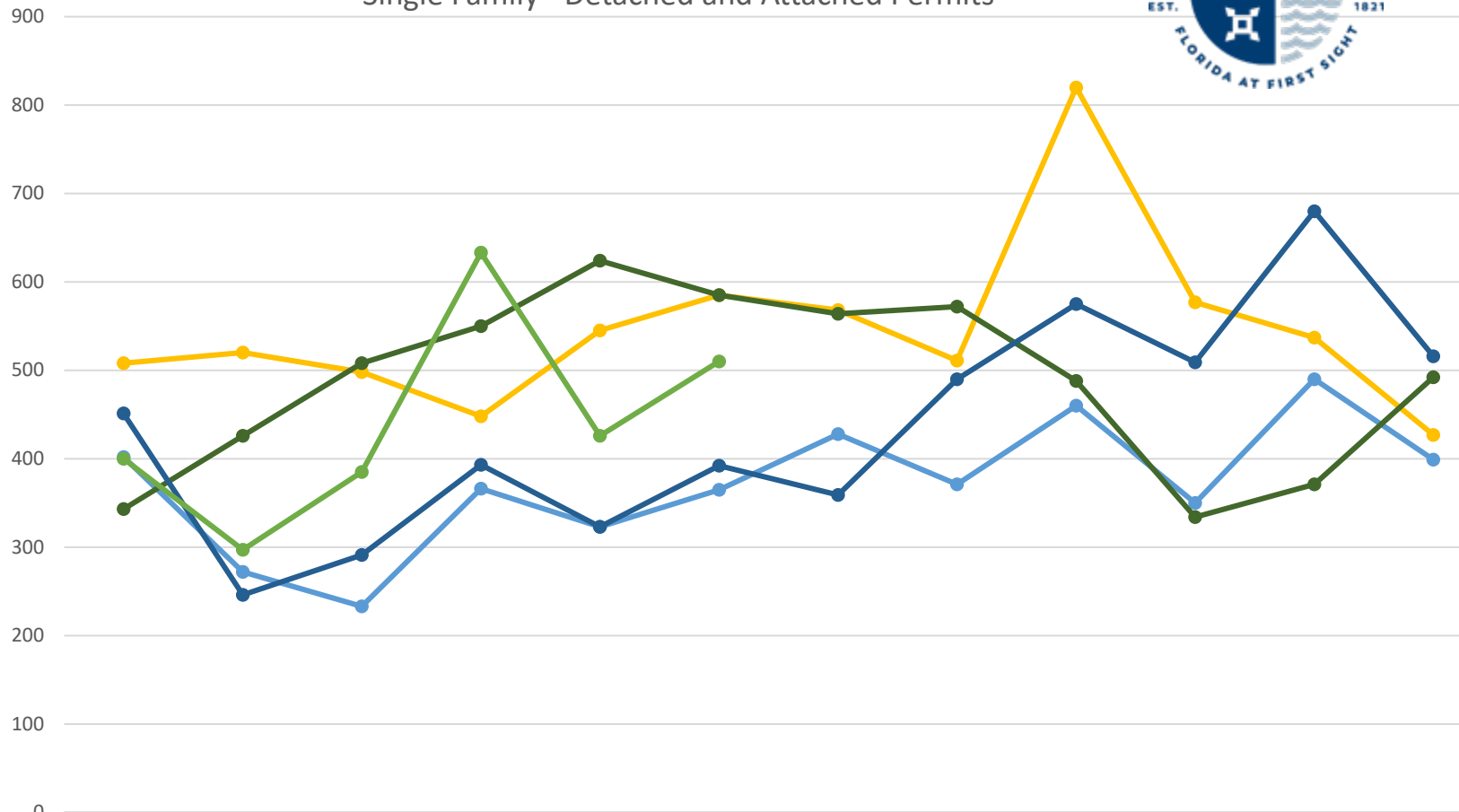
TO: Brad Bradley, Assitant County Administrator
 FROM: HT White, CBO, Building Department Director
 DATE: APRIL 4, 2024
 SUBJECT: MARCH MONTHLY RECAP REPORT

	MONTHLY COMPARISON		FY CUMULATIVE	
	MARCH FY 24	MARCH FY 23	FY 24	FY 23
PLANS SUBMITTED				
All Plans Submitted	1,352	1,163	8,347	7,096
Single Family Plans Submitted	412	381	2,484	1,620
Commercial Plans Submitted	83	91	586	622
Revisions & Resubmittals	383	416	3,020	2,388
Total Plans Reviewed	1,332	1,266	8,667	7,398
PERMITS ISSUED				
Building Permits Issued	1,553	1,439	8,553	8,251
Single Family Permits Issued	510	392	2,651	2,096
Dwelling Units from Permits Issued	510	392	2,651	2,096
Commercial Permits Issued	124	98	792	713
Total Permits Issued (all types)	4,905	4,941	26,077	26,403
MARKET VALUATION				
Building Market Valuation	262,247,574	158,199,329	1,395,754,288	925,631,717
Single Family Market Valuation	124,601,304	89,291,449	686,993,661	561,984,578
Total Commercial Market Valuation	94,685,040	14,378,048	466,855,237	133,828,636
INSPECTIONS				
Total Inspections	22,155	22,497	126,320	134,380
CERTIFICATE OF OCCUPANCY ISSUED				
Total Units	552	462	3,065	2,986

Note: "Valuation" is construction measured, excluding land, as claimed by permit applicants
 Maximum number of workdays in March | 22

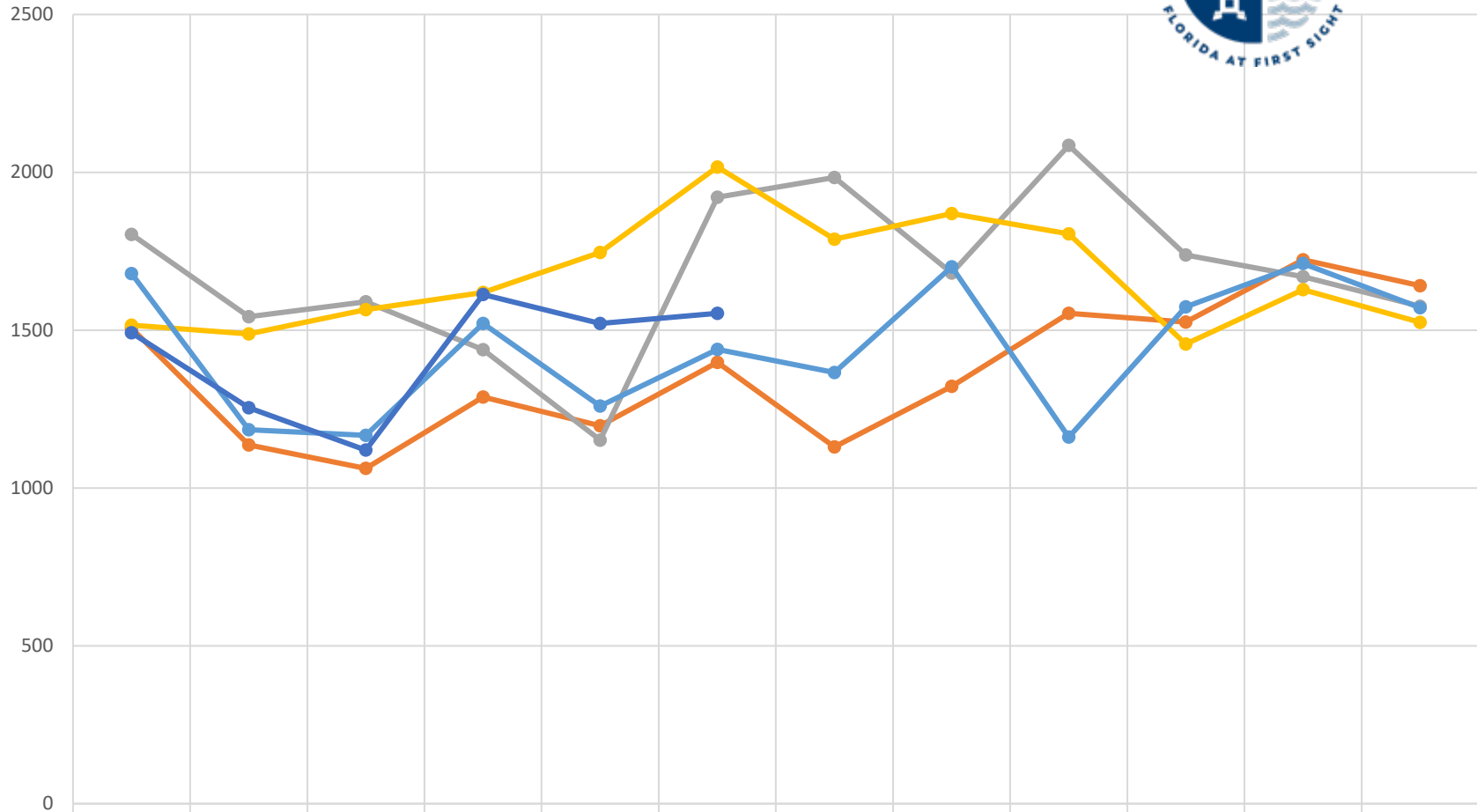
- cc: Commissioner Christian Whitehurst, District 1
- Commissioner Sarah S. Arnold, Chair, District 2
- Commissioner Roy Alaimo, Vice-Chair, District 3
- Commissioner Krista Joseph, District 4
- Commissioner Henry Dean, Chairman, District 5

St. Johns County Building Department
 Fiscal years 2020 to 2024
 Single Family - Detached and Attached Permits



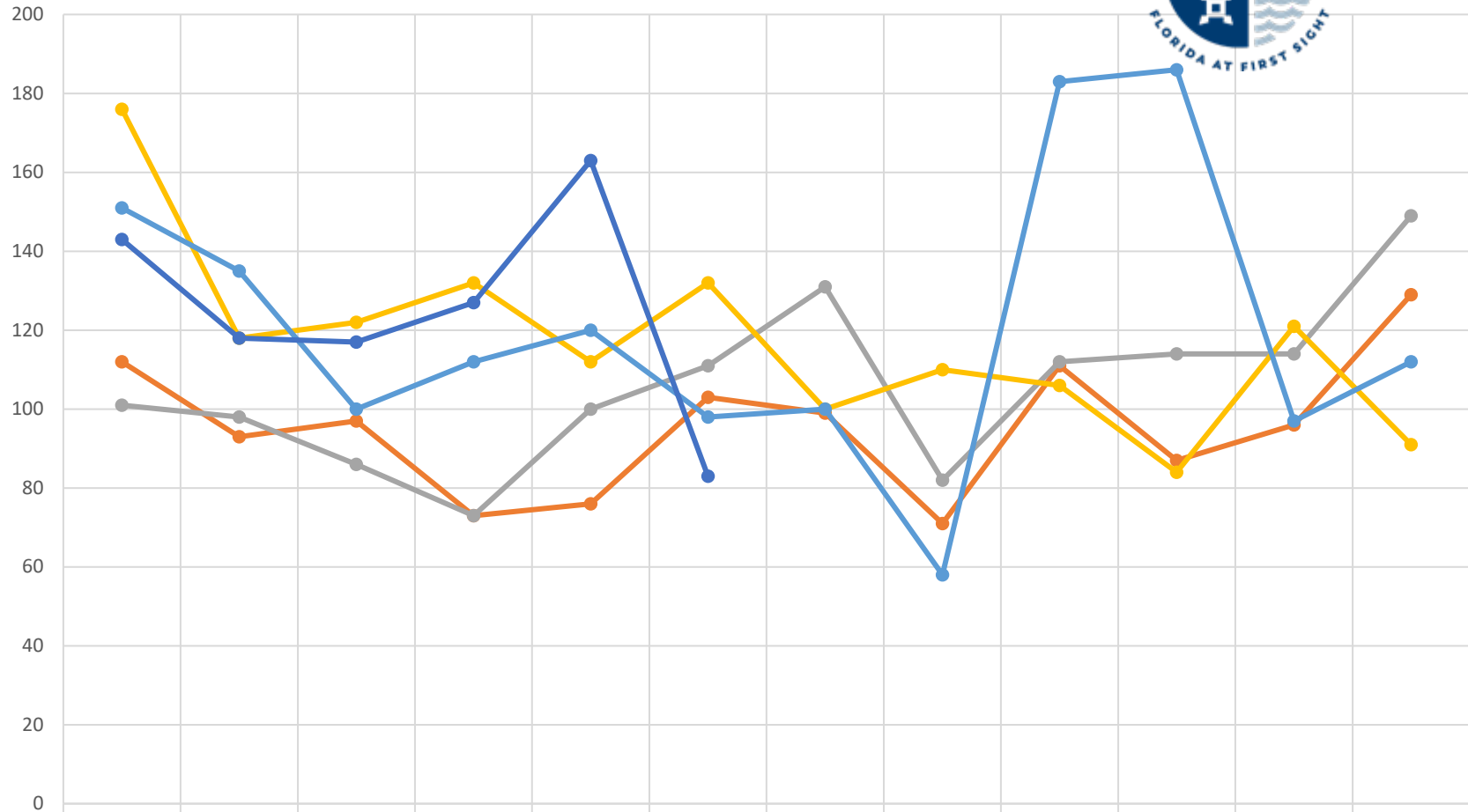
	OCT	NOV	DEC	JAN	FEB	MARCH	APRIL	MAY	JUNE	JULY	AUG	SEPT
FY 2020	402	272	233	366	323	365	428	371	460	350	490	399
FY 2021	508	520	498	448	545	585	568	511	820	577	537	427
FY 2022	343	426	508	550	624	585	564	572	488	334	371	492
FY 2023	451	246	291	393	323	392	359	490	575	509	680	516
FY 2024	400	297	385	633	426	510						

St. Johns County Building Department
 Fiscal years 2020 to 2024
 Building Permits



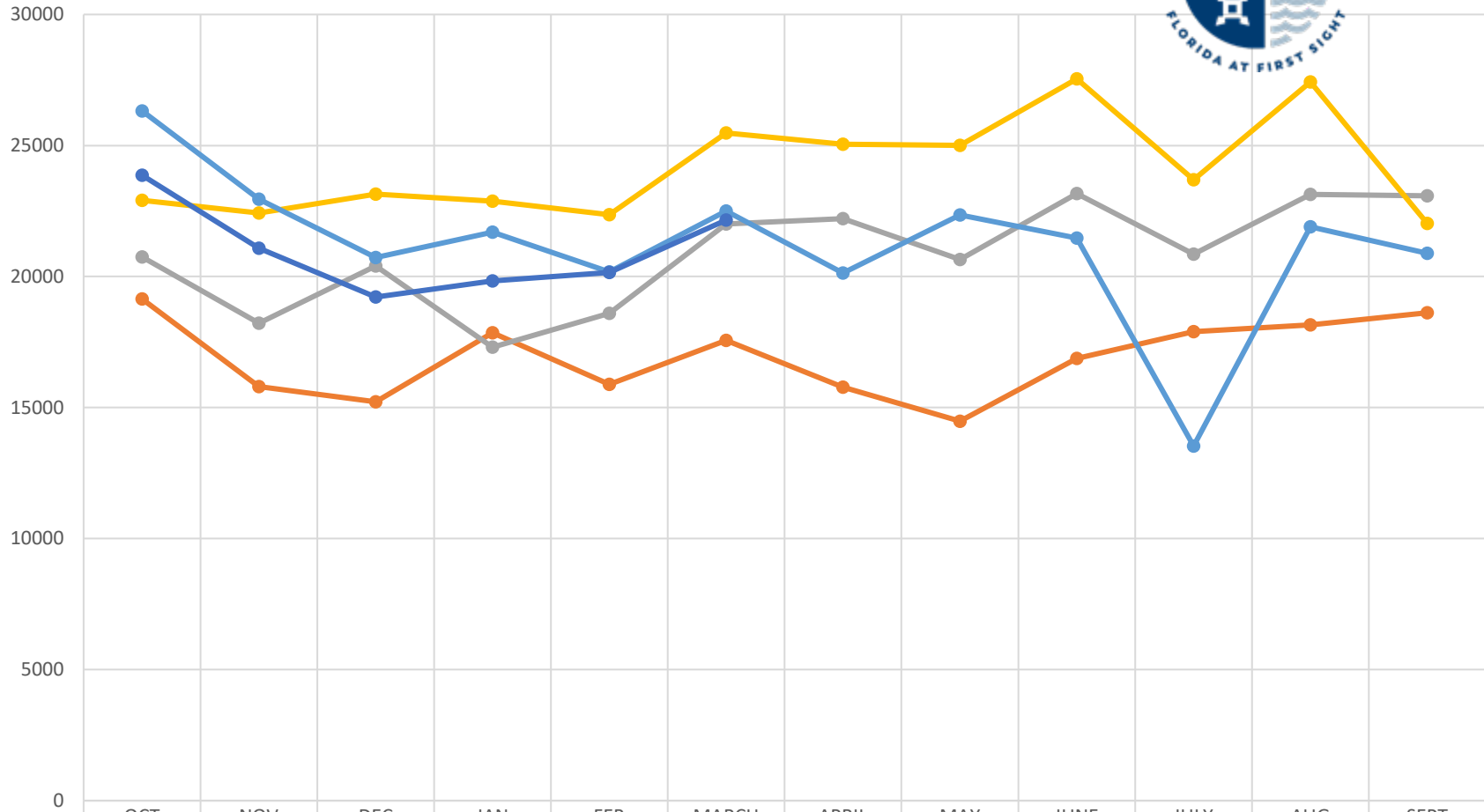
● FY 2020	1506	1136	1062	1288	1197	1398	1130	1322	1553	1526	1723	1641
● FY 2021	1803	1543	1590	1438	1152	1921	1984	1681	2085	1738	1669	1576
● FY 2022	1516	1488	1565	1619	1746	2017	1788	1869	1805	1456	1628	1525
● FY 2023	1679	1185	1167	1521	1260	1439	1366	1701	1161	1574	1711	1571
● FY 2024	1492	1254	1120	1613	1521	1553						

St. Johns County Building Department
 Fiscal years 2020 to 2024
 Commercial



FY 2020	112	93	97	73	76	103	99	71	111	87	96	129
FY 2021	101	98	86	73	100	111	131	82	112	114	114	149
FY 2022	176	118	122	132	112	132	100	110	106	84	121	91
FY 2023	151	135	100	112	120	98	100	58	183	186	97	112
FY 2024	143	118	117	127	163	83						

St. Johns County Building Department
 Fiscal years 2020 to 2024
 Inspections



	OCT	NOV	DEC	JAN	FEB	MARCH	APRIL	MAY	JUNE	JULY	AUG	SEPT
FY 2020	19145	15795	15219	17854	15882	17566	15779	14482	16871	17897	18156	18614
FY 2021	20748	18219	20399	17303	18600	22009	22206	20654	23165	20859	23130	23077
FY 2022	22908	22424	23142	22880	22358	25481	25052	25006	27543	23694	27429	22027
FY 2023	26323	22955	20730	21693	20182	22497	20130	22345	21464	13533	21894	20882
FY 2024	23867	21081	19218	19838	20161	22155						